

# **REPORT**

of the

**AUDITOR GENERAL**

On the

**ACCOUNTS OF ADAMAWA  
STATE GOVERNMENT**

**FOR THE YEAR ENDED  
31<sup>st</sup> DECEMBER, 2023**

**SUBMITTED TO:**

**ADAMAWA STATE HOUSE OF  
ASSEMBLY**




**HIS EXCELLENCY**  
**RT. HON. AHMADU UMARU FINTIRI** CON, GSSRS  
**GOVERNOR, ADAMAWA STATE**



**Her Excellency  
Prof. Kaletapwa G. Farauta  
Deputy Governor,  
Adamawa State**



**RT. HON. BATHIYA WESLEY**  
\*\*\* **SPEAKER** \*\*\*  
**ADAMAWA STATE HOUSE OF ASSEMBLY**



**Usman Ahmed (FCNA, FCPA, FCCrFA, FCCFI, ACTI)  
AUDITOR GENERAL ADAMAWA STATE**

---

***SUBMISSION OF ANNUAL REPORT***

---

*Report of the Auditor General on the Accounts of Adamawa State Government for the year ended 31<sup>st</sup> December 2023*

**SECRET**



**ADAMAWA STATE GOVERNMENT OF NIGERIA**  
**OFFICE OF THE STATE AUDITOR GENERAL**

**Sir Kashim Ibrahim Way, P. M. B. 2084, Yola Adamawa State**

**E-Mail:** adamawastateaudithqrts@gmail.com

July 19, 2024

The Rt. Honorable Speaker,  
State House of Assembly,  
Yola,  
Adamawa State.

Rt. Hon. Speaker,

**SUBMISSION OF REPORT OF AUDITOR GENERAL ON THE ACCOUNTS OF ADAMAWA STATE GOVERNMENT FOR THE YEAR ENDED 31<sup>ST</sup> DECEMBER 2023**

It is with great pleasure that I wish to inform the Rt. Honorable Speaker, that I have finalized the audit of the accounts of Adamawa State Government for the year ended 31<sup>st</sup> December 2023. The Audit was done in compliance with International Standards of Supreme Audit Institutions (ISSAIs) - "INTOSAI Auditing Standards" and in line with International Standards on Auditing (ISA). The Financial Statements were prepared by the Accountant General of the State in compliance with International Public Sector Accounting Standards (IPSAS) Cash Basis and in conformity with the standard template for General Purpose Financial Statements (GPFSS).

Rt. Honorable Speaker sir, I hereby submit to the Honorable House, the report of the Auditor General on the Accounts of Adamawa State Government for the year ended 31<sup>st</sup> December 2023 in compliance with the provisions of Section 125 (2) of the 1999 Constitution of the FRN (as amended) and Section 12 (a - e) of the Adamawa State, State and Local Governments Audit Law No. 16 of 2021.

Accept the assurances of my highest regards, please.

**Usman Ahmed** (FCNA, FCPA, FCCrFA, FCCFI, ACTI)  
FRC/2022/PRO/ANAN/004/450634  
Auditor General  
Adamawa State

 [www.audgen.ad.gov.ng](http://www.audgen.ad.gov.ng)

## Table of Contents

1	SUBMISSION OF ANNUAL REPORT	1
2	ACKNOWLEDGEMENT	8
3	STATEMENT OF ACCOUNTING POLICIES	10
4	STATEMENT OF RESPONSIBILITY	12
5	AUDIT APPROACH	14
6	AUDIT CERTIFICATE	16
7	EXECUTIVE SUMMARY	19
8	OVERVIEW OF 2022 APPROPRIATION AND ANALYSIS OF FINANCIAL STATEMENTS	23
8.1	PREAMBLE	24
8.2	FINANCIAL PERFORMANCE: REVENUE ANALYSIS	24
8.2.1	TOTAL REVENUE BUDGET PERFORMANCE	24
8.2.2	ACTUAL PERFORMANCE OF TOTAL REVENUE	26
8.2.3	BUDGET PERFORMANCE OF STATUTORY REVENUE SOURCES	28
8.2.4	ACTUAL PERFORMANCE OF STATUTORY REVENUE SOURCES	29
8.2.5	INDEPENDENT REVENUE BUDGET PERFORMANCE	31
8.2.6	ACTUAL PERFORMANCE OF INDEPENDENT REVENUE SOURCES	34
8.2.7	CAPITAL RECEIPTS BUDGET PERFORMANCE	38
8.2.8	ACTUAL PERFORMANCE OF CAPITAL RECEIPTS SOURCES	40
8.3	FINANCIAL PERFORMANCE: EXPENDITURE ANALYSIS	41
8.3.1	TOTAL EXPENDITURE BUDGET PERFORMANCE	41
8.3.2	BUDGET PERFORMANCE OF RECURRENT EXPENDITURE COMPONENTS	44
8.3.3	ACTUAL PERFORMANCE OF RECURRENT EXPENDITURE COMPONENTS	46
8.3.4	CAPITAL EXPENDITURE BUDGET PERFORMANCE	48
8.3.5	ACTUAL PERFORMANCE OF TOTAL CAPITAL EXPENDITURE	50
8.4	YEAR-ON-YEAR COMPARISON	52
8.4.1	YEAR-ON-YEAR TOTAL REVENUE PERFORMANCE	52
8.4.2	YEAR-ON-YEAR TOTAL EXPENDITURE PERFORMANCE	53
9	ANNUAL PARAGRAPHS	56
9.1	GOVERNMENT ACCOUNTS DEPARTMENT	57
9.1.1	MINISTRY OF ENVIRONMENT 2022	57
9.1.2	MINISTRY OF YOUTH AND SPORTS 2023	57



**Report of the Auditor General on the Accounts of Adamawa State Government for the year ended 31<sup>st</sup> December 2023**

9.1.3	<i>HIGH COURT OF JUSTICE 2023</i>	58
9.1.4	<i>AREA COURT DIVISIONS 2023</i>	59
9.1.5	<i>ADAMAWA STATE MINING COMPANY 2023</i>	59
9.1.6	<i>MINISTRY OF COMMERCE AND INDUSTRY 2023</i>	60
9.1.7	<i>ADAMAWA STATE MUSEUM AND MONUMENT 2023</i>	61
9.1.8	<i>MINISTRY OF WOMEN AFFAIRS AND SOCIAL DEVELOPMENT 2023</i>	62
9.1.9	<i>MINISTRY OF CULTURE AND TOURISM 2023</i>	62
9.1.10	<i>OFFICE OF THE HEAD OF CIVIL SERVICE (ADMINISTRATION DEPARTMENT) 2023</i>	63
9.1.11	<i>SUMMARY OF AUDIT ISSUES – GOVERNMENT ACCOUNTS DEPARTMENT</i>	64
9.2	<i>DEPARTMENT OF BOARDS, CORPORATIONS AND PARASTATALS</i>	65
9.2.1	<i>ADAMAWA STATE BROADCASTING CORPORATION, YOLA</i>	65
9.2.2	<i>CHRISTIAN PILGRIMS WELFARE BOARD</i>	66
9.2.3	<i>ADAMAWA STATE TRADITIONAL MEDICINE BOARD, YOLA</i>	67
9.2.4	<i>ADAMAWA STATE INDEPENDENT ELECTORAL COMMISSION, YOLA</i>	68
9.2.5	<i>ADAMAWA STATE WATER BOARD, YOLA</i>	68
9.2.6	<i>ADAMAWA STATE FISCAL RESPONSIBILITY COMMISSION, YOLA</i>	69
9.2.7	<i>ADAMAWA STATE AGENCY FOR MASS EDUCATION BOARD, YOLA</i>	69
9.2.8	<i>ADAMAWA STATE LIBRARY BOARD, YOLA</i>	70
9.2.9	<i>ADAMAWA STATE AGRICULTURAL DEVELOPMENT PROGRAMME, YOLA</i>	70
9.2.10	<i>ADAMAWA STATE ART COUNCIL, YOLA</i>	71
9.2.11	<i>ADAMAWA STATE COLLEGE OF EDUCATION, HONG</i>	71
9.2.12	<i>ADAMAWA PRESS LIMITED</i>	72
9.2.13	<i>ADAMAWA STATE LOCAL GOVERNMENT PENSION BOARD, YOLA</i>	73
9.2.14	<i>SUMMARY OF AUDIT ISSUES - DEPARTMENT OF BOARDS, CORPORATIONS AND PARASTATALS</i>	74
10	<i>PERFORMANCE AUDIT REPORTS</i>	76
10.1	<i>INTRODUCTION</i>	77
10.2	<i>DESIGN AND CONSTRUCTION OF GRADE INTERCHANGE AT POLICE ROUNDABOUT JIMETA</i>	78
10.3	<i>CONSTRUCTION OF JADA TOWNSHIP ROADS IN JADA LOCAL GOVERNMENT AREA OF ADAMAWA STATE, NIGERIA</i>	82
10.4	<i>CONSTRUCTION OF FEMALE SURGICAL WARD AT NUMAN GENERAL HOSPITAL, ADAMAWA STATE, NIGERIA</i>	86

*Report of the Auditor General on the Accounts of Adamawa State Government for the year ended 31<sup>st</sup> December 2023*

10.5	RENOVATION OF EXAMINATION HALL, BLOCK OF CLASSROOMS, AND OFFICES AT GSS GIREI, ADAMAWA STATE, NIGERIA	90
10.6	DESIGN AND CONSTRUCTION FLY-OVER/OVER-PASS AT MUBI ROUND-ABOUT AND RECONSTRUCTION OF ADJOINING STREET AT JIMETA	94
10.7	CONSTRUCTION ADAMAWA SUPERHIGHWAY FROM WELCOME TO YOLA (CITY GATE AXIS) THROUGH RUMDE-KILA-SETTLEMENT, UP TO ARMY BARRACKS ROAD (20.8KM)	98
10.8	CONSTRUCTION OF MUBI ROAD BYE-PASS	102
10.9	CONSTRUCTION AND RENOVATION OF GENERAL HOSPITAL MUBI	105
10.10	CONSTRUCTION OF COTTAGE HOSPITAL GOMBI	108
10.11	CONSTRUCTION OF COTTAGE HOSPITAL GIREI	111
10.12	CONSTRUCTION, REHABILITATION, AND RENOVATION OF JADA SECONDARY SCHOOLS	114
10.13	RENOVATION OF CLASSROOMS, HOSTEL, AND EXAMINATION HALL AT GOVERNMENT GIRLS SECONDARY SCHOOL, YOLA NORTH LOCAL GOVERNMENT	118
11	ANNEXURE: AUDITED FINANCIAL STATEMENTS FOR THE YEAR ENDED 31 <sup>ST</sup> DECEMBER 2023	122

## *List of Tables*

Table 1: Total Revenue Budget Performance.....	25
Table 2: Budget Performance of Statutory Revenue Sources .....	29
Table 4: Independent Revenue Budget Performance .....	33
Table 4: Budget Performance of Capital Receipts .....	39
Table 5: Total Expenditure Budget Performance .....	43
Table 6: Budget Performance of Recurrent Expenditure Components .....	45
Table 7: Budget Performance of Capital Expenditure.....	49
Table 10: Year-On-Year Revenue Performance .....	53
Table 11: Year-On-Year Expenditure Performance .....	55

## *List of Figures*

Figure 1: Total Revenue Budget Performance .....	26
Figure 2: Actual Performance of Total Revenue .....	27
Figure 3: Budget Performance of Statutory Revenue Sources .....	29
Figure 4: Actual Performance of Statutory Revenue Sources .....	30
Figure 5: Independent Revenue Budget Performance .....	34
Figure 6: Actual Performance of Independent Revenue Sources .....	37
Figure 7: Capital Receipts Budget Performance .....	39
Figure 8: Actual Performance of Capital Receipts Sources .....	41
Figure 9: Total Expenditure Budget Performance.....	43
Figure 10: Total Expenditure Performance .....	44
Figure 11: Total Expenditure Performance .....	46
Figure 12: Actual Performance of Recurrent Expenditure Components.....	47
Figure 13: Contributions of Capital Expenditure Components .....	51
Figure 14: Year-On-Year Revenue Performance .....	53
Figure 15: Year-On-Year Expenditure Performance.....	55

---

***ACKNOWLEDGEMENT***

---

## Acknowledgement

I am deeply thankful to the Almighty Allah, the Supreme, for granting me the opportunity, wisdom, good health, endurance, capacity, and guidance to complete the audit of the accounts for the Adamawa State Government for the year ending 31<sup>st</sup> December 2023, and to produce the Auditor General's Report in compliance with Section 125 (5) of the 1999 Constitution of the FRN (as amended) and Section 12 (a - e) of the Adamawa State, State and Local Governments Audit Law No. 16 of 2021.

My profound and unreserved gratitude goes to His Excellency, the Executive Governor, Rt. Hon. Ahmadu Umaru Fintiri, CON, the Fresh Air Governor, for entrusting me with the responsibility to serve as the Auditor General of Adamawa State. His commitment and support in the realization of this report reflect his strong adherence to Section 125 (5) of the 1999 Constitution of the FRN (as amended) and Section 12 (a - e) of the Adamawa State, State and Local Governments Audit Law No. 16 of 2021, which is worthy of commendation and acknowledgment. I remain eternally grateful to the government of Adamawa State while maintaining the authority and constitutional independence of the Auditor General.

Additionally, I extend my gratitude to the Deputy Governor, Her Excellency, Professor Kaletapwa Farauta; the Speaker of the Adamawa State House of Assembly, Rt. Hon. Bathiya Wesley; the Secretary to the State Government, Hon. Auwal D. Tukur; and the Accountant General of the State, Mr. Kefas James Tagwi, for their invaluable contributions during the audit process and the preparation and finalization of this report.

My sincere appreciation also goes to my dedicated staff for their perseverance, loyalty, solidarity, and teamwork in achieving this important mission within the targeted time. I am profoundly grateful to them all.

Finally, I acknowledge and recognize many others who have not been mentioned for their unwavering support.

OFFICE OF THE AUDITOR GENERAL  
YOLA  
ADAMAWA STATE



**Usman Ahmed** (FCNA, FCPA, FCCrFA, FCCFI, ACTI)  
FRC/2022/PRO/ANAN/004/450634  
AUDITOR GENERAL  
ADAMAWA STATE

---

***STATEMENT OF ACCOUNTING POLICIES***

---

## *Statement of Accounting Policies*

The following are the summaries of the significant accounting policies adopted by the Accountant General in the preparation of the accounts of Adamawa State Government for the year ended 31<sup>st</sup> December, 2023

**a. Statement of Compliance**

The financial statements have been prepared in accordance with Generally Accepted Accounting Principles (GAAP) and comply with Cash Basis International Public Sector Accounting Standards (IPSAS). The accounts are also in conformity with the standard template for General Purpose Financial Statements (GPFs). The accounting policies have been consistently applied.

**b. Basis of Preparation of Financial Statements**

The financial statements have been prepared on Cash Basis and of historical cost. No adjustment has been made to reflect the impact of any specific or general changes in price levels. The cash flow statement is prepared using the direct method.



---

***STATEMENT OF RESPONSIBILITY***

---

## *Responsibility for the Financial Statements*

The Accountant General Adamawa State accepts responsibility for the financial statements for the year ended 31<sup>st</sup> December, 2023, which have been prepared in accordance with the provisions of the Finance (Control and Management) Act 1958 now CAP F26 LFN 2004 and Adamawa State Accounting Law 2017. The Financial Statements comply with the provisions of International Public Sector Accounting Standards (IPSAS) Cash Basis, issued by the International Public Sector Accounting Standard Board (IPSASB) and in line with the National Chart of Accounts.

To fulfill accounting and reporting responsibilities, the Accountant General is responsible for establishing and maintaining a system of internal controls designed to provide a reasonable assurance that the transactions recorded are within statutory authority and properly record the use of all public financial resources by the government.

Efforts were made to ensure that these financial statements reflect the financial position of the Government as at 31<sup>st</sup> December, 2023 and its operations for the year ended on that date.

The efforts of all officers of the Treasury Headquarters, the Accounting Officers in the Sub-Treasuries, Ministries and Extra Ministerial Departments and Agencies are worthy of mention and recognition in the preparation of this report.

OFFICE OF THE ACCOUNTANT GENERAL,  
MINISTRY OF FINANCE  
YOLA,  
ADAMAWA STATE



**KEFAS JAMES TAGWI (ACA)**  
ACCOUNTANT GENERAL  
ADAMAWA STATE

---

***AUDIT APPROACH***

---

## *Audit Approach*

I have conducted the audit in accordance with Nigerian Standards on Auditing (NSAs), International Standards on Auditing (ISAs) as well as International Standards of Supreme Audit Institutions (ISSAIs). Those standards require that I comply with ethical requirements and plan and perform the audit to obtain reasonable assurance about whether the financial statements are free from material misstatements. The audit involves performing procedures to obtain audit evidence about the amounts and disclosures in the financial statements. The procedures selected were based on my judgment, including the assessment of the risks of material misstatement of financial statements, whether due to fraud or error.

The audit carried out also includes evaluating the appropriateness of accounting policies used and the reasonableness of accounting estimates made by Accountant General, as well as evaluating the overall presentation of the financial statements. However, because of the inherent limitations of an audit, together with the inherent limitations of internal control, there might have been unavoidable risk that some misstatements may not be detected, even though the audit is properly planned and performed in accordance with NSAs.

---

***AUDIT CERTIFICATE***

---

**SECRET**



ADAMAWA STATE GOVERNMENT OF NIGERIA  
**OFFICE OF THE STATE AUDITOR GENERAL**

**Sir Kashim Ibrahim Way, P. M. B. 2084, Yola Adamawa State**

**E-Mail:** adamawastateaudithqrts@gmail.com

**31<sup>st</sup> May, 2024**

## **Audit Certificate**

**REPORT OF THE AUDITOR GENERAL ON THE ACCOUNTS OF ADAMAWA STATE GOVERNMENT FOR THE YEAR ENDED 31ST DECEMBER 2023 TO THE HONOURABLE MEMBERS OF ADAMAWA STATE HOUSE OF ASSEMBLY**

The Financial Statements and Accounts of the Government of Adamawa State of Nigeria for the year ended December 31, 2023, have been audited in accordance with Section 125 Sub-Section 2 of the Constitution of the Federal Republic of Nigeria 1999 (as amended) and the Adamawa State, State and Local Governments Audit Law No. 16 of 2021 Section 25 Sub-Sec 1.

### **Responsibility of the Accountant General**

The Accountant General is responsible for the preparation and fair presentation of the financial statements in accordance with provisions of the Finance (Control and Management) Act 1958 now CAP F26 LFN 2004, International Public Sector Accounting Standards (IPSAS) Cash Basis, Adamawa State Accounting Law No. 6 of 2017 and the relevant laws. This responsibility includes maintaining internal control relevant to the preparation of financial statements that are free of material misstatements, whether due to fraud or error; selecting and applying appropriate accounting policies that are consistent with IPSAS – Cash Basis; and making accounting estimates that are reasonable in the circumstances.

### **Responsibility of Auditor General**

The Auditor General is responsible for undertaking regularity and performance audits in compliance with International Standards of Supreme Audit Institutions (ISSAIs) - **"INTOSAI Auditing Standards"** and the relevant laws stated in paragraph one (1) above on the accounts of Adamawa State Government. Having complied with ISSAIs, the relevant laws and applied the Generally Accepted Auditing Standards, the audit provides a reasonable basis for the opinion of the Auditor General on the consolidated financial statements of the State.

In my opinion, the Financial Statements which are in agreement with the books of accounts and records show a true and fair view of the Financial Position of the Government of Adamawa State for the year ended December 31<sup>st</sup>, 2023, and the transactions for the fiscal year ended on that date.

 [www.audgen.ad.gov.ng](http://www.audgen.ad.gov.ng)

*Report of the Auditor General on the Accounts of Adamawa State Government for the year ended 31<sup>st</sup> December 2023*

**Special Opinion:**

The State is eligible to receive performance-based grant financing from the Federal Government subject to performance against predefined criteria in the World Bank Assisted States Fiscal Transparency, Accountability and Sustainability Program for Results (**SFTAS PforR**). The expenditure framework {and receipts} are contained in the attached General Purpose Financial Statements of the Adamawa State Government.

In my opinion, the accounts present fairly, in all material respects, the expenditures incurred {and funds received} against the SFTAS program by the State for the year ended December 31, 2023, in accordance with IPSAS Cash Basis. The Financial Statements are hereby certified.



OFFICE OF THE AUDITOR GENERAL  
YOLA  
ADAMAWA STATE

**Usman Ahmed** (FCNA, FCPA, FCCrFA, FCCFI, ACTI)  
FRC/2022/PRO/ANAN/004/450634  
AUDITOR GENERAL  
ADAMAWA STATE  
31<sup>st</sup> May, 2024

---

***EXECUTIVE SUMMARY***

---



## *Executive Summary*

This report is prepared in compliance with the provisions of Section 125 (2) of the 1999 Constitution of the FRN (as amended) and section 12 (a – e) of the Adamawa State, State and Local Governments Audit Law No. 16 of 2021. The objectives of my audit are to obtain reasonable assurance about whether the financial statements as a whole are free from material misstatements, whether due to fraud or error, and to issue an auditor’s report that includes my opinion.

The report provides a comprehensive analysis of the state’s financial performance and key audit findings and recommendations. The report begins by detailing the statutory requirements for financial reporting and compliance, ensuring transparency and accountability in the state’s financial management. It reviews the overall revenue and expenditure performance, highlighting areas where budget projections were not met and emphasizing the need for more accurate forecasting and improved revenue collection strategies.

The report identifies several instances of non-compliance with financial regulations and improper documentation across various government entities, indicating a need for stronger financial controls and management practices. The report also includes performance audits of significant projects in the state, such as infrastructure development, healthcare facilities, and educational improvements. These audits assess the effectiveness of project execution, adherence to budgets, and the quality of outcomes.

In conclusion, the report underscores the state’s efforts to enhance public services and infrastructure while pointing out areas for improvement in financial management and accountability. The findings and recommendations provided aim to guide future fiscal policies and project implementations to ensure sustainable development and effective use of public resources. Those charged with governance in the various institutions are urged to pay attention to matters raised, so as to improve public sector transparency, accountability, good corporate governance and service delivery.

## **1. OVERVIEW OF 2023 APPROPRIATION AND ANALYSIS OF FINANCIAL STATEMENTS**

In 2023, Adamawa State's total actual revenue was ₦160.92 billion, representing 75.10% of the budgeted ₦214.28 billion. Statutory revenue achieved only 65.38% of its target, signaling a significant overestimation in budget projections. Independent revenue performed moderately at 74.28% of its target, indicating potential areas for improvement in revenue collection mechanisms. Capital receipts performed robustly, achieving 96.83% of the budget, showcasing effective mobilization of funds for capital projects. The overall revenue performance highlights the state's ability to generate substantial income but underscores the need for more accurate forecasting and enhanced revenue collection strategies.

Statutory revenue constituted 53.45% of total revenue, emphasizing the state's dependence on federal allocations and the necessity to diversify revenue sources. Independent revenue contributed 10.60%, showing the importance of improving internal revenue generation. Capital receipts formed 35.95% of the total, underscoring their critical role in funding development projects but also highlighting potential future liabilities. This distribution suggests a balanced reliance on various revenue streams but also a significant dependency on federal funds.

The total expenditure budget performance for Adamawa State in 2023 reveals substantial discrepancies between actual and budgeted expenditures. Recurrent expenditure reached ₦83.86 billion, achieving 79.86% of the budgeted ₦105.01 billion, indicating effective fiscal discipline in managing day-to-day expenses despite a 20.14% shortfall. However, capital expenditure was significantly underperformed, with only 46.51% of the budgeted ₦109.27 billion being spent, highlighting challenges in executing planned capital projects. Overall, the state's total expenditure amounted to ₦134.67 billion, achieving 62.85% of the budgeted ₦214.28 billion, reflecting cautious fiscal management and the need for improved budget execution.

The year-on-year comparison of Adamawa State's revenue performance shows significant improvements in 2023. Statutory revenue increased by 28%, independent revenue by 30%, and capital receipts by 98% compared to the previous year. These increases indicate enhanced efficiency in revenue collection, diversification efforts, and successful mobilization of capital funding. The positive revenue trends reflect effective financial

management practices and an expanded revenue base, which are crucial for the state's future economic development.

In 2023, Adamawa State's total expenditure showed substantial growth compared to 2022, with a 19% increase in recurrent expenditure and a 34% rise in capital expenditure. This reflects heightened operational and administrative costs alongside a strong commitment to infrastructure development. Overall, total expenditure increased by 24%, highlighting the state's enhanced financial commitments. The significant rise in both expenditure types underscores the need for effective cost management to ensure fiscal sustainability and prevent excessive debt.

## **2. ANNUAL PARAGRAPHS**

The annual paragraphs report reveals several key issues across various ministries, departments and agencies (MDAs) in Adamawa State, Nigeria, for the year ending 2023. Audit inspections highlighted multiple instances of non-compliance with financial regulations, improper documentation of expenditures, unretired payments, unsighted payment vouchers, payments without following procurement process, payments not receipted, and standing imprest above threshold among others across 23 MDAs amounting to ~~N~~477,258,388.76. This calls for a widespread need for improved financial management and accountability across these government entities.

## **3. PERFORMANCE AUDIT**

The performance audit report covers several projects in Adamawa State, assessing their objectives, execution, and outcomes. These audits encompass the design and construction of the grade interchange at Police Roundabout Jimeta, construction of flyover/overpass, highways and township roads, construction and renovation of hospitals, construction, Rehabilitation, and Renovation of Schools and other educational facilities. Each project forms a crucial part of the state's broader development initiatives aimed at enhancing transportation, healthcare, and education infrastructure to foster economic growth and improve the quality of life for its residents. The project designs and constructions quality were high, meeting necessary standards. The projects were completed within the stipulated time and budget, reflecting efficient management. The reports highlighted the successes and areas needing improvement, thereby offering valuable insights for future project planning and execution.

---

*OVERVIEW OF 2023 APPROPRIATION AND ANALYSIS OF  
FINANCIAL STATEMENTS*

---

## **8.1 PREAMBLE**

The Consolidated Financial Statements for the year ended, 31<sup>st</sup> December 2023 prepared by the Accountant General of Adamawa State “the State” present the financial events of the State for the year. This section reviews the financial events of the State Government in its attempt to ensure prudent Public Financial Management.

Section 25 (1 – 3) of the Adamawa State, State and Local Government Audit Law No. 16 of 2021 requires that, the Accountant General, shall within the period of six months after the end of each financial year, present to the Auditor General, accounts showing the financial position of the State as at the last day of the preceding year. Such Accounts shall include but not limited to Consolidate Statement of Financial Performance, Consolidated Statement of Financial Position, Consolidated Statements of Cash Flow and Notes to the Financial Statements (see annexure). These accounts are to be audited and certified by the State Auditor General in compliance with Section 125 (2) of the 1999 Constitution of the FRN (as amended) and section 12 (a – e) of the Adamawa State, State and Local Governments Audit Law No. 16 of 2021.

## **8.2 FINANCIAL PERFORMANCE: REVENUE ANALYSIS**

### **8.2.1 TOTAL REVENUE BUDGET PERFORMANCE**

The analysis of the total revenue performance for Adamawa State in 2023 reveals significant insights into the fiscal health and revenue generation efficiency of the state. The actual revenue received amounted to ₦160.92 billion against a final budget of ₦214.28 billion, resulting in a budget performance of 75.10%. This indicates that while the state was able to mobilize substantial revenue, it fell short by approximately 24.90% from the budgeted expectations.

*Report of the Auditor General on the Accounts of Adamawa State Government for the year ended 31<sup>st</sup> December 2023*

**Statutory Revenue:** The statutory revenue component, which comprises allocations from the federal government, underperformed significantly, achieving only 65.38% of the budgeted ₦131.58 billion. This shortfall highlights a potential overestimation in budget projections.

**Independent Revenue:** Independent revenue sources, which are crucial for reducing dependency on federal allocations, performed moderately well with 74.28% of the budgeted ₦22.98 billion being realized. This reflects a reasonable effort in internally generated revenue, though the shortfall of 25.72% indicates potential areas for enhancing revenue collection mechanisms, including broadening the tax base and improving compliance rates.

**Capital Receipts:** The performance of capital receipts was robust, with 96.83% of the budgeted ₦59.73 billion being realized. This near-budget performance signifies effective mobilization of funds for capital projects, which are critical for long-term economic development and infrastructure enhancement. The high realization rate suggests a strong capacity to attract and manage capital inflows, although it also emphasizes the need for sustained efforts to maintain this momentum.

The overall revenue performance at 75.10% suggests that while there is significant room for improvement, the state has managed to secure a substantial portion of the projected income, which is crucial for funding its budgeted expenditures and developmental projects.

**Table 1: Total Revenue Budget Performance**

Revenue Description	Actual 2023	Final Budget 2023	Budget Performance
	₦	₦	%
Statutory Revenue	86,020,124,484.61	131,577,843,718.31	65.38%
Independent Revenue	17,066,189,975.84	22,975,298,977.99	74.28%
Capital Receipts	57,836,388,645.25	59,727,826,071.33	96.83%
<b>Total Revenue</b>	<b>160,922,703,105.71</b>	<b>214,280,968,767.63</b>	<b>75.10%</b>

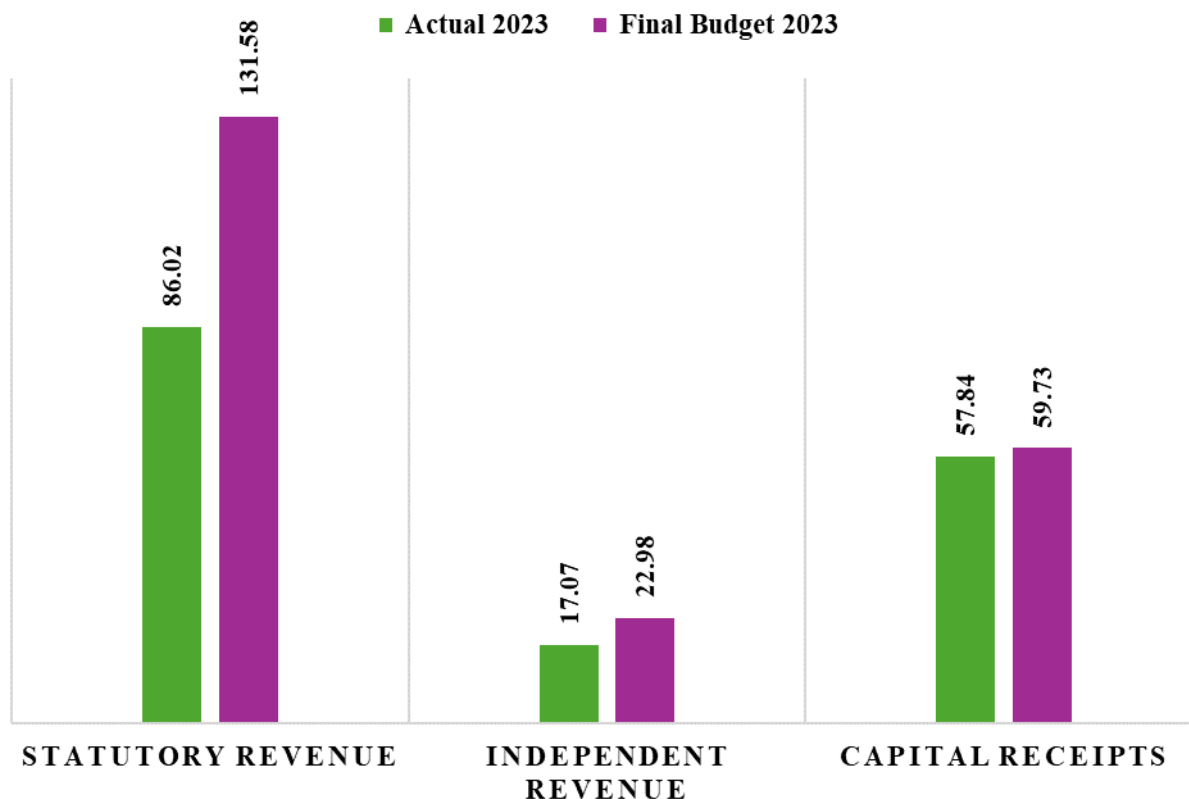


Figure 1: Total Revenue Budget Performance

### 8.2.2 ACTUAL PERFORMANCE OF TOTAL REVENUE

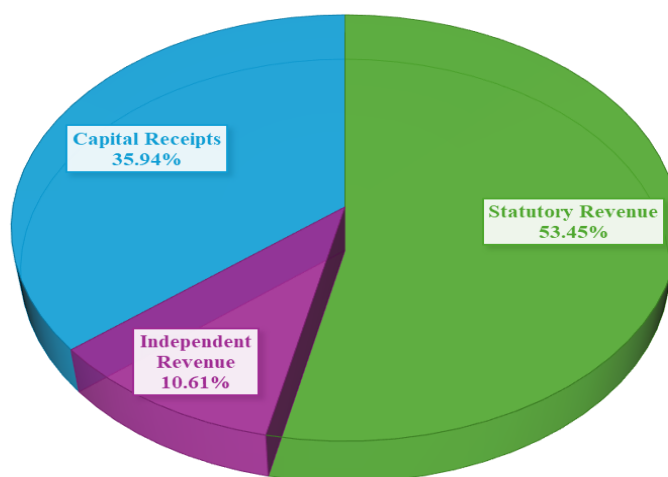
The analysis of Adamawa State’s actual revenue performance for 2023 highlights the contributions of statutory revenue, independent revenue, and capital receipts and . By examining their actual contributions and proportions of the total revenue, we gain insights into the state’s financial dependencies and areas for potential growth:

**Statutory Revenue:** The statutory revenue of ₦86,020,124,484.61 constitutes the majority share of 53.45% of the total revenue. This significant proportion highlights the state’s dependency on statutory allocations from the federal government. The reliance on statutory revenue underscores the vulnerability of the state’s financial health to federal allocations and suggests the need for strategic improvements in securing and diversifying revenue sources. Reliance on such funds can be precarious if federal disbursements are delayed or

reduced. Efforts to stabilize and potentially increase this revenue stream should focus on ensuring efficient and timely collections from the federal pool.

**Independent Revenue:** The actual independent revenue collected is ₦17,066,189,975.84, accounting for 10.60% of the total revenue. While this is a smaller portion compared to statutory revenue, it is crucial for the state’s financial independence. Independent revenue sources often include taxes, fees, and earnings from state-owned enterprises. The relatively modest share indicates room for growth in these areas. Enhancing tax administration, broadening the tax base, and improving compliance can significantly increase this revenue stream, providing more financial autonomy to the state.

**Capital Receipts:** Capital receipts amounted to ₦57,836,388,645.25, representing 35.95% of the total revenue. This substantial share reflects the importance of capital receipts in financing the state’s development projects and infrastructure. High capital receipts indicate effective mobilization of funds for long-term investments. However, it also implies potential future liabilities, as capital receipts often include loans and grants. Proper management and utilization of these funds are critical to ensure they translate into tangible development outcomes without imposing unsustainable future financial burdens.



**Figure 2: Actual Performance of Total Revenue**



### **8.2.3 BUDGET PERFORMANCE OF STATUTORY REVENUE SOURCES**

The budget performance analysis for statutory revenue sources in 2023 as shown in Table 2 reveals significant discrepancies between the actual and budgeted figures:

**State Government Share of Statutory Revenues:** The actual revenue from this source was ₦31.03 billion against a budgeted amount of ₦74.57 billion, resulting in a budget performance of 41.61%. This significant shortfall of 58.39% suggests an overestimation in budget projections. It highlights the need for more accurate forecasting during budget estimations.

**State Government Share of VAT:** VAT revenue met the budget exactly, achieving 100.00% of the budgeted ₦35.08 billion. This precise match reflects robust and reliable revenue estimation and collection mechanisms for VAT, indicating an area of strength in the state's fiscal management.

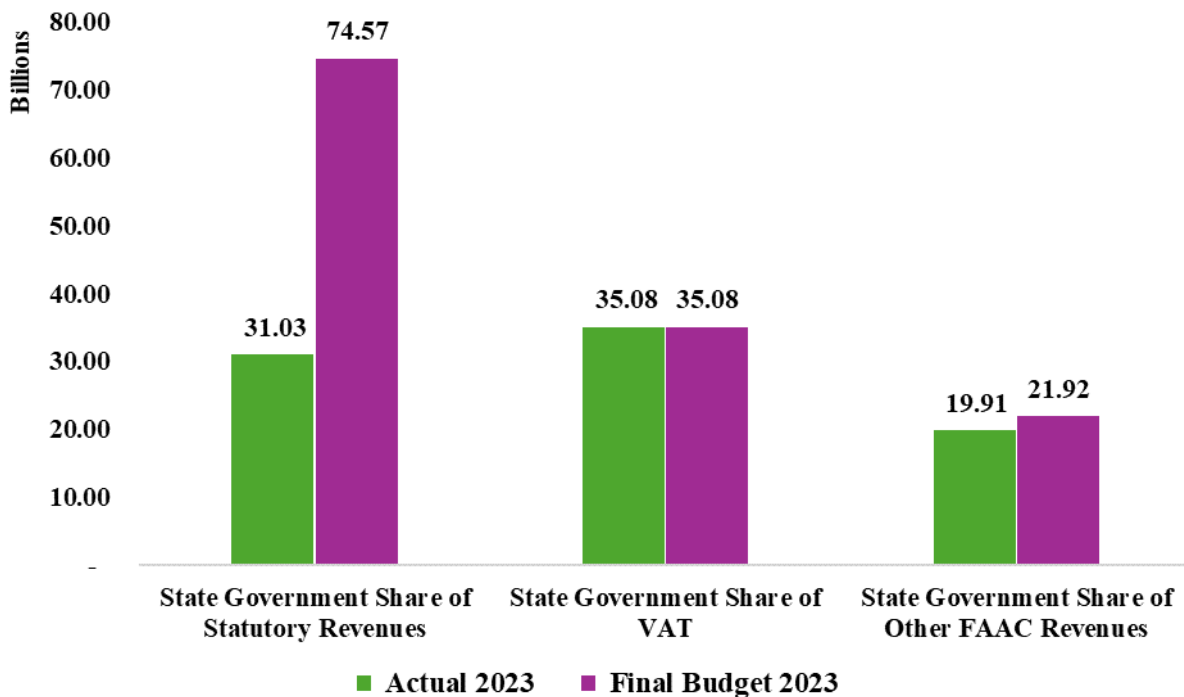
**State Government Share of Other FAAC Revenues:** The performance of other FAAC revenues was relatively high, achieving 90.80% of the budgeted ₦21.92 billion. This indicates a near-realization of the budget target and suggests effective coordination and receipt of federal transfers. However, the 9.20% shortfall underscores the potential for further enhancements in the estimation methodologies.

The overall statutory revenue performance at 65.38% against the budget highlights the necessity for Adamawa State to adopt more conservative and realistic revenue forecasting methods and to strengthen its mechanisms for ensuring the timely receipt of federal allocations.

*Report of the Auditor General on the Accounts of Adamawa State Government for the year ended 31<sup>st</sup> December 2023*

**Table 2: Budget Performance of Statutory Revenue Sources**

Revenue Description	Actual 2023	Final Budget 2023	Budget Performance
	₦	₦	%
State Government Share of Statutory Revenues	31,031,254,691.44	74,573,184,874.30	41.61%
State Government Share of VAT	35,082,211,604.63	35,082,211,604.64	100.00%
State Government Share of Other FAAC Revenues	19,906,658,188.54	21,922,447,239.37	90.80%
<b>Total Statutory Revenue</b>	<b>86,020,124,484.61</b>	<b>131,577,843,718.31</b>	<b>65.38%</b>



**Figure 3: Budget Performance of Statutory Revenue Sources**

**8.2.4 ACTUAL PERFORMANCE OF STATUTORY REVENUE SOURCES**

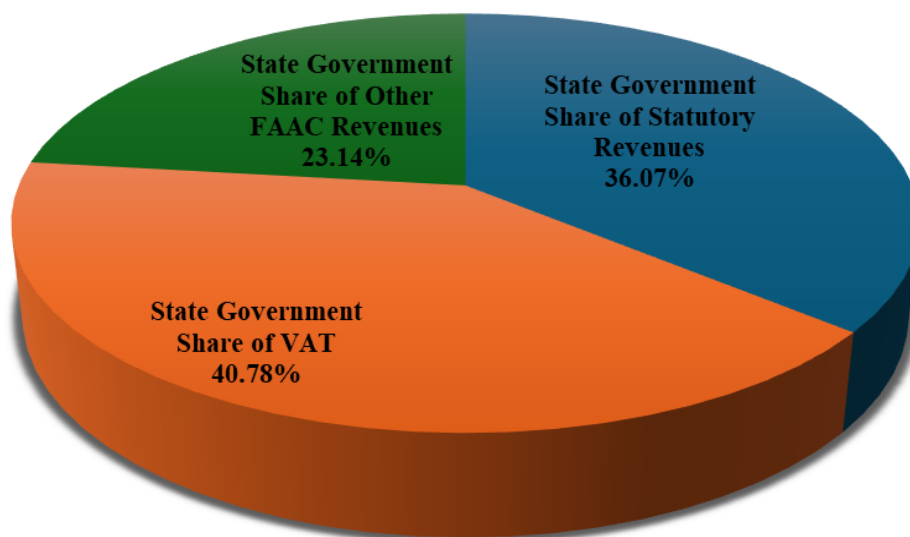
The total statutory revenue collected was ₦86.02 billion, distributed among three major components:

**State Government Share of Statutory Revenues:** This component contributed ₦31.03 billion, representing 36.07% of the total statutory revenue. This significant portion indicates that federal allocations are a critical revenue stream for the state.

**State Government Share of VAT:** VAT allocations were the largest component, amounting to ₦35.08 billion or 40.78% of the total statutory revenue. This substantial contribution highlights the importance of VAT as a stable and predictable revenue source, reflecting effective federal collection and distribution mechanisms.

**State Government Share of Other FAAC Revenues:** Other revenues from the Federation Account Allocation Committee (FAAC) contributed ₦19.91 billion, accounting for 23.14% of the total statutory revenue. This component includes various federal transfers, indicating the state’s reliance on a diversified portfolio of federal revenues.

The overall structure of statutory revenue suggests a balanced reliance on various federal sources, but it also highlights the need for Adamawa State to enhance its financial independence by boosting its internally generated revenue streams to mitigate the risks associated with fluctuations in federal allocations.



**Figure 4: Actual Performance of Statutory Revenue Sources**

### **8.2.5 INDEPENDENT REVENUE BUDGET PERFORMANCE**

The independent revenue budget performance for Adamawa State in 2023 shows varied results across different revenue streams:

**Personal Taxes:** Personal taxes, which include income and other individual taxes, performed relatively well, achieving 93.71% of the budgeted ₦9.86 billion. This high performance indicates strong compliance and effective tax collection processes, although the 6.29% shortfall suggests room for minor improvements in expanding the tax base or enhancing collection efficiency.

**Other Taxes:** This category achieved 80.90% of the budgeted ₦4.86 billion, reflecting a decent performance but also highlighting a significant shortfall of 19.10%. The variance suggests potential gaps in the tax collection infrastructure or challenges in enforcing compliance across different taxpayer categories.

**Licenses - General:** The revenue from general licenses realized only 54.37% of the budgeted ₦180.59 million, indicating substantial underperformance. This shortfall suggests inefficiencies in the issuance and collection of licenses, which could be addressed through policy reforms, better administration, and enhanced enforcement mechanisms.

**Mining Rents:** This revenue source achieved 100.00% of the budgeted ₦2.10 million, indicating full realization of the expected income. However, the low budget amount reflects limited mining activities or revenue potential in this sector, suggesting an area that might benefit from strategic development to boost future revenue.

**Fees - General:** General fees, which include various service charges, realized 47.67% of the budgeted ₦5.05 billion. The significant shortfall of 52.33% suggests inefficiencies in fee collection processes, underutilization of fee-generating services or unrealistic budget estimations. Addressing these gaps could involve reviewing fee structures, enhancing

service delivery, realistic budget forecast and ensuring more effective collection mechanisms.

**Fines - General:** Revenue from fines realized only 47.02% of the budgeted ₦50.25 million, reflecting a considerable shortfall. This underperformance indicates potential issues with enforcement or collection of fines, suggesting the need for improved legal and administrative frameworks to enhance compliance and collection rates.

**Sales - General:** Revenue from general sales achieved 47.70% of the budgeted ₦317.56 million, indicating a significant underperformance. This shortfall could also be attributed unrealistic budget assumptions.

**Earnings - General:** This category realized 47.53% of the budgeted ₦2.01 billion, reflecting a similar trend of underperformance. The shortfall suggests the need for improved management of revenue-generating activities and a review of earnings potential across different sectors.

**Rent on Government Buildings - General:** This revenue source achieved 80.28% of the budgeted ₦230.50 million, indicating a relatively strong performance but still reflecting a shortfall of 19.72%. This suggests potential inefficiencies in managing government properties or collecting rental income, highlighting an area for administrative improvement.

**Rent on Land & Others - General:** Revenue from land and other rents realized 60.49% of the budgeted ₦72.79 million, indicating significant underperformance. This shortfall suggests potential issues with property management or rent collection processes, indicating a need for reforms in land and property administration to enhance revenue collection.

**Repayments - General:** This category achieved only 13.68% of the budgeted ₦234.02 million, reflecting a significant underperformance. The shortfall suggests challenges in

*Report of the Auditor General on the Accounts of Adamawa State Government for the year ended 31<sup>st</sup> December 2023*

managing repayments or enforcing debt collection, highlighting an area for improved financial management and enforcement mechanisms.

**Investment Income:** Investment income realized virtually nothing, with only ₦4,560 of the budgeted ₦110.20 million, indicating a critical shortfall and pointing to potential issues in investment strategies or opportunities. This suggests the need for a comprehensive review of investment policies and practices to enhance income generation from investments.

**Interest Earned and Re-Imbursement General:** Both categories recorded zero realizations against budgeted amounts, indicating a complete shortfall. This reflects potential issues in managing financial assets or enforcing reimbursement agreements, highlighting areas for financial policy review and better management of financial assets.

Overall, the total independent revenue performance at 74.28% of the budget suggests that while there are areas of strength, significant gaps exist that require targeted interventions to enhance revenue collection and improve budget realization.

**Table 3: Independent Revenue Budget Performance**

Description	Actual 2023	Final Budget 2023	Budget Performance
	₦	₦	%
<b>Personal Taxes</b>	9,236,788,191.98	9,856,931,345.08	93.71%
<b>Other Taxes</b>	3,932,865,193.77	4,861,153,196.44	80.90%
<b>Licenses - General</b>	98,177,224.34	180,587,484.34	54.37%
<b>Mining Rents</b>	2,100,000.00	2,100,000.00	100.00%
<b>Fees - General</b>	2,404,864,718.59	5,045,166,264.69	47.67%
<b>Fines - General</b>	23,630,475.02	50,250,975.02	47.02%
<b>Sales - General</b>	151,464,367.00	317,564,327.71	47.70%
<b>Earnings -General</b>	955,198,051.86	2,009,723,576.81	47.53%
<b>Rent on Government Buildings - General</b>	185,039,045.50	230,503,045.50	80.28%
<b>Rent on Land &amp; Others - General</b>	44,033,991.78	72,794,606.40	60.49%
<b>Repayments - General</b>	32,024,156.00	234,024,156.00	13.68%
<b>Investment Income</b>	4,560.00	110,200,000.00	0.00%
<b>Interest Earned</b>	-	2,300,000.00	0.00%
<b>Re-Imbursement General</b>	-	2,000,000.00	0.00%
<b>Total Independent Revenue</b>	<b>17,066,189,975.84</b>	<b>22,975,298,977.99</b>	<b>74.28%</b>

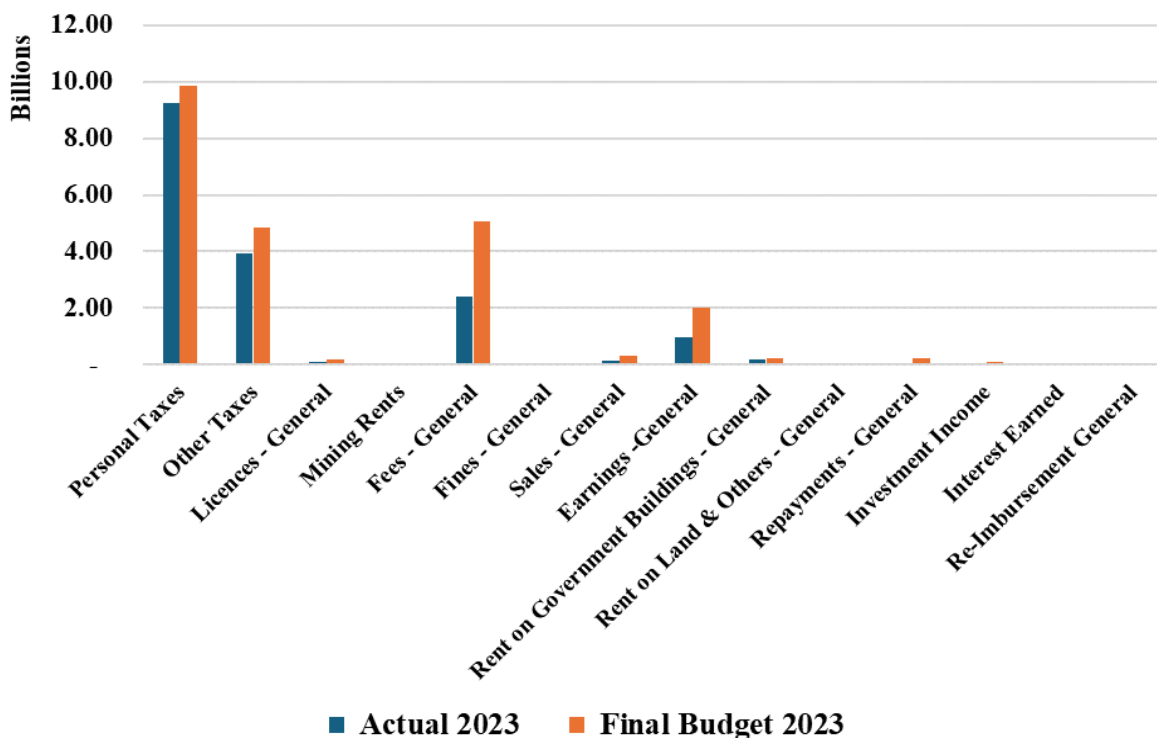


Figure 5: Independent Revenue Budget Performance

### 8.2.6 ACTUAL PERFORMANCE OF INDEPENDENT REVENUE SOURCES

The actual performance of independent revenue sources in 2023 provides insights into the composition and effectiveness of internally generated revenues sources:

**Personal Taxes:** Personal taxes contributed ₦9.24 billion, accounting for 54.12% of the total independent revenue of ₦17.08 billion. This substantial contribution underscores the importance of individual tax compliance and collection efficiency as key components of the state’s revenue strategy. The high proportion indicates a well-established tax system, although there is potential for further expansion of the tax base.

**Other Taxes:** Other taxes contributed ₦3.94 billion, representing 23.04% of the total independent revenue. This significant share highlights the role of diverse tax categories in the state’s revenue structure, suggesting a relatively broad-based tax system. However, the

variance between budgeted and actual figures indicates areas where enforcement and compliance could be strengthened.

**Licenses - General:** Revenue from licenses amounted to ₦98.17 million, or 0.57% of the total independent revenue. This minimal contribution suggests limited utilization or enforcement of licensing fees, indicating potential for revenue enhancement through better policy and administration of licensing processes.

**Mining Rents:** Mining rents, at ₦2.10 million, contributed 0.01% of the total independent revenue. This negligible contribution reflects limited mining activities or revenue potential, suggesting an area that could benefit from strategic development to boost future revenue.

**Fees - General:** Fees contributed ₦2.41 billion, accounting for 14.09% of the total independent revenue. This significant share highlights the importance of service charges in the state's revenue structure, although the underperformance against budgeted targets suggests potential for improvement in fee collection and service delivery optimization.

**Fines - General:** Fines contributed ₦23.64 million, or 0.14% of the total independent revenue. This minimal contribution indicates limited enforcement or collection of fines, suggesting areas for improving legal and administrative frameworks to enhance compliance and collection rates.

**Sales - General:** Revenue from sales contributed ₦151.52 million, representing 0.89% of the total independent revenue. The modest contribution suggests underutilization of sales opportunities or challenges in maximizing revenue from sales activities, highlighting an area for better market strategies and sales optimization.

**Earnings - General:** Earnings contributed ₦956.08 million, or 5.60% of the total independent revenue. This notable share highlights the role of various revenue-generating



activities, although the underperformance against budgeted targets suggests potential for better management and optimization of earnings across different sectors.

**Rent on Government Buildings - General:** Rent from government buildings contributed ₦184.98 million, accounting for 1.08% of the total independent revenue. This contribution reflects the potential for government properties to generate significant revenue, although the variance from budgeted amounts suggests opportunities for improving property management and rental income collection.

**Rent on Land & Others - General:** Revenue from land and other rents amounted to ₦44.02 million, or 0.26% of the total independent revenue. This minimal contribution indicates potential issues with property management or rent collection processes, suggesting areas for administrative improvement to enhance revenue collection from land and property assets.

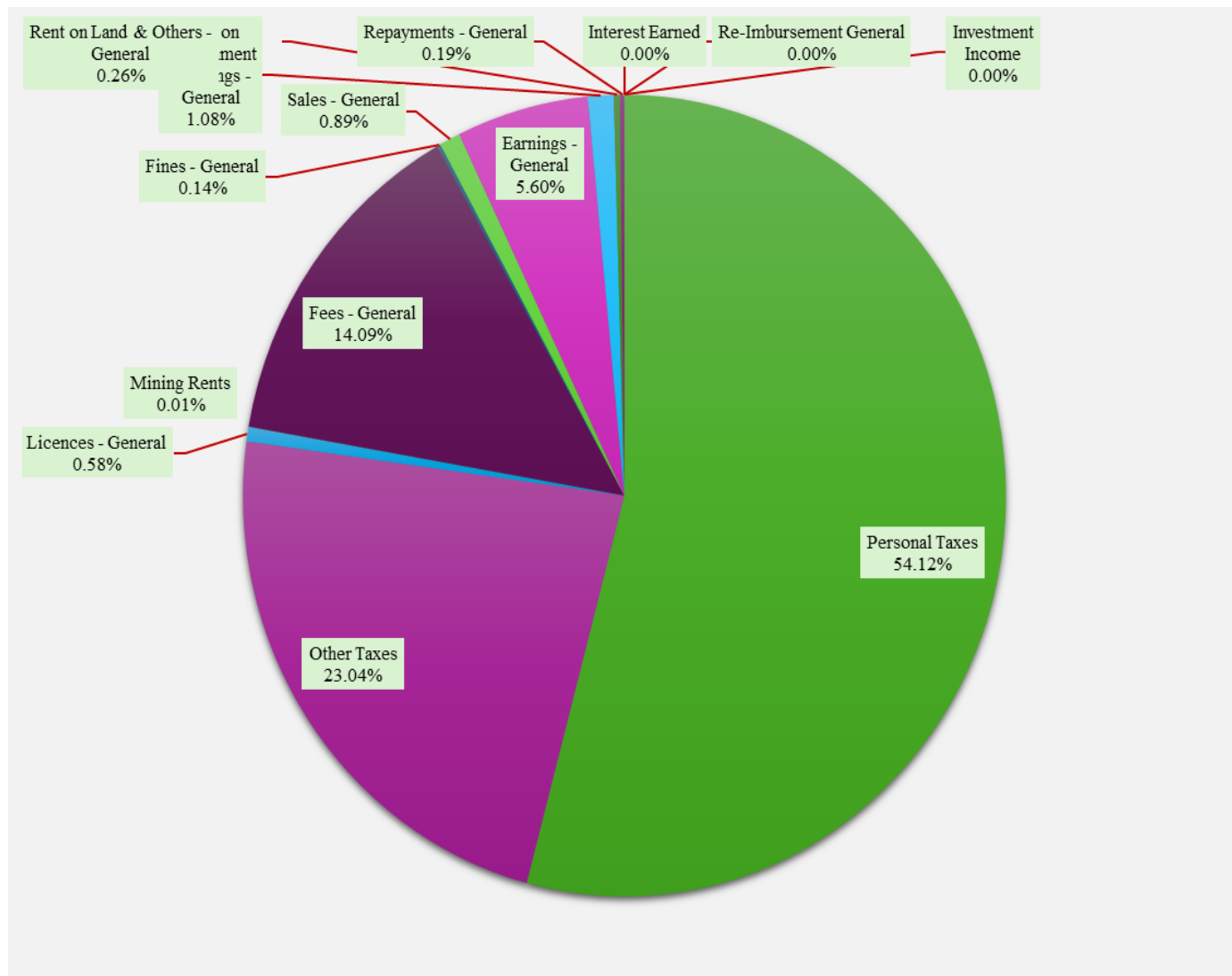
**Repayments - General:** This category contributed ₦32.00 million, representing 0.19% of the total independent revenue. The minimal contribution reflects challenges in managing repayments or enforcing debt collection, highlighting areas for improved financial management and enforcement mechanisms.

**Investment Income:** Investment income recorded virtually no contribution, reflecting significant shortfalls and pointing to potential issues in investment strategies or opportunities. This suggests a need for comprehensive review of investment policies and practices to enhance income generation from investments.

**Interest Earned and Re-Imbursement General:** Both categories recorded no contributions, indicating significant gaps in financial management and enforcement of reimbursement agreements. This highlights areas for review and improvement in managing financial assets and enforcing financial agreements to enhance revenue collection.

*Report of the Auditor General on the Accounts of Adamawa State Government for the year ended 31<sup>st</sup> December 2023*

Overall, the actual performance of independent revenue sources indicates a relatively diverse revenue structure with significant reliance on personal taxes and fees. However, the gaps in other revenue categories suggest opportunities for improving revenue collection mechanisms, expanding the tax base, and enhancing financial management practices to boost overall revenue performance of the State.



**Figure 6: Actual Performance of Independent Revenue Sources**

### **8.2.7 CAPITAL RECEIPTS BUDGET PERFORMANCE**

The budget performance analysis for capital receipts in 2023 reveals mixed results across different funding sources:

**Aids and Grants:** Aids and grants significantly surpassed the budget, achieving 142.54% of the budgeted ₦23.03 billion. The actual receipts amounted to ₦32.81 billion, reflecting effective mobilization of external funds. This overperformance indicates the state's ability to attract and manage grants and aid, suggesting strong relationships with donors and effective project proposals that align with donor priorities. The surplus in aids and grants highlights the importance of external funding in supporting the state's capital projects and underscores the need for sustained efforts to maintain and expand this funding stream.

**Domestic/Internal Borrowing Receipts:** Domestic borrowing receipts, which include loans from internal sources, achieved 81.75% of the budgeted ₦36.70 billion, with actual receipts amounting to ₦30.00 billion. This shortfall suggests either limited borrowing capacity or challenges in securing planned loans. The underperformance could indicate cautious borrowing practices to avoid excessive debt or difficulties in accessing credit markets. This highlights the need for improved strategies in securing and managing domestic borrowing to ensure adequate funding for capital projects without overburdening the state's debt profile.

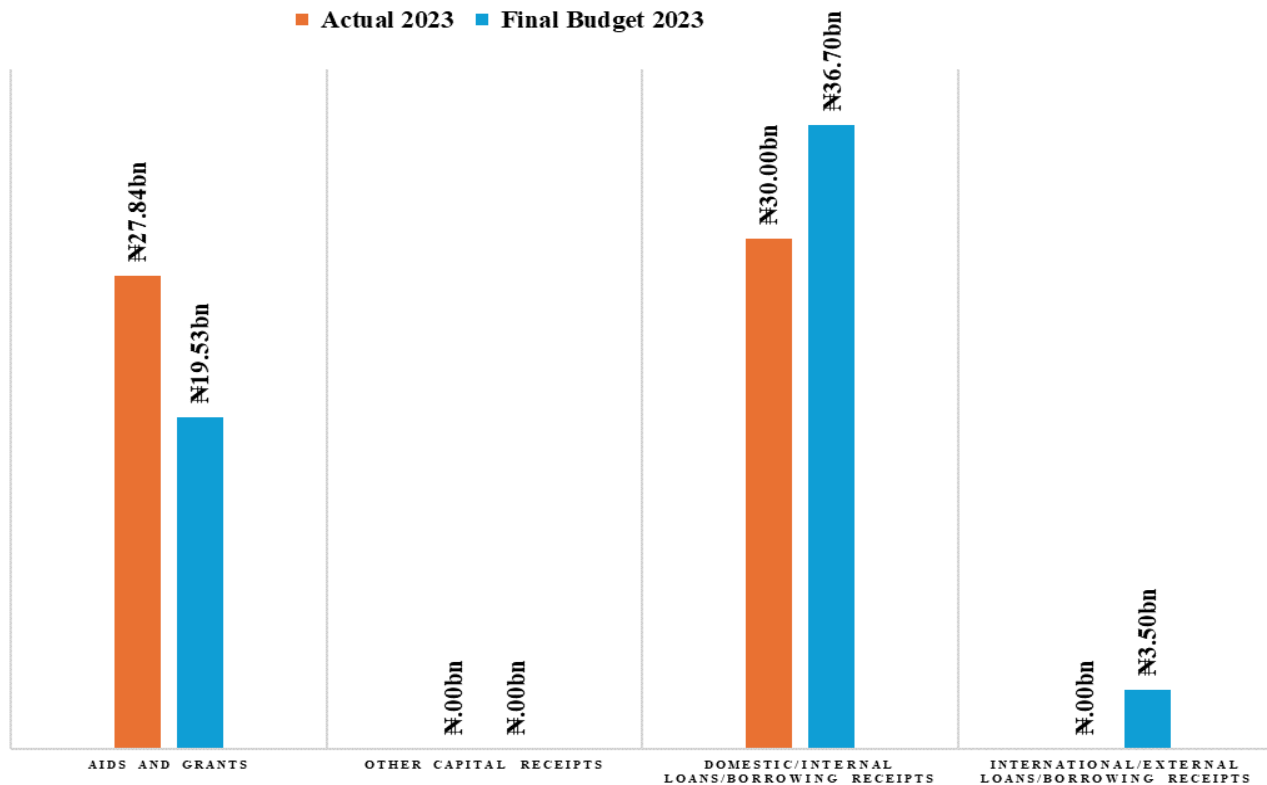
**International Loans:** No contributions were recorded from international loans against a budgeted amount, indicating a complete shortfall in this category. This suggests potential constraints in accessing international funding or perhaps a strategic choice to avoid external debt. The absence of international loans highlights the need for a comprehensive review of the state's approach to international borrowing and exploring opportunities to secure favorable terms for international financing to support large-scale capital projects.

**Report of the Auditor General on the Accounts of Adamawa State Government for the year ended 31<sup>st</sup> December 2023**

The overall capital receipt performance at 96.83% of the budget reflects a strong ability to mobilize significant financial resources for capital projects, indicating effective financial management and the capacity to attract and utilize external funds. However, the reliance on aids and grants, coupled with the underperformance in domestic and international borrowing, suggests the need for a balanced approach to capital financing that leverages diverse funding sources while maintaining fiscal sustainability.

**Table 4: Budget Performance of Capital Receipts**

Description	Actual 2023	Final Budget 2023	Budget Performance
	₦	₦	%
Aids and Grants	27,836,388,645.25	19,529,071,071.33	142.54%
Other Capital Receipts	-	-	0.00%
Domestic/Internal Loans/Borrowing Receipts	30,000,000,000.00	36,699,280,000.00	81.75%
International/External Loans/Borrowing Receipts	-	3,499,475,000.00	0.00%
<b>Total Capital Receipts</b>	<b>57,836,388,645.25</b>	<b>59,727,826,071.33</b>	<b>96.83%</b>



**Figure 7: Capital Receipts Budget Performance**

## **8.2.8 ACTUAL PERFORMANCE OF CAPITAL RECEIPTS SOURCES**

The actual performance of capital receipts in 2023 highlights the composition and effectiveness of different funding sources:

**Domestic/Internal Loans:** Domestic loans contributed ₦30.00 billion, accounting for 51.87% of the total capital receipts of ₦57.81 billion. This significant contribution reflects the importance of domestic borrowing in financing capital projects, suggesting a reliance on internal credit markets to meet funding needs. The substantial share indicates the state's ability to secure and manage domestic loans, although the reliance on domestic borrowing also underscores the need for careful debt management to avoid potential fiscal risks.

**Aids and Grants:** Aids and grants contributed ₦27.81 billion, representing 48.13% of the total capital receipts. The significant contribution from aids and grants highlights the state's success in attracting external funds, indicating strong relationships with donors and effective project proposals. The substantial share underscores the importance of external funding in supporting the state's capital projects, although the reliance on grants also suggests the need for sustainable strategies to ensure continued access to donor funding.

**Other Capital Receipts:** No contributions were recorded from other capital receipts, indicating a complete shortfall in this category. This suggests potential underutilization of alternative funding sources or challenges in accessing other capital inflows. The absence of other capital receipts highlights the need for a comprehensive review of the state's capital financing strategies and exploring opportunities to diversify funding sources to enhance financial resilience.

**International Loans:** No contributions were recorded from international loans, indicating a complete shortfall in this category. The absence of international loans suggests potential constraints in accessing international funding or a strategic choice to avoid external debt.

Overall, the actual performance of capital receipts highlights the importance of domestic loans and aids and grants in financing capital projects, while also underscoring the need for a diversified approach to capital financing that leverages a broad range of funding sources to ensure sustainable financial management and support for long-term development goals.

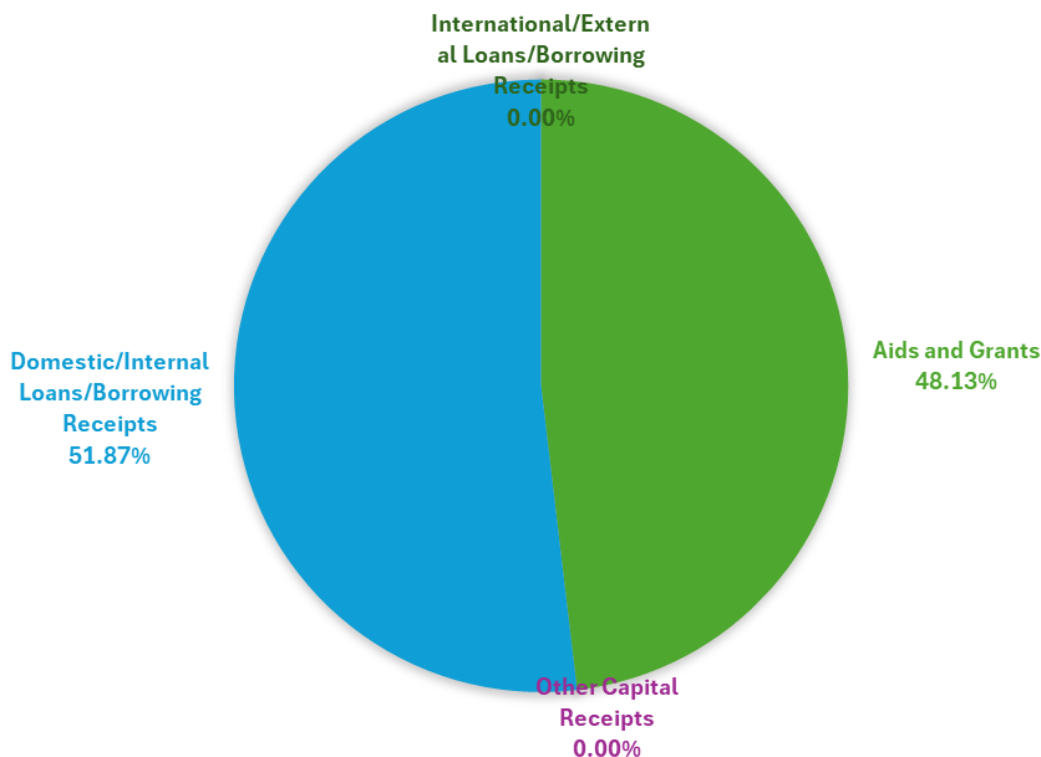


Figure 8: Actual Performance of Capital Receipts Sources

### 8.3 FINANCIAL PERFORMANCE: EXPENDITURE ANALYSIS

#### 8.3.1 TOTAL EXPENDITURE BUDGET PERFORMANCE

The total expenditure budget performance comprising of recurrent and capital expenditure analysis for 2023 reveals significant discrepancies between actual and budgeted expenditures:

**Recurrent Expenditure:** The total recurrent expenditure for 2023 was ₦83.86 billion, achieving 79.86% of the budgeted ₦105.01 billion. This suggests reasonably well-managed budget execution for recurrent costs, reflecting effective fiscal discipline in managing day-

to-day expenses despite a 20.14% shortfall. The variance indicates potential areas for improved efficiency in expenditure management, particularly in controlling costs and optimizing resource allocation to align with budgetary targets.

**Capital Expenditure:** Capital expenditure was significantly underperformed, achieving only 46.51% of the budgeted ₦109.27 billion, with actual spending amounting to ₦50.82 billion. This substantial shortfall indicates challenges in executing planned capital projects, possibly due to delays, inefficiencies, or prioritization issues. The underperformance in capital expenditure suggests the need for enhanced project management, improved planning and budgeting processes, and effective monitoring and evaluation mechanisms to ensure timely and efficient implementation of capital projects.

**Total Expenditure:** The total expenditure for 2023 was ₦134.67 billion, achieving 62.85% of the budgeted ₦214.28 billion. This reflects a broad-based underperformance in both recurrent and capital spending, indicating cautious fiscal management, possibly due to revenue constraints or prioritization of critical expenditures over ambitious budgetary plans. The overall expenditure shortfall suggests the need for improved expenditure management practices, including better alignment of spending with revenue performance, realistic budget forecast and more effective budget execution to ensure the achievement of development objectives.

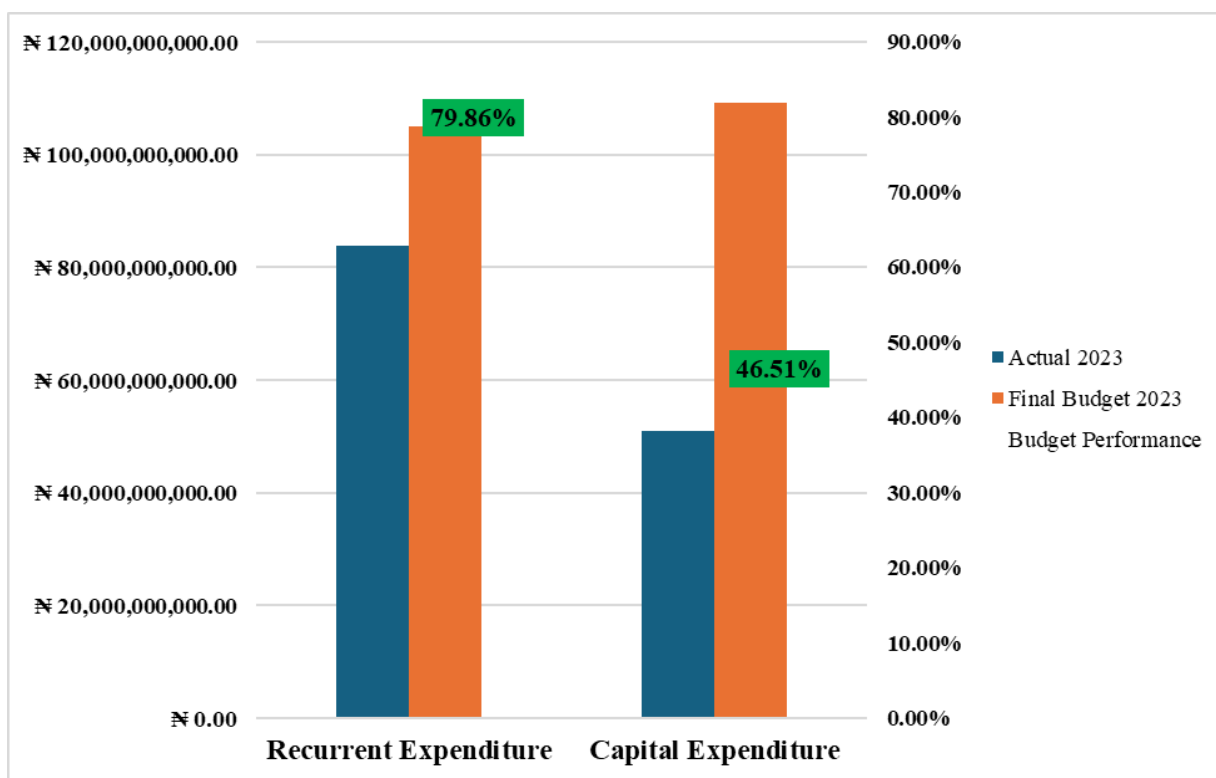
Meanwhile, figure 10 reveals that, of the ₦134.67 billion total expenditure, recurrent expenditure took the substantial share (approximately 62% of total expenditure). This suggests that a large portion of resources is dedicated to sustaining existing services and operations without major disruptions. On the other hand, amount spent on infrastructure development of the state constituted 38%. The significant allocation to recurrent expenditure underscores the importance of maintaining essential services, while capital expenditure highlights the commitment to investing in future growth and development.

*Report of the Auditor General on the Accounts of Adamawa State Government for the year ended 31<sup>st</sup> December 2023*

The analysis highlights the importance of balancing recurrent and capital spending to ensure sustainable fiscal management and support for long-term economic growth and development. The significant underperformance in capital expenditure, in particular, underscores the need for strategic improvements in project execution and budget management to enhance the state’s capacity to deliver on its development goals.

**Table 5: Total Expenditure Budget Performance**

Description	Actual 2023	Final Budget 2023	Budget Performance
<b>Expenditure</b>	<b>₦</b>	<b>₦</b>	<b>%</b>
Recurrent Expenditure	83,857,591,928.89	105,011,432,437.00	79.86%
Capital Expenditure	50,821,726,986.74	109,269,536,330.63	46.51%
<b>Total Expenditure</b>	<b>134,679,318,915.63</b>	<b>214,280,968,767.63</b>	<b>62.85%</b>



**Figure 9: Total Expenditure Budget Performance**



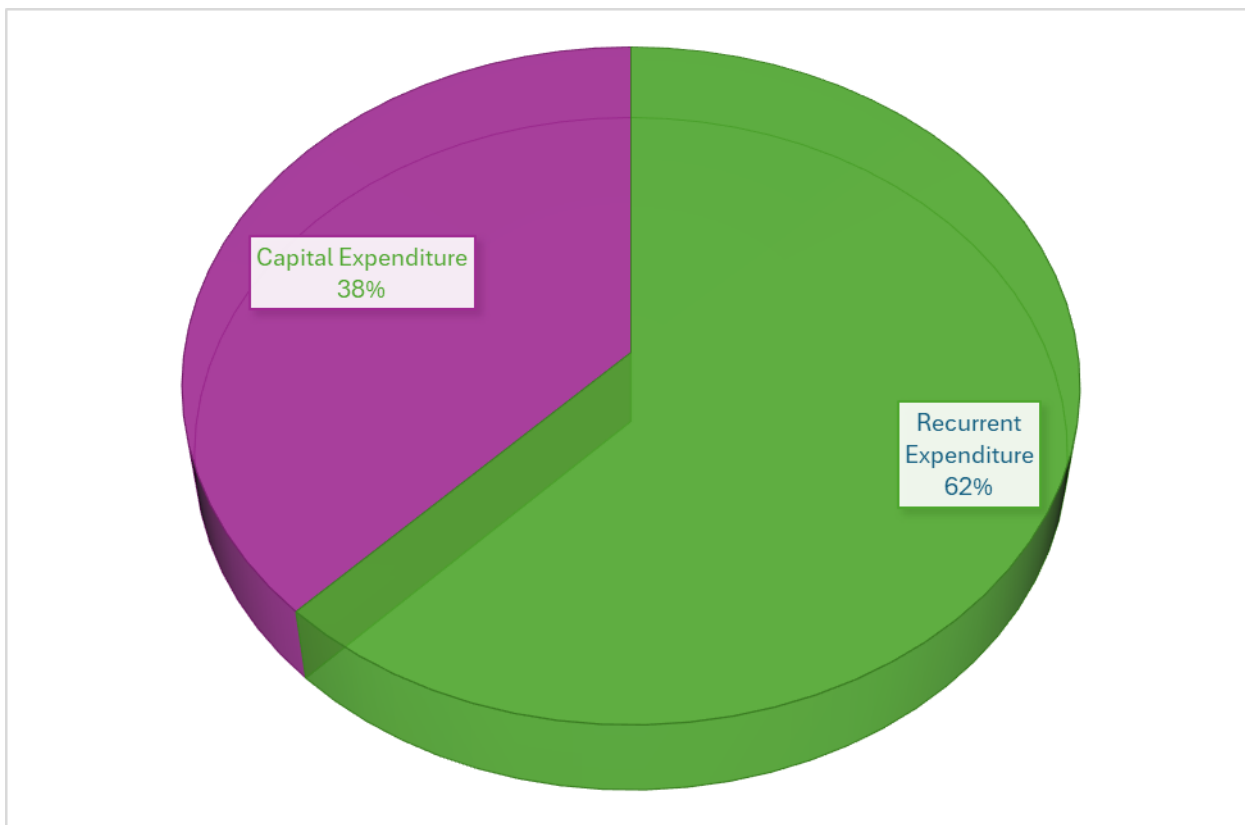


Figure 10: Total Expenditure Performance

### 8.3.2 BUDGET PERFORMANCE OF RECURRENT EXPENDITURE COMPONENTS

The budget performance of Adamawa State’s recurrent expenditure components for 2023 offers insights into the state’s fiscal management and resource allocation. By analyzing personnel costs, overhead and other recurrent costs, and public debt charges, the respective budget performance and implications for the state’s financial stability and operational efficiency is highlighted.

**Personnel Cost:** The personnel cost for Adamawa State in 2023 amounted to ₦40,842,888,449.72, achieving 83.26% of the final budgeted amount of ₦49,053,706,140. This high budget performance indicates efficient utilization of resources in managing the state’s workforce expenses. The expenditure is within acceptable limits, reflecting a balanced approach to managing personnel-related costs without excessive overspending. However, it suggests there might be room for optimization, especially in enhancing

*Report of the Auditor General on the Accounts of Adamawa State Government for the year ended 31<sup>st</sup> December 2023*

employee productivity and managing personnel numbers to align with budgetary constraints.

**Overhead and Other Recurrent Costs:** The overhead and other recurrent costs totaled ₦25,646,169,214.99, representing 69.15% of the budgeted ₦37,090,144,197. The lower budget utilization indicates a more conservative approach towards non-personnel recurrent expenditures, possibly due to stringent cost-control measures or underspending in certain operational areas. While it reflects fiscal discipline, it also raises concerns about potential underfunding in critical operational aspects, which could impact the efficiency of government services.

**Public Debt Charges:** Public debt charges amounted to ₦17,368,534,264.18, achieving 92.05% of the budgeted ₦18,867,582,100. This high percentage of budget utilization underscores the significant financial commitment towards servicing existing debt. The close alignment with the budgeted amount highlights effective financial planning and the prioritization of debt obligations to maintain the state’s creditworthiness and financial stability.

Overall, the budget performance of recurrent expenditure components reflects a disciplined approach to fiscal management, with a focus on controlling costs while fulfilling essential expenditure obligations. However, the relatively high percentage of budget used for personnel costs and debt servicing suggests a need for strategic reallocation of resources towards more productive areas.

**Table 6: Budget Performance of Recurrent Expenditure Components**

Description	Actual 2023	Final Budget 2023	Budget Performance
	₦	₦	%
Personnel Cost	40,842,888,449.72	49,053,706,140.00	83.26%
Overhead and Other Recurrent Cost	25,646,169,214.99	37,090,144,197.00	69.15%
Public Debt Charges	17,368,534,264.18	18,867,582,100.00	92.05%
<b>Total Recurrent Expenditure</b>	<b>83,857,591,928.89</b>	<b>105,011,432,437.00</b>	<b>79.86%</b>

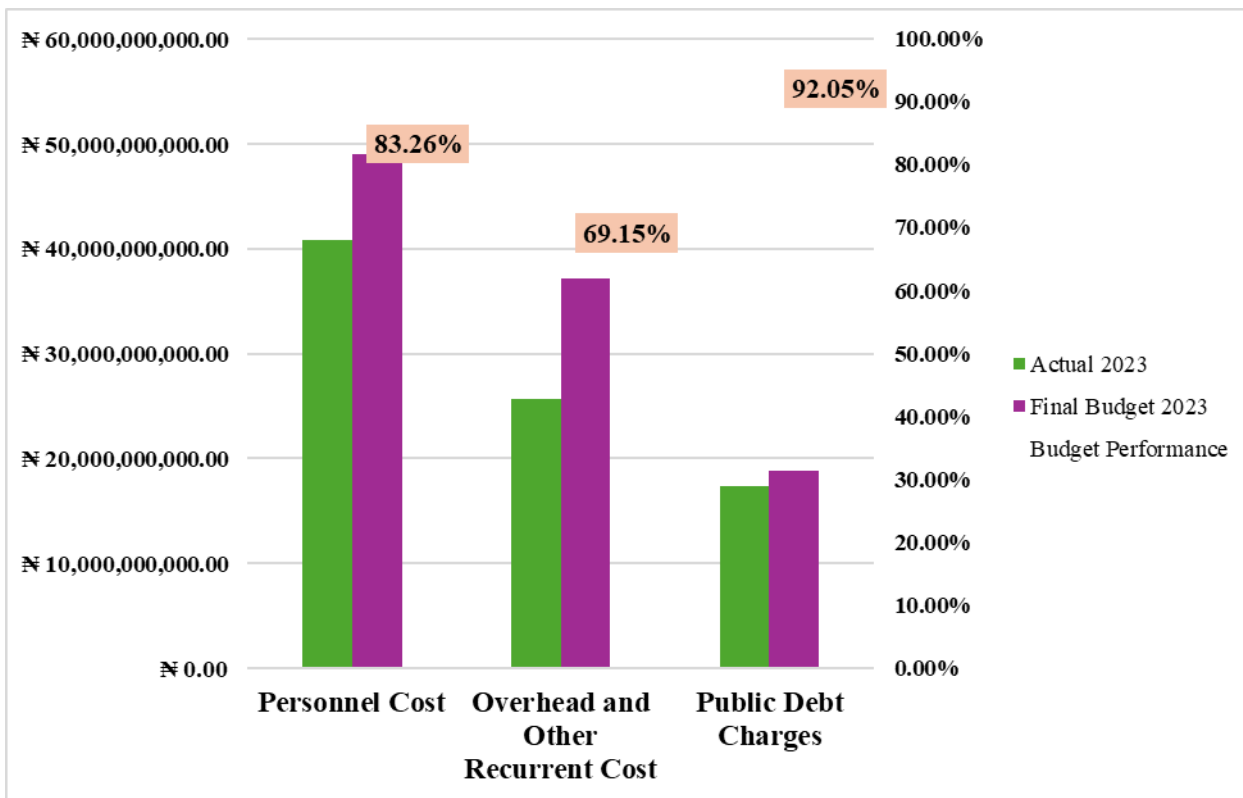


Figure 11: Total Expenditure Performance

### 8.3.3 ACTUAL PERFORMANCE OF RECURRENT EXPENDITURE COMPONENTS

The total recurrent expenditure for 2023 is ₦83,857,591,928.89. The distribution of this expenditure shows a considerable allocation to personnel costs (48.71%), followed by overhead and other recurrent costs (30.58%), and public debt charges (20.71%):

**Personnel Cost:** The actual expenditure on personnel cost for 2023 is ₦40,842,888,449.72, which constitutes 48.71% of the total recurrent expenditure. This almost half portion highlights the significant weight of personnel costs in the state’s recurrent budget. High personnel costs are typical in government budgets due to salaries, wages, and other employee benefits. However, it is crucial to ensure that this expenditure translates into efficient public service delivery. The state should regularly review its payroll system to eliminate ghost workers and ensure that the personnel cost remains sustainable.

**Overhead and Other Recurrent Cost:** The actual expenditure on overhead and other recurrent costs is ₦25,646,169,214.99, representing 30.58% of the total recurrent expenditure. This category includes operational costs such as travels and transport, utilities, office supplies, and maintenance expenses. Effective management of these overhead costs is essential for maintaining operational efficiency. There should be efforts to streamline these costs through cost-saving measures such as energy efficiency programs, bulk purchasing agreements, and the digitization of administrative processes.

**Public Debt Charges:** The actual expenditure on public debt charges amounts to ₦17,368,534,264.18, which is 20.71% of the total recurrent expenditure. This significant proportion indicates the financial burden of servicing the state’s debt. High debt servicing costs can limit the state’s fiscal space for other developmental expenditures. It is important for the state to manage its debt portfolio prudently, possibly by renegotiating terms to reduce interest rates or extending maturity periods. Additionally, any new borrowing should be carefully evaluated to ensure that it is sustainable and contributes to long-term economic growth.

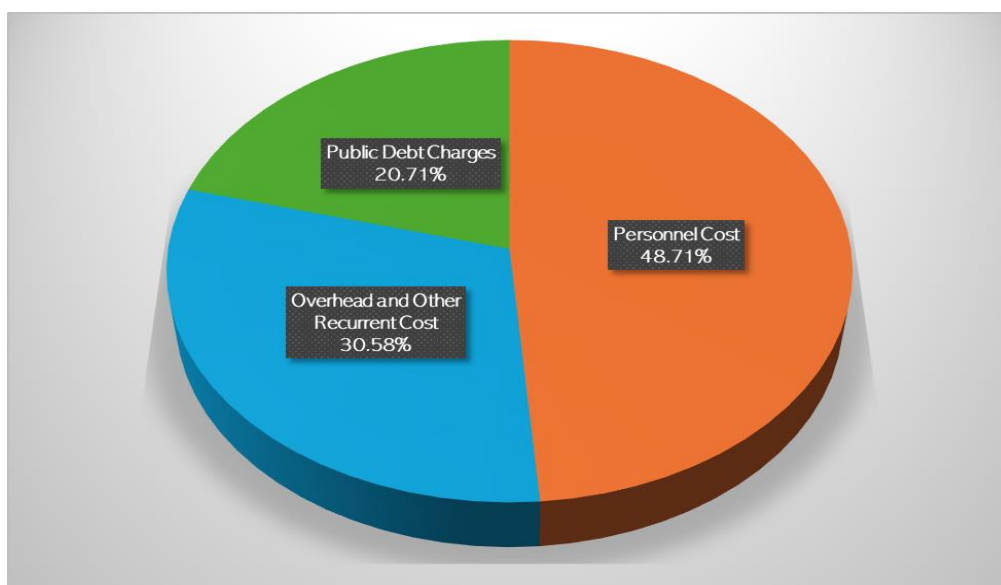


Figure 12: Actual Performance of Recurrent Expenditure Components

#### **8.3.4 CAPITAL EXPENDITURE BUDGET PERFORMANCE**

The capital expenditure budget performance for Adamawa State in 2023 provides a detailed view of how different sectors utilized their allocated funds for infrastructure and development projects. By examining the administrative, economic, law and justice, regional development, and social service sectors, we can identify areas of significant underperformance and potential issues in project execution and fund management. The following sections analyze the capital expenditure performance of each sector, highlighting the disparities between budgeted and actual expenditures and discussing the implications for the state's development objectives:

**Administrative Sector:** The capital expenditure for the administrative sector in 2023 was ₦2,469,468,525, achieving only 24.10% of the budgeted ₦10,248,633,234. This significant underperformance indicates potential challenges in project initiation, planning, or execution within the administrative sector. The low capital spending could result in delayed projects and hinder the sector's ability to improve administrative infrastructure and services.

**Economic Sector:** Capital expenditure in the economic sector was ₦38,172,767,231.10, achieving 55.76% of the budgeted ₦68,459,444,228.91. This moderate performance reflects some progress in economic infrastructure projects, but there is considerable room for improvement. Effective project management and timely disbursement of funds are crucial to enhance the sector's contribution to the state's economic growth and development.

**Law and Justice:** The expenditure for the law and justice sector was an exceptionally low ₦100,000, achieving a mere 0.02% of the budgeted ₦624,037,860. This almost negligible spending highlights significant bottlenecks in initiating and completing projects in the law and justice sector. It suggests potential issues in project prioritization or fund allocation,

*Report of the Auditor General on the Accounts of Adamawa State Government for the year ended 31<sup>st</sup> December 2023*

which could impact the sector’s ability to deliver justice and maintain law and order effectively.

**Regional Development:** The capital expenditure for regional development was ₦32,476,864, achieving 6.41% of the budgeted ₦506,883,392. This underperformance reflects challenges in executing regional development projects, possibly due to limited funding or inefficiencies in project implementation.

**Social Service Sector:** The social service sector’s capital expenditure was ₦10,146,914,366.64, achieving 34.48% of the budgeted ₦29,430,537,615.72. This underperformance indicates that a substantial portion of the allocated budget for critical social services, such as education and healthcare, remained unspent. Improving fund utilization in this sector is essential to enhance social services and address the needs of the state’s population.

In summary, the capital expenditure budget performance across various sectors reveals significant underutilization of allocated funds, indicating challenges in project execution and fund management. Strategic improvements in project planning, execution, and monitoring are necessary to ensure that capital investments effectively contribute to the state’s development objectives.

**Table 7: Budget Performance of Capital Expenditure**

Description	Actual 2023	Final Budget 2023	Budget Performance
	₦	₦	%
Administrative Sector	2,469,468,525.00	10,248,633,234.00	24.10%
Economic Sector	38,172,767,231.10	68,459,444,228.91	55.76%
Law and Justice	100,000.00	624,037,860.00	0.02%
Regional Development	32,476,864.00	506,883,392.00	6.41%
Social Service Sector	10,146,914,366.64	29,430,537,615.72	34.48%
<b>Total Capital Expenditure</b>	<b>50,821,726,986.74</b>	<b>109,269,536,330.63</b>	<b>46.51%</b>

### **8.3.5 ACTUAL PERFORMANCE OF TOTAL CAPITAL EXPENDITURE**

The examination of the actual performance of total capital expenditure for Adamawa State in 2023 reveals how effectively each sector has invested in infrastructure and development projects. By focusing on the administrative, economic, law and justice, regional development, and social service sectors, this analysis highlights the contributions of each sector to the overall capital expenditure:

**Administrative Sector:** The administrative sector's actual expenditure of ₦2,469,468,525 constitutes approximately 4.86% of the total capital expenditure of ₦50,821,726,986.74. This small contribution indicates limited investment in administrative infrastructure. Given the central role of administration in effective governance, the low spending could impede the ability to improve administrative efficiency and support other sectors.

**Economic Sector:** The economic sector's capital expenditure of ₦38,172,767,231.10 accounts for 75.11% of the total capital expenditure. This substantial share underscores the sector's pivotal role in driving economic growth and development. The high proportion of expenditure suggests a focus on critical economic infrastructure, such as transportation, energy, and industry. However, the sector's underperformance against the budget indicates that there may be delays or inefficiencies in project implementation, which could hamper overall economic development.

**Law and Justice:** With an actual expenditure of just ₦100,000, the law and justice sector contributed a negligible 0.0002% to the total capital expenditure. This minuscule contribution highlights severe underinvestment in legal infrastructure, which could weaken the state's capacity to maintain law and order and provide justice. The lack of funding and investment could lead to delays in legal processes and an overburdened judicial system.

**Regional Development:** The regional development sector’s expenditure of ₦32,476,864 represents only 0.06% of the total capital expenditure. This minimal contribution reflects insufficient investment in regional development projects, which is critical for achieving balanced growth across different regions of the state. The low expenditure could result in disparities in development and hinder the overall socio-economic development of the state.

**Social Service Sector:** The social service sector’s expenditure of ₦10,146,914,366.64 makes up approximately 19.96% of the total capital expenditure. This significant share highlights the sector’s importance in improving public services such as healthcare, education, and social welfare. However, the sector’s underperformance against the budget suggests potential inefficiencies in fund allocation and project implementation. Enhancing the utilization of allocated funds in this sector is essential for addressing the population’s needs and improving the overall quality of life.

The actual performance analysis reveals significant disparities in capital expenditure across various sectors, with the economic and social service sectors receiving the most attention. However, there is need for more attention to the other sectors to ensure a balanced development across the state.

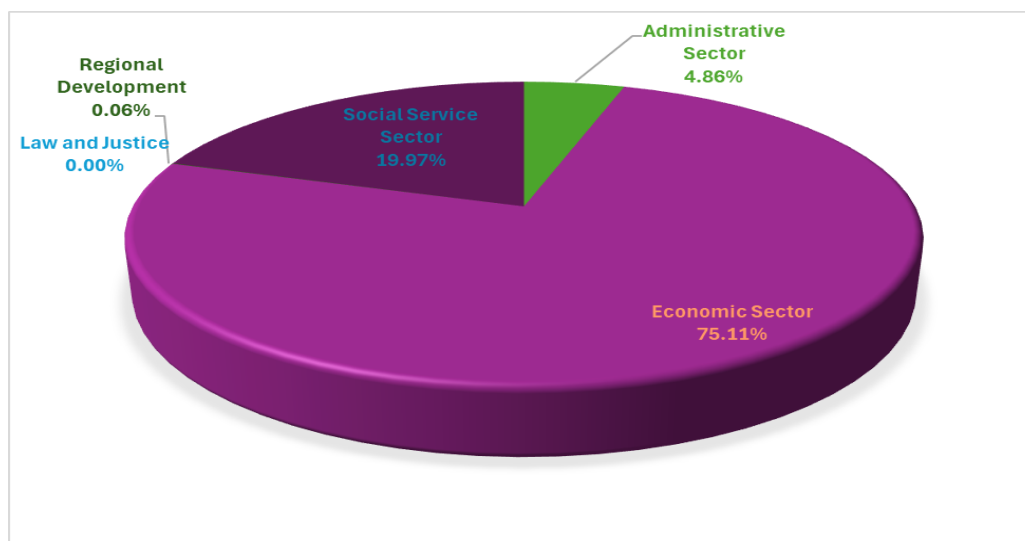


Figure 13: Contributions of Capital Expenditure Components



## **8.4 YEAR-ON-YEAR COMPARISON**

### **8.4.1 YEAR-ON-YEAR TOTAL REVENUE PERFORMANCE**

The year-on-year analysis of Adamawa State's total revenue performance for 2023 provides a comprehensive overview of the rate of growth in statutory revenue, independent revenue, and capital receipts compared to the previous year. This section highlights significant increases in revenue across all categories, indicating enhanced efficiency in revenue collection and diversification efforts. This underscores the state's progress in financial management and its implications for future economic development.

**Statutory Revenue:** In 2023, statutory revenue for Adamawa State increased by 28%, from ₦67,284,139,642.11 in 2022 to ₦86,020,124,484.61. This growth reflects improved performance in the collection of statutory allocations from the federal government. The increase suggests enhanced efficiency in revenue collection mechanisms and a favorable economic environment supporting higher revenue generation.

**Independent Revenue:** Independent revenue increased by 30% year-on-year, from ₦13,175,774,969.53 in 2022 to ₦17,066,189,975.84 in 2023. This growth indicates significant efforts to diversify the state's revenue sources and improve internal revenue generation mechanisms. The increase is a positive indicator of the state's financial autonomy and its ability to generate revenue independently of federal allocations.

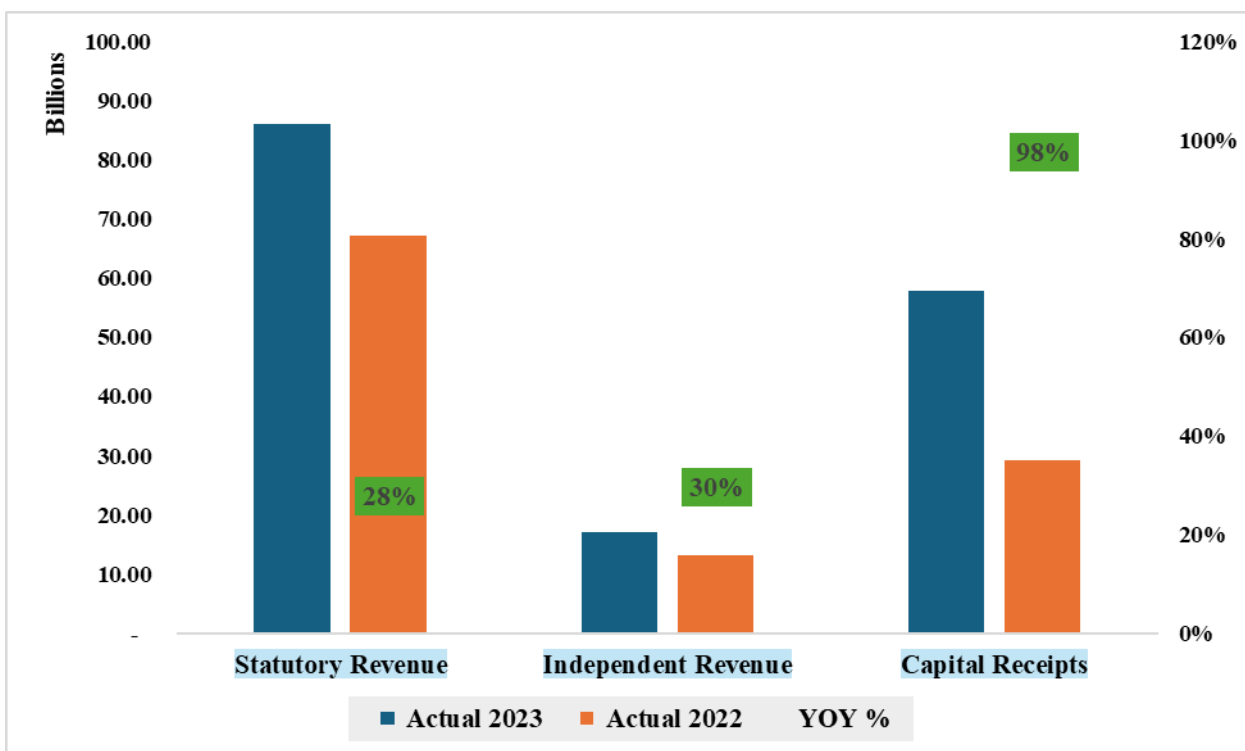
**Capital Receipts:** Capital receipts saw a substantial 98% increase, from ₦29,263,035,073.01 in 2022 to ₦57,836,388,645.25 in 2023. This extraordinary rise highlights successful efforts to secure more capital funding through loans, grants, and other capital receipts. The increase in capital receipts is a positive development, suggesting an enhanced capacity to finance capital projects and support infrastructural development in the state.

*Report of the Auditor General on the Accounts of Adamawa State Government for the year ended 31<sup>st</sup> December 2023*

Overall, the year-on-year revenue performance for Adamawa State demonstrates a significant improvement in revenue generation across statutory, independent, and capital sources. This positive trend reflects effective financial management practices and efforts to broaden the state’s revenue base.

**Table 8: Year-On-Year Revenue Performance**

Description	Actual 2023	Actual 2022	YOY %
	₦	₦	
<b>Statutory Revenue</b>	86,020,124,484.61	67,284,139,642.11	28%
<b>Independent Revenue</b>	17,066,189,975.84	13,175,774,969.53	30%
<b>Capital Receipts</b>	57,836,388,645.25	29,263,035,073.01	98%
<b>Total Current Year Receipts</b>	<b>160,922,703,105.71</b>	<b>109,722,949,684.65</b>	<b>47%</b>



**Figure 14: Year-On-Year Revenue Performance**

**8.4.2 YEAR-ON-YEAR TOTAL EXPENDITURE PERFORMANCE**

The year-on-year analysis of Adamawa State’s total expenditure performance for 2023 highlights significant growth in both recurrent and capital expenditures compared to the previous year. This section provides a detailed overview of the increases in operational,

administrative, and capital spending, reflecting the state's commitment to improving public services and infrastructure.

**Recurrent Expenditure:** Recurrent expenditure increased by 19%, from ₦70,369,399,885.57 in 2022 to ₦83,857,591,928.89 in 2023. This growth indicates an increase in the state's operational and administrative expenses, possibly due to higher personnel costs, debt servicing, and overhead expenses. The rise in recurrent expenditure underscores the need for effective cost management strategies to ensure sustainable fiscal policies.

**Capital Expenditure:** Capital expenditure increased by 34%, from ₦38,003,857,614.72 in 2022 to ₦50,821,726,986.74 in 2023. This significant growth reflects a commitment to enhancing capital investment and infrastructure development. The increase in capital spending is a positive indicator of the state's efforts to support long-term development and improve public infrastructure.

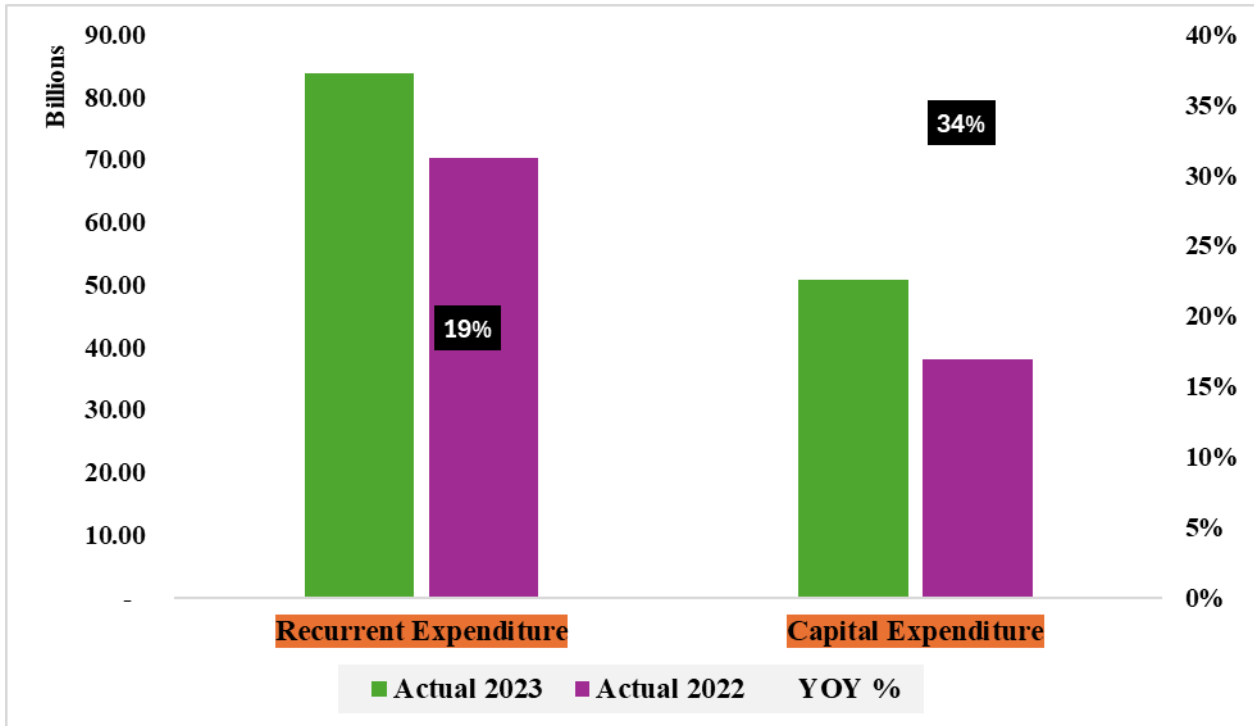
**Total Expenditure:** Total expenditure for Adamawa State increased by 24%, from ₦108,373,257,500.29 in 2022 to ₦134,679,318,915.63 in 2023. The overall rise in expenditure highlights the state's growing financial commitments in both recurrent and capital areas. While the increase in capital expenditure is commendable, there is a need to balance it with sustainable recurrent expenditure to ensure long-term fiscal stability.

In summary, the year-on-year expenditure performance for Adamawa State reveals a significant increase in both recurrent and capital spending, reflecting the state's commitment to enhancing public services and infrastructure. However, the rising recurrent expenditure calls for effective cost control measures to maintain fiscal sustainability and avoid excessive debt accumulation.

*Report of the Auditor General on the Accounts of Adamawa State Government for the year ended 31<sup>st</sup> December 2023*

**Table 9: Year-On-Year Expenditure Performance**

Description	Actual 2023	Actual 2022	YOY
	₦	₦	%
Recurrent Expenditure	83,857,591,928.89	70,369,399,885.57	19%
Capital Expenditure	50,821,726,986.74	38,003,857,614.72	34%
<b>Total Expenditure</b>	<b>134,679,318,915.63</b>	<b>108,373,257,500.29</b>	<b>24%</b>



**Figure 15: Year-On-Year Expenditure Performance**

---

*ANNUAL PARAGRAPHS*

---

## **9.1 GOVERNMENT ACCOUNTS DEPARTMENT**

### **9.1.1 MINISTRY OF ENVIRONMENT 2022**

RGA.14/ Vol.II/	An Audit Inspection of the above named Office has been carried out for the period 01 <sup>st</sup> January to 31 <sup>st</sup> December 2022 in line with the provision of section 125-126 of the Constitution of the Federal Republic of Nigeria 1999 (as amended) and Section 14 (2) of the Adamawa State, State and Local Government Audit Law N0: 16 of 2021 with the following observations highlighted for your consideration and necessary action, please.
Para II	<p>The sum of seven million three hundred and twenty thousand (N7,320,000.00) only are payments made to a list of six (6) officers that are yet to retired during the period under review. This practice contravenes principle of Accountability and Transparency and also violate Financial Instruction N0: 0101.</p> <p>A comprehensive reply to this Audit issue raised is still being awaited or yet to be attended to.</p>

### **9.1.2 MINISTRY OF YOUTH AND SPORTS 2023**

RGA.13/ Vol.I	An Audit Inspection of the above named Office has been carried out for the period 01 <sup>st</sup> January to 31 <sup>st</sup> December 2023 in line with the provision of section 125-126 of the Constitution of the Federal Republic of Nigeria 1999 (as amended) and Section 14 (2) of the Adamawa State, State and Local Government Audit Law N0: 16 of 2021 with the following observations highlighted for your consideration and necessary action, please.
Para II	The sum of seven hundred and twenty-four thousand naira (N724,000.00) was paid to the Honourable Commission as Out of Pocket Expenditure (OPE) but was not retired during the period under review and such act contravenes section 0603 of the Financial Regulation.

**Report of the Auditor General on the Accounts of Adamawa State Government for the year ended 31<sup>st</sup> December 2023**

Para III	<p>The sum of twenty-seven million, four hundred and thirty thousand naira (N27,430,000.00) was paid to fifteen (15) Officers that was not in line with section 0613 which states that Payment shall be made only to the person whose name appears on the Payment Voucher raised.</p> <p>A comprehensive reply to this Audit issues raised is still being awaited or yet to be attended to.</p>
----------	---

**9.1.3 HIGH COURT OF JUSTICE 2023**

RGA.13/ Vol.I	<p>An Audit Inspection of the above named Office has been carried out for the period 01<sup>st</sup> January to 31<sup>st</sup> December 2023 in line with the provision of section 125-126 of the Constitution of the Federal Republic of Nigeria 1999 (as amended) and Section 14 (2) of the Adamawa State, State and Local Government Audit Law N0: 16 of 2021 with the following observations highlighted for your consideration and necessary action, please.</p>
Para II	<p>There was list of fifty-four (54) Payment Vouchers amounting to the tune of forty-one million, nine hundred and fifty-three thousand, nine hundred naira (N41,953,900.00) that was paid without relevant Supporting Documents, contrary to Financial Instruction N0: 1011, which provided that all the relevant Documents must accompanied all payment made, this act indicates that the expenditure was not incurred in the public interest</p> <p>A comprehensive reply to this Audit issue raised is still being awaited or yet to be attended to.</p>

**9.1.4 AREA COURT DIVISIONS 2023**

RGA.13/ Vol.I	An Audit Inspection of the above named Office has been carried out for the period 01 <sup>st</sup> January to 31 <sup>st</sup> December 2023 in line with the provision of section 125-126 of the Constitution of the Federal Republic of Nigeria 1999 (as amended) and Section 14 (2) of the Adamawa State, State and Local Government Audit Law N0: 16 of 2021 with the following observations highlighted for your consideration and necessary action, please.
Para II	<p>The total sum of fifteen million, eight hundred and eighty thousand naira (N15,880,000.00) was expended without relevant Supporting Documents contrary to Financial Instruction N0: 1011, which indicates that the expenditure was not incurred in the public Interest.</p> <p>A comprehensive reply to this Audit issue raised is still being awaited or yet to be attended to.</p>

**9.1.5 ADAMAWA STATE MINING COMPANY 2023**

RGA.45/ Vol.I	An Audit Inspection of the above named Office has been carried out for the period 01 <sup>st</sup> January to 31 <sup>st</sup> December 2023 in line with the provision of section 125-126 of the Constitution of the Federal Republic of Nigeria 1999 (as amended) and Section 14 (2) of the Adamawa State, State and Local Government Audit Law N0: 16 of 2021 with the following observations highlighted for your consideration and necessary action, please.
Para II	A total number of nine (9) Payment Vouchers amounting to the tune of one million, nine hundred and sixty-five thousand naira (N1,965,000.00) were paid to various Officers without being fully documented, contrary to Financial Regulation rule N0: 0704 that stipulates that all Payment Vouchers must contained full particulars of transaction involved.



**Report of the Auditor General on the Accounts of Adamawa State Government for the year ended 31<sup>st</sup> December 2023**

Para III	<p>It was also observed that running cost of one hundred thousand naira (N100,000.00) paid to the Honourable Commissioner and fifty thousand naira (N50,000.00) was being paid to the Permanent Secretary, Ministry of Solid Minerals Resources monthly from the Adamawa State Mining company.</p> <p>In compliance with section 0615 of Financial Regulation such payment is deemed to be illegal since both the Honourable Commissioner and the Permanent Secretary are being paid monthly running cost from the Ministry of Mineral Resources, which makes it to be double.</p> <p>The Honourable Commissioner and the Permanent Secretary have the total sum of one million naira (N1,000,000.00) and Six hundred thousand naira (N600,000.00) respectively.</p> <p>A comprehensive reply to this Audit issues raised is still being awaited or yet to be attended to.</p>
----------	--

**9.1.6 MINISTRY OF COMMERCE AND INDUSTRY 2023**

RGA.11/ Vol.I	<p>An Audit Inspection of the above named Office has been carried out for the period 01<sup>st</sup> January to 31<sup>st</sup> December 2023 in line with the provision of section 125-126 of the Constitution of the Federal Republic of Nigeria 1999 (as amended) and Section 14 (2) of the Adamawa State, State and Local Government Audit Law N0: 16 of 2021 with the following observations highlighted for your consideration and necessary action, please.</p>
Para II	<p>Payment Voucher N0: 2001 of December 2023, revealed a payment of five hundred thousand naira (N500,000.00) made to one Mallam Suleiman M. Abba to undertake some repairs/maintenance of Jimeta Morden Market discovered the job was not carried out as intend and there was no evidence to prove the work done.</p>

**Report of the Auditor General on the Accounts of Adamawa State Government for the year ended 31<sup>st</sup> December 2023**

Para III	A list of fifteen (15) Payment Vouchers amounting to the tune of one million, eight hundred and seventy-five thousand naira (N1,875,000.00) was paid to various Officers that were not receipted during the period under review.
Para IV	Total amount of five hundred and eighty-nine-thousand naira only (N589,000.00) were payment made to four (4) Officers without relevant Supporting Document attached.  A comprehensive reply to this Audit issues raised is still being awaited or yet to be attended to.

**9.1.7 ADAMAWA STATE MUSEUM AND MONUMENT 2023**

RGA.13/ Vol.I	An Audit Inspection of the above named Office has been carried out for the period 01 <sup>st</sup> January to 31 <sup>st</sup> December 2023 in line with the provision of section 125-126 of the Constitution of the Federal Republic of Nigeria 1999 (as amended) and Section 14 (2) of the Adamawa State, State and Local Government Audit Law N0: 16 of 2021 with the following observations highlighted for your consideration and necessary action, please.
Para II	A list of eight (8) Payment Vouchers amounting to the tune of eight hundred and forty-eight thousand naira (N848,000.00) paid out to various Officers were not back with the required relevant Supporting documents under the period reviewed. This action contravenes the principle of Accountability and Transparency and also violate Financial Regulation’s rule N0: 0704  A comprehensive reply to this Audit issue raised is still being awaited or yet to be attended to.

**9.1.8 MINISTRY OF WOMEN AFFAIRS AND SOCIAL DEVELOPMENT 2023**

RGA.13/ Vol.I	An Audit Inspection of the above named Office has been carried out for the period 01 <sup>st</sup> January to 31 <sup>st</sup> December 2023 in line with the provision of section 125-126 of the Constitution of the Federal Republic of Nigeria 1999 (as amended) and Section 14 (2) of the Adamawa State, State and Local Government Audit Law N0: 16 of 2021 with the following observations highlighted for your consideration and necessary action, please.
Para II	<p>A total number of Seven (7) Payment Vouchers totalling to the tune of six million, one hundred and ninety-six thousand naira (N6,196,000.00) were paid to various Officers without proper documentation effected, which contravenes the provision of section 0704, which stipulate that all Payment Vouchers must contained full particulars of transaction involved.</p> <p>A comprehensive reply to this Audit issue raised is still being awaited or yet to be attended to.</p>

**9.1.9 MINISTRY OF CULTURE AND TOURISM 2023**

RGA.13/ Vol.I	An Audit Inspection of the above named Office has been carried out for the period 01 <sup>st</sup> January to 31 <sup>st</sup> December 2023 in line with the provision of section 125-126 of the Constitution of the Federal Republic of Nigeria 1999 (as amended) and Section 14 (2) of the Adamawa State, State and Local Government Audit Law N0: 16 of 2021 with the following observations highlighted for your consideration and necessary action, please.
Para II	A total amount of three hundred and thirty-three thousand naira (N333,000.00) was raised and paid to twenty one (21) Officers, which violate section 0704 that stipulates that all particulars shall contained full transaction involved.

**Report of the Auditor General on the Accounts of Adamawa State Government for the year ended 31<sup>st</sup> December 2023**

Para III	<p>A list of six (6) Payment Vouchers were raised and paid to various payee without following procurement process. This contravenes public procurement law.</p> <p>A comprehensive reply to this Audit issue raised is still being awaited or yet to be attended to.</p>
----------	--

**9.1.10 OFFICE OF THE HEAD OF CIVIL SERVICE (ADMINISTRATION DEPARTMENT) 2023**

RGA.13/ Vol.I	<p>An Audit Inspection of the above named Office has been carried out for the period 01<sup>st</sup> January to 31<sup>st</sup> December 2023 in line with the provision of section 125-126 of the Constitution of the Federal Republic of Nigeria 1999 (as amended) and Section 14 (2) of the Adamawa State, State and Local Government Audit Law N0: 16 of 2021 with the following observations highlighted for your consideration and necessary action, please.</p>
Para II	<p>There were four (4) Payment Vouchers amounting to the tune of six million, nine hundred and sixty-five thousand naira (N6,965,000.00) paid out to various Officers as standing imprest that was above the Office threshold, which violate Financial Regulation N0: 1104 which gave limited to standing imprest reimbursement. Invoice were not attached as provided by Financial Regulation 0603(i)</p>
Para III	<p>A list of fifteen (15) Payment Vouchers amounting to the tune of two hundred and thirty million, five hundred and eight thousand, four hundred naira (N230,508,400.00) were raised and paid to various Officers examined to be without proper documentation. This violates the provision of section 0603 (i) of the Financial Regulation.</p> <p>A comprehensive reply to this Audit issues raised is still being awaited or yet to be attended to.</p>

*Report of the Auditor General on the Accounts of Adamawa State Government for the year ended 31<sup>st</sup> December 2023*

**9.1.11 SUMMARY OF AUDIT ISSUES – GOVERNMENT ACCOUNTS DEPARTMENT**

S/NO.	AUDIT ISSUES/MDAs	AMOUNT
1	<b>Payments to officers not retired</b>	
	Ministry of Environment	7,320,000.00
	<b>Payments to officers not retired Total</b>	<b>7,320,000.00</b>
2	<b>Payments without supporting documents</b>	
	Adamawa State Mining Company	1,965,000.00
	Adamawa State Museum and Monument	848,000.00
	Area Court Divisions	15,880,000.00
	High Court of Justice	41,953,900.00
	Ministry of Commerce and Industry	589,000.00
	Ministry of Women Affairs and Social Development	6,196,000.00
	Office of the Head of Civil Service	230,508,400.00
	<b>Payments without supporting documents Total</b>	<b>297,940,300.00</b>
3	<b>Illegal payments for running costs</b>	
	Adamawa State Mining Company	150,000.00
	<b>Illegal payments for running costs Total</b>	<b>150,000.00</b>
4	<b>Out of Pocket Expenditure not retired</b>	
	Ministry of Youth and Sports	724,000.00
	<b>Out of Pocket Expenditure not retired Total</b>	<b>724,000.00</b>
5	<b>Payments violating regulations</b>	
	Ministry of Culture and Tourism	333,000.00
	Ministry of Youth and Sports	27,430,000.00
	<b>Payments violating regulations Total</b>	<b>27,763,000.00</b>
6	<b>Payment for work not carried out</b>	
	Ministry of Commerce and Industry	500,000.00
	<b>Payment for work not carried out Total</b>	<b>500,000.00</b>
7	<b>Payments not receipted</b>	
	Ministry of Commerce and Industry	1,875,000.00

*Report of the Auditor General on the Accounts of Adamawa State Government for the year ended 31<sup>st</sup> December 2023*

S/NO.	AUDIT ISSUES/MDAs	AMOUNT
	<b>Payments not received Total</b>	<b>1,875,000.00</b>
8	<b>Standing imprest above threshold</b>	
	Office of the Head of Civil Service	6,965,000.00
	<b>Standing imprest above threshold Total</b>	<b>6,965,000.00</b>
	<b>Grand Total</b>	<b>343,237,300.00</b>

## 9.2 DEPARTMENT OF BOARDS, CORPORATIONS AND PARASTATALS

### 9.2.1 ADAMAWA STATE BROADCASTING CORPORATION, YOLA

WDM.54/ VOL.III/448	An Audit Inspection of the above office has been carried out for the period ended 31 <sup>st</sup> December, 2023 in line with section 125-126 of the constitution of the Federal Republic of Nigeria 1999 as Amended and section 12 (a-b) of the Adamawa State, State and Local Government Audit Law No. 16 of 2021 with the following shortcomings for your consideration and necessary action.
Para 2	A list of Nineteen (19) payment vouchers amounting to One Million Seven Hundred and Fifty-Five Thousand Five Hundred and Eighty-Six Naira (N1,755,586.00) were payment made to various officers but was not properly documented as required by the provision of financial instruction (F.I) rule No. 0704 which provide that all payment vouchers must contained full particulars of payment involved.

Para 3	<p>A list of Eleven (11) payment vouchers amounting to the tune of One Million Two Hundred and Fifty- Five Thousand Five Hundred and Seventy-Three Naira (N1,255,573.00) only were payment made to the various officers for supply of petrol and diesel for official running of the day-to-day activity. However, records to ascertain how the products were issued out could not be ascertained as no records and approval were produced to the Audit team as at the time of inspection.</p> <p>A comprehensive reply to this Audit issues raised is yet to be attended to.</p>
--------	--

**9.2.2 CHRISTIAN PILGRIMS WELFARE BOARD**

WDM.78/ VOL.I/153	<p>An Audit Inspection of the above office has been carried out for the period ended 31<sup>st</sup> December, 2023 in line with section 125-126 of the constitution of the Federal Republic of Nigeria 1999 as Amended and section 12 (a-b) of the Adamawa State, State and Local Government Audit Law No. 16 of 2021 with the following shortcomings for your consideration and necessary action.</p>
Para 2	<p>A list of Three (3) payment vouchers amounting to Nine Million Six Hundred and Sixty-One Thousand Naira (N9,661,000.00) were payment made to an officer but was not properly documented as required by the provision of financial instruction (F.I) rule No. 0704 which provide that all payment vouchers must be contained full particulars of payment involved.</p>
Para 3	<p>A list of Six (6) payment vouchers amounting to the tune of Four Million and Twenty-Five Thousand Naira (N4,025,000.00) were payment made to various officers but was not properly documented as required by the financial instruction (F.I) rule No. 0704 which provide that all payment vouchers must contained full particular of payment involved.</p>

**Report of the Auditor General on the Accounts of Adamawa State Government for the year ended 31<sup>st</sup> December 2023**

Para 4	<p>The sum of Four Thousand Two Hundred Dollars (\$4,200.00) only was paid out to various officers that was not claimed by the payees. This violate section 0718 of financial instruction (F.I).</p> <p>A comprehensive reply to this Audit issues raised is still being awaited.</p>
--------	---

**9.2.3 ADAMAWA STATE TRADITIONAL MEDICINE BOARD, YOLA**

WDM.135/ VOL.I/11	<p>An Audit Inspection of the above office has been undertaken for the period ended 31st December, 2023 and the following shortcomings have been highlighted.</p>
Para 2	<p>A list of Nine (9) payment vouchers amounting to Ninety-Two Thousand Eight Hundred and Fifty Naira (N92,850.00) only that was paid out without obtaining approvals from the Accounting officer as provided by section 0206 (F) or the financial instruction (F.I)</p>
Para 3	<p>A list of Three (3) payment vouchers amounting to Two Hundred and Forty Thousand Naira (N240,000.00) only were paid to various officers without relevant supporting documents and it is evident that those expenditures were actually incurred during the period reviewed. This action contravenes financial instruction rule No. 0704 which provided that all payment vouchers must obtain full particulars of the payment involved.</p> <p>A comprehensive reply to this Audit issues raised is still being awaited.</p>



**9.2.4 ADAMAWA STATE INDEPENDENT ELECTORAL COMMISSION, YOLA**

WDM.125/ VOL.I/60	An Audit Inspection of the above office has been carried out for the period ended 31st December, 2023 in line with section 125-126 of the constitution of the Federal Republic of Nigeria 1999 as Amended and section 12 (a-b) of the Adamawa State, State and Local Government Audit Law No. 16 of 2021 with the following shortcomings for your consideration and necessary action.
Para 2	<p>A list of Eight (8) payment vouchers amounting to the sum of Six Hundred and Sixty-Seven Thousand Five Hundred Naira (N677,500.00) only were paid to various officers without relevant supporting documents as required by the provision of financial instruction (F.I) rule No. 0704 which provided that all payment vouchers must contained full particulars of the payment involve.</p> <p>A comprehensive reply to this Audit issue raised is still being awaited.</p>

**9.2.5 ADAMAWA STATE WATER BOARD, YOLA**

WDM.127/ VOL.I/61	A Periodic Audit Inspection of the above office has been carried out for the period ended 31 <sup>st</sup> December, 2023 in line with section 125-126 of the constitution of the Federal Republic of Nigeria 1999 as Amended and section 12 (a-b) of the Adamawa State, State and Local Government Audit Law No. 16 of 2021 with the following shortcomings for your consideration and necessary action.
Para 2	A list of Fourteen (14) payment vouchers amounting to Forty-Three Million Six Hundred and Ninety Thousand Four Hundred and Four Naira (N43,690,494.00) only were payment made to various officers but were not properly documented as required by the provision of financial instruction (F.I) rule No. 0704 which provided that all payment vouchers must contained full particulars

**Report of the Auditor General on the Accounts of Adamawa State Government for the year ended 31<sup>st</sup> December 2023**

	<p>of payment involved.</p> <p>A comprehensive reply to this Audit issue raised is yet to be attended to.</p>
--	---

**9.2.6 ADAMAWA STATE FISCAL RESPONSIBILITY COMMISSION, YOLA**

WDM.131/ VOL.I/8	<p>An Audit Inspection of the above organization has been undertaken for the period ended 31<sup>st</sup> December, 2023 and the following shortcomings have been highlighted.</p>
Para 2	<p>A list of Twelve (12) payment vouchers amounting to the tune of One Million Eight and Fifty-Five Thousand Naira (N1,855,000.00) only were paid to various officers without relevant supporting documents as evident that expenditures were actually incurred during the period reviewed. This action contravenes financial instruction (F.I) rule No. 0704 which provided that all payment vouchers must contain full particulars of the payment involved.</p> <p>A comprehensive reply to the Audit issue raised is yet to be attended to or still being awaited.</p>

**9.2.7 ADAMAWA STATE AGENCY FOR MASS EDUCATION BOARD, YOLA**

WDM.89/ VOL.I/195	<p>An Audit Inspection of the above office has been carried out for the period ended 31<sup>st</sup> December, 2023 in line with section 125-126 of the constitution of the Federal Republic of Nigeria 1999 as Amended and section 12 (a-b) of the Adamawa State, State and Local Government Audit Law No. 16 of 2021 with the following shortcomings for your consideration and necessary action.</p>
Para 2	<p>A list of Five (5) payment vouchers amounting to the tune of One Hundred and Thirty-Five Thousand Naira (N135,000.00) only were payment made to various officers but was not properly</p>

**Report of the Auditor General on the Accounts of Adamawa State Government for the year ended 31<sup>st</sup> December 2023**

	<p>documented as required by the financial instruction (F.I) rule No. 0704 which provided that all payment vouchers must contained full particulars of payment involved.</p> <p>A comprehensive reply to this Audit issue raised is still being awaited.</p>
--	--

**9.2.8 ADAMAWA STATE LIBRARY BOARD, YOLA**

WDM.28/ VOL.II/103	<p>An Audit Inspection of the above office has been carried out for the period ended 31<sup>st</sup> December, 2023 in line with section 125-126 of the constitution of the Federal Republic of Nigeria 1999 as Amended and section 12 (a-b) of the Adamawa State, State and Local Government Audit Law No. 16 of 2021 with the following shortcomings for your consideration and necessary action.</p>
Para 2	<p>A list of Six (6) payment vouchers amounting to the tune of Two Hundred and Fifty-Six Thousand Naira (N256,000.00) only were payment made to various officers but were not proper documented as required by the financial instruction (F.I) rule No. 0704 which provided that all payment vouchers must contained full particular of payment involved.</p> <p>A comprehensive reply to this Audit issue raised is still awaited.</p>

**9.2.9 ADAMAWA STATE AGRICULTURAL DEVELOPMENT PROGRAMME, YOLA**

WDM.88/ VOL.I/168	<p>An Audit Inspection of the above office has been carried out for the period ended 31<sup>st</sup> December, 2023 in line with section 125-126 of the constitution of the Federal Republic of Nigeria 1999 as Amended and section 12 (a-b) of the Adamawa State, State and Local Government Audit Law No. 16 of 2021 with the following shortcomings for your consideration and necessary action.</p>
----------------------	---

**Report of the Auditor General on the Accounts of Adamawa State Government for the year ended 31<sup>st</sup> December 2023**

Para 2	<p>A list of Four (4) payment vouchers amounting to the tune of Two Hundred and Thirty-Three Thousand Naira (N233,000.00) only were payment made to various officers but was not properly documented as required by the financial instruction (F.I) rule No. 0704 which provided that all payment vouchers must contained full particulars of payment involved.</p> <p>A comprehensive reply to this Audit issue raised is still awaited.</p>
--------	---

**9.2.10 ADAMAWA STATE ART COUNCIL, YOLA**

WDM.63/ VOL.I/171	<p>An Audit Inspection of the above office has been carried out for the period ended 31<sup>st</sup> December, 2023 in line with section 125-126 of the constitution of the Federal Republic of Nigeria 1999 as Amended and section 12 (a-b) of the Adamawa State, State and Local Government Audit Law No. 16 of 2021 with the following shortcomings for your consideration and necessary action.</p>
Para 2	<p>A list of Eight (8) payment vouchers amounting to the tune of One Million Three Hundred and Nine Thousand Naira (1,309,000.00) only were payment made to various officers but was not properly documented as required by the financial instruction (F.I) rule No. 0704 which provided that all payment vouchers must contained full particulars of payment involved.</p> <p>A comprehensive reply to this Audit issue raised is still awaited.</p>

**9.2.11 ADAMAWA STATE COLLEGE OF EDUCATION, HONG**

WDM.67/ VOL.III/714	<p>An Audit Inspection of the above office has been carried out for the period ended 31<sup>st</sup> December, 2023 in line with section 125-126 of the constitution of the Federal Republic of Nigeria 1999 as Amended and section 12 (a-b) of the Adamawa State, State and Local Government Audit Law No. 16 of 2021 with the following shortcomings for your consideration and necessary action.</p>
------------------------	---

**Report of the Auditor General on the Accounts of Adamawa State Government for the year ended 31<sup>st</sup> December 2023**

Para 2	<p>A list of Thirty-Eight (38) payment vouchers amounting to the tune of Eighteen Million Four Hundred and Fifty Thousand Five Hundred and Sixty Naira (18,415,560.00) only were payment made to various officers without relevant supporting documents (NCE) as evident that expenditures were actually incurred during the period under review. This action contravenes financial instruction (F.I) rule No. 0704 which provided that all payment vouchers must contained full particulars of the payment involved.</p>
Para 3	<p>A list of Four (4) payment vouchers amounting to the tune of One Million Five Hundred and Twenty-Six Thousand Five Hundred and Fifty Naira (1,526,550.00) only were payment made to various officers without relevant supporting documents (NCE) as evident that expenditures were actually incurred during the period under review. This action contravenes financial instruction (F.I) rule No. 0704 which provided that all payment vouchers must contained full particulars of the payment involved.</p> <p>A comprehensive reply to the Audit issues raised is yet to be attended to or still being awaited.</p>

**9.2.12 ADAMAWA PRESS LIMITED**

WDM.76/ VOL.II/107	<p>An Audit Inspection of the above office has been carried out for the period ended 31<sup>st</sup> December, 2023 in line with section 125-126 of the constitution of the Federal Republic of Nigeria 1999 as Amended and section 12 (a-b) of the Adamawa State, State and Local Government Audit Law No. 16 of 2021 with the following shortcomings for your consideration and necessary action.</p>
-----------------------	---

**Report of the Auditor General on the Accounts of Adamawa State Government for the year ended 31<sup>st</sup> December 2023**

<p>Para 2</p>	<p>A list of Seventeen (17) payment vouchers amounting to the tune of One Million Five Hundred and Thirty-Six Thousand One Hundred and Forty Naira (N1,536,140.00) only were paid to the various officers without relevant supporting documents as evident that expenditures were actually incurred during the period reviewed. This action contravenes financial instruction (F.I) No. 0704 which provided that all payment vouchers must contained full particulars of the payment involved.</p> <p>A comprehensive reply to the Audit issue raised is yet to be attended to or still being awaited.</p>
---------------	--

**9.2.13 ADAMAWA STATE LOCAL GOVERNMENT PENSION BOARD, YOLA**

<p>WDM.151/ VOL.I/2</p>	<p>Periodic Audit Inspection of the above organization has been undertaken for the period ended 31<sup>st</sup> December, 2022 to 31<sup>st</sup> December, 2023 in line with section 125-126 of the constitution of the Federal Republic of Nigeria 1999 as Amended and section 12 (a-b) of the Adamawa State, State and Local Government Audit Law No. 16 of 2021 with the following shortcomings for your consideration and necessary action.</p>
<p>Para 2</p>	<p>A list of Two Hundred and Fourteen (214) payment vouchers amounting to the tune of Thirty-Five Million Four Hundred and Fourteen Thousand Four Hundred and Eighty Naira One Kobo (N35,414,480.1) were not presented for audit and it remained as unsighted payment vouchers.</p>

*Report of the Auditor General on the Accounts of Adamawa State Government for the year ended 31<sup>st</sup> December 2023*

Para 3	<p>A list of Two Hundred and Eleven (211) payment vouchers were said to have been paid totaling Eleven Million Nine Hundred and Forty-Two Thousand Three Hundred and Fifty-Five Naira Sixty-Six Kobo (N11,942,355.66) without supporting documents and up to now the payment vouchers remained undocumented.</p> <p>This practice contravenes the principle of accountability and transparency and also violate financial instruction (F.I) 0704.</p> <p>A comprehensive reply to this Audit issues raised is yet to be attended to.</p>
--------	--

**9.2.14 SUMMARY OF AUDIT ISSUES - DEPARTMENT OF BOARDS, CORPORATIONS AND PARASTATALS**

S/NO.	AUDIT ISSUES/MDAs	AMOUNT
1	<b>Payments without supporting documents</b>	
	Adamawa State Broadcasting Corporation Yola	3,011,159.00
	Christian Pilgrims Welfare Board	13,686,000.00
	Adamawa State Traditional Medicine Board Yola	240,000.00
	Adamawa State Independent Electoral Commission Yola	677,500.00
	Adamawa State Water Board Yola	43,690,494.00
	Adamawa State Fiscal Responsibility Commission Yola	1,855,000.00
	Adamawa State Agency for Mass Education Board Yola	135,000.00
	Adamawa State Library Board Yola	256,000.00
	Adamawa State Agricultural Development Programme Yola	233,000.00
	Adamawa State Art Council Yola	1,309,000.00
	Adamawa State College of Education Hong	19,942,110.00
	Adamawa Press Limited	1,536,140.00
	Adamawa State Local Government Pension Board Yola	11,942,355.66
	<b>Payments without supporting documents Total</b>	<b>98,513,758.66</b>
2	<b>Payments without approvals from Accounting Officer</b>	
	Adamawa State Traditional Medicine Board Yola	92,850.00
	<b>Payments without approvals from Accounting</b>	<b>92,850.00</b>

*Report of the Auditor General on the Accounts of Adamawa State Government for the year ended 31<sup>st</sup> December 2023*

S/NO.	AUDIT ISSUES/MDAs	AMOUNT
	<b>Officer Total</b>	
3	<b>Unsighted payment vouchers</b>	
	Adamawa State Local Government Pension Board Yola	35,414,480.10
	<b>Unsighted payment vouchers Total</b>	<b>35,414,480.10</b>
	<b>Grand Total (NGN)</b>	<b>134,021,088.76</b>
4	<b>Payments not claimed by payees</b>	
	Christian Pilgrims Welfare Board	\$ 4,200.00
	<b>Payments not claimed by payees Total</b>	<b>\$ 4,200.00</b>



---

***PERFORMANCE AUDIT REPORTS***

---

## **10.1 INTRODUCTION**

This section presents a series of performance audits on significant infrastructure projects executed by the Adamawa State Government. These audits were performed in compliance with section 11 of the Adamawa State, State and Local Government Audit Law 2021. These audits encompass the design and construction of the grade interchange at Police Roundabout Jimeta, the construction of township roads in Jada, the establishment of a Female Surgical Ward at Numan General Hospital, and the renovation of educational facilities at Government Secondary School (GSS) Girei, Design and Construction Fly-Over/Over-Pass at Mubi Round-About and Reconstruction of Adjoining Street at Jimeta, Construction of Mubi Road Bye-Pass, Construction and Renovation of General Hospital Mubi, Construction of Cottage Hospital Gombi, Construction of Cottage Hospital Girei, Construction, Rehabilitation, and Renovation of Jada Secondary Schools, Renovation of Classrooms, Hostel, and Examination Hall at Government Girls Secondary School, Yola North Local Government. Each project forms a crucial part of the state's broader development initiatives aimed at enhancing transportation, healthcare, and education infrastructure to foster economic growth and improve the quality of life for its residents.

The audit evaluates each project's performance in meeting its set objectives, identifies challenges encountered during implementation, and provides supporting evidence for the findings. Through these assessments, the report highlights the successes and areas needing improvement, thereby offering valuable insights for future project planning and execution.

## **10.2 DESIGN AND CONSTRUCTION OF GRADE INTERCHANGE AT POLICE ROUNDABOUT JIMETA**

This report presents a performance audit on the **design and construction of the grade interchange at the Police Roundabout** in Jimeta. The interchange is part of Adamawa State Government's infrastructure development program aimed at facilitating smooth traffic flow and supporting future economic development in the state. The audit assesses how well the project met its objectives, identifies key issues encountered during implementation, and provides supporting evidence for each finding.

### **Project Objective Assessment**

- 1. Proactive Problem Solving for Population Bursts:** The project successfully addressed the anticipated traffic congestion due to population growth. The construction of an underpass, overpass, and flyover significantly reduced traffic conflicts, ensuring a smooth flow of vehicles and preventing potential gridlocks.
- 2. Symbol of Unity and Urban Renewal:** The grade interchange stands as a testament to the administration's urban renewal campaign. It features an underpass connecting Galadima Aminu Way and Justice Buba Ardo Road, an overpass linking all five roads at the roundabout, and a flyover connecting Atiku Abubakar Way and Lamido Aliyu Way, all contributing to improved channelization and connectivity.

### **Key Findings**

- 1. Design and Construction Quality:** The project design met the necessary standards, ensuring effective traffic management. However, proximity to certain shops raised safety concerns, potentially increasing the risk of accidents.
- 2. Procurement and Contracting Process** The procurement process was thorough and adhered to Adamawa State's public procurement laws. TRIACTA NIG. LTD was awarded the contract following a competitive bidding process.

**3. Timeliness and Budget Management** The project was completed within the stipulated 18 months, adhering to the budgeted cost of **N5,089,580,087.69**. This punctuality and budget compliance are commendable, reflecting efficient project management.

## **Supporting Evidence**

### **1. Design and Construction Quality**

- The design's adherence to Bills of Engineering Measurement and Evaluation (BEME) standards ensured satisfactory traffic management.
- Physical inspections and consultations with bridge users confirmed the effective functioning of the underpass, overpass, and flyover.

### **2. Procurement and Contracting Process**

- The audit reviewed records from the Adamawa State Bureau of Public Procurement, confirming the legitimacy of the contracting process.
- Discussions with the construction consultant affirmed that the quality of construction met contractual and BEME specifications.

### **3. Timeliness and Budget Management**

- Payment records indicate timely disbursements, aligning with the project timeline and budgetary allocations:
- The project was commissioned on May 29, 2024, by former President Olusegun Obasanjo, underscoring its timely completion.


## **Conclusion**

Overall, the grade interchange at the Jimeta Yola police roundabout has delivered substantial benefits, enhancing traffic flow and connectivity while supporting future economic development. The quality of the bridge demonstrates economic, efficient, and effective use of resources, providing substantial value for money. The project

*Report of the Auditor General on the Accounts of Adamawa State Government for the year ended 31<sup>st</sup> December 2023*

stands as a testament to effective infrastructure planning and implementation, contributing to the urban renewal efforts and providing lasting value to the residents of Adamawa State.

**Pictorials**



*Report of the Auditor General on the Accounts of Adamawa State Government for the year ended 31<sup>st</sup> December 2023*



### **10.3 CONSTRUCTION OF JADA TOWNSHIP ROADS IN JADA LOCAL GOVERNMENT AREA OF ADAMAWA STATE, NIGERIA**

The performance audit report examines the **construction of the Jada township roads** in Jada Local Government Area, Adamawa State. Initiated due to the deteriorated state of the existing road network caused by increased traffic and insufficient maintenance, the project aimed to enhance connectivity, reduce infrastructure deficits, and stimulate economic development. The project was awarded to TRIACTA NIG LTD. by the Adamawa State Government on July 29, 2020, with a budget of **N1,256,520,196.78** and an expected completion period of eight months. The scope included the construction of roads like Emirs Palace Road, Cattle Market Road, Prayer Ground Road, and Duta Era Road, all within the Jada township.

#### **Project Objective Assessment**

The primary objectives of constructing the Jada township roads under Lot 7 included improving road quality, enhancing connectivity within Jada town, reducing the state's infrastructure deficit, and fostering economic activities in the locality.

The assessment revealed that these objectives were met successfully:

1. **Quality Roads and Connectivity:** The roads constructed, including the Emir Palace Road, Cattle Market Road, Prayer Ground Road, and Duta Era Road, significantly improved transportation ease and connectivity within Jada town.
2. **Infrastructural Deficit Reduction:** The project addressed the infrastructure gaps in the area, providing robust and durable road networks.
3. **Economic Enhancement:** The improved roads facilitated better movement of goods and people, stimulating local economic activities and growth.

## **Key Findings**

Despite the overall success, some specific issues were identified:

- 1. Design and Construction Quality:** The project design met the necessary standards, ensuring effective traffic management and has significantly improved the ease of transportation for commuters, facilitated the movement of goods, and enhanced overall connectivity in Jada. However, during the construction process, there were environmental impacts such as noise and air pollution, disrupting natural habitats and increasing vehicular emissions.
- 2. Procurement and Contracting Process:** The procurement process was thorough and adhered to Adamawa State's public procurement laws. TRIACTA NIG. LTD was awarded the contract following a competitive bidding process.
- 3. Timeliness and Budget Management:** The project was completed on schedule and within budget, with no cost variations. The roads are now operational, providing improved transportation and connectivity for residents.

## **Supporting Evidence**

The audit involved reviewing records, discussing with staff and road users, and conducting physical inspections:

- 1. Quality and Adherence to Standards:** The roads were constructed with high-quality materials, meeting the specifications outlined in the Bills of Engineering Measurement and Evaluation (BEME).
- 2. Procurement and Contracting Process:** The audit report highlights that the project followed the procurement laws, with TRIACTA NIG LTD winning the contract through a transparent bidding process.
- 3. Timeliness and Budget Management:** The actual cost matched the budgeted amount of N1,256,520,196.78, the completed roads, including clearing, excavation, provision of box culverts, laterite fill, sub-base and base course,



*Report of the Auditor General on the Accounts of Adamawa State Government for the year ended 31<sup>st</sup> December 2023*

bituminous prime coat, surface dressing, tack coat, wearing course, and concrete kerbs, are already in use, providing smooth transportation and connectivity.

### **Conclusion**

The construction of the Jada township roads has successfully improved transportation and connectivity within Jada town, boosting economic activities and reducing transportation costs. The project, completed on schedule and within budget, has opened up the area for increased access and development. Despite the environmental impact during construction, the project has delivered significant socioeconomic benefits, including job creation and enhanced local trade. The audit underscores the importance of mitigating environmental impacts through measures like tree planting to sustain the positive outcomes.

### **Pictorials**



*Report of the Auditor General on the Accounts of Adamawa State Government for the year ended 31<sup>st</sup> December 2023*



#### **10.4 CONSTRUCTION OF FEMALE SURGICAL WARD AT NUMAN GENERAL HOSPITAL, ADAMAWA STATE, NIGERIA**

The construction of the Female Surgical Ward at Numan General Hospital in Adamawa State was initiated to address the critical lack of specialized medical facilities for female patients in the region. At the project's inception, Numan General Hospital lacked adequate infrastructure to cater specifically to surgical needs among women, reflecting a gap in healthcare provision. The initiative was part of Adamawa State's broader strategy to enhance healthcare accessibility and modernize medical facilities, particularly in rural areas like Numan. Awarded to Habitat and Building Concepts Limited at a budgeted cost of **N114,870,094.40**, the project was expected to be completed within 24 weeks from the date of the agreement signing on October 30, 2020.

##### **Project Objective Assessment**

The project aimed to achieve several key objectives:

1. **Improved Healthcare Access:** To enhance medical services accessibility for rural populations in Numan and surrounding areas.
2. **Infrastructure Enhancement:** To upgrade the hospital's facilities to meet contemporary medical standards.
3. **Specialized Surgical Services:** To provide specialized surgical care tailored to the needs of female patients.

##### **Key Findings**

**1. Design and Construction Quality:** The audit underscores the project's effectiveness in meeting its objectives, noting the high-quality construction and the ward's functional facilities.

**2. Procurement and Contracting Process:** The procurement process was thorough and adhered to Adamawa State's public procurement laws. Habitat and Building Concepts Limited was awarded the contract following a competitive bidding process.

**3. Timeliness and Budget Management:** The project awarded at a budgeted cost of **N114,870,094.40** was completed on schedule and within budget, with no cost variations.

### **Supporting Evidence**

The audit involved reviewing records, discussing with staff and the hospital patients, and conducting physical inspections:

**1. Quality and Adherence to Standards:** On-site inspections confirmed that the construction was in accordance with contract specifications and met the intended design requirements. Additionally, satisfactory reports from construction supervisors and audit revealed that the construction was done using the best materials.

**2. Procurement and Contracting Process:** The audit report confirms that the project followed proper procurement procedures, with the construction adhering to the contract agreement and the Bills of Quantity (BOQ).

**3. Timeliness and Budget Management:** The construction was completed on schedule and within budget, with no cost variations. The project has since been commissioned and is operational, providing much-needed surgical services to female patients in Numan and surrounding areas. Feedback from patients and hospital staff has been positive, highlighting the government's and contractor's efforts.

## **Conclusion**

In conclusion, the Female Surgical Ward at Numan General Hospital represents a significant step forward in healthcare infrastructure for Adamawa State. It effectively addresses the critical need for specialized surgical services for women in the region.

This project not only enhances healthcare accessibility but also stimulates local economies through job creation and increased medical tourism, thereby contributing to the socioeconomic development of the area. As the ward continues to serve its purpose, ongoing monitoring and evaluation will be essential to maintain high standards of care and optimize its impact on healthcare delivery in Numan and beyond. The audit concludes that the project met the criteria of efficiency, effectiveness, and economy, providing excellent value for the investment.

## **Pictorials**



*Report of the Auditor General on the Accounts of Adamawa State Government for the year ended 31<sup>st</sup> December 2023*





### **10.5 RENOVATION OF EXAMINATION HALL, BLOCK OF CLASSROOMS, AND OFFICES AT GSS GIREI, ADAMAWA STATE, NIGERIA**

The renovation project at **Government Secondary School (GSS) Girei** in Girei Local Government Area of Adamawa State aimed to address the deteriorated state of the school's examination hall, classrooms, and offices. Initiated to create a conducive learning environment and ensure safety standards, the project was crucial due to the poor condition of the existing infrastructure before renovation. The total budget allocated for the project was divided into different lots: Lot 7A for the examination hall at **N12,911,152.15**, and Lot 1B, 3A, and 14 for the renovation of classrooms and offices, totaling **N53,022,736.93**, The contract was awarded to Hajja Nana Kolejo Enterprises at a total sum of **N65,933,889.08**.

## **Project Objective Assessment**

- 1. Creating a Conducive Learning Environment:** The project successfully created a conducive learning environment by refurbishing the school's examination hall, classrooms, and offices. The renovations included concrete flooring, screeding, block walls, rendering, roofing, painting, electrical fittings, and the installation of doors and windows. These improvements have significantly enhanced the usability and comfort of the facilities for students and staff alike.
- 2. Improving Student Performance:** The comfortable environment resulting from the renovations has positively impacted student performance. Teachers have noted that the improved conditions contribute to better academic outcomes, although this audit did not include a direct evaluation of student results.

## **Key Findings**

- 1. Design and Construction Quality:** The design and implementation were found to be satisfactory and in line with the contract agreements.
- 2. Procurement and Contracting Process:** The contracting process adhered to the procurement laws. The contract was awarded following a competitive bidding process.
- 3. Timeliness and Budget Management:** The actual costs of the renovation matched the budgeted costs, demonstrating efficient financial management. The projects were executed within the stipulated budget.

## **Supporting Evidence**

The audit involved reviewing records, discussing with staff and the hospital patients, and conducting physical inspections:



**1. Quality and Adherence to Standards:**

A physical inspection of the renovated facilities confirmed that the work was completed according to the specifications outlined in the contract. The operational performance of the renovated facilities has been positive, with the examination hall, classrooms, and offices now fully functional. The renovations have improved the school's infrastructure, contributing to a better learning experience for students. Teachers have expressed satisfaction with the new facilities.

**2. Procurement and Contracting Process:** A review of the contract documents and processes revealed that relevant laws and regulations were adhered to. Hajja Nana Kolejo Enterprises, the contractor, delivered the project as per the agreed specifications.

**3. Timeliness and Budget Management:** The audit confirmed that the actual costs of the project matched the budgeted amounts, demonstrating good financial management and delivered within the specified timeframe.

**Conclusion**

In conclusion, the renovation of the examination hall, block of classrooms, and offices at GSS Girei has significantly enhanced the learning environment and operational efficiency of the school. The facilities are now utilized effectively by students and teachers, contributing to improved educational standards and student performance, though specific academic outcomes were not verified in this audit. Economic benefits included job creation during the renovation phase and increased property value and institutional reputation post-renovation. Overall, while the project achieved its primary objectives, the audit suggests areas for procedural refinement to optimize future project management and oversight, particularly in budget forecasting and administrative documentation.

*Report of the Auditor General on the Accounts of Adamawa State Government for the year ended 31<sup>st</sup> December 2023*

**Pictorials**





### **10.6 DESIGN AND CONSTRUCTION FLY-OVER/OVER-PASS AT MUBI ROUND-ABOUT AND RECONSTRUCTION OF ADJOINING STREET AT JIMETA**

The **fly-over and over-pass project at Mubi Round-About in Jimeta**, Yola-North Local Government Area, Adamawa State, is a significant infrastructure initiative aimed at improving urban mobility and transforming the state capital into a modern city. Initiated in October 2023 by Governor Ahmadu Fintiri as part of his urban renewal agenda, the project encompasses the construction of a fly-over, service lanes, slip roads, walkways, and the reconstruction of sections of Muhammed Mustapha Way. The total contract sum for this project is **₦9,264,498,755.33**.

## **Project Objective Assessment**

The primary objectives of the project are to enhance traffic flow, improve road safety, and modernize the urban infrastructure:

- 1. Enhancing Traffic Flow:** The construction of the fly-over and adjoining streets has significantly eased traffic congestion at Mubi Round-About, facilitating smoother movement for vehicles and pedestrians.
- 2. Improving Road Safety:** The addition of service lanes, slip roads, and walkways has improved safety for road users by reducing the risk of accidents and providing safer paths for pedestrians.
- 3. Modernizing Urban Infrastructure:** The project has transformed the visual and functional landscape of Jimeta, contributing to its modernization and aligning with Governor Fintiri's urban renewal agenda.

## **Key Findings**

### **1. Design and Construction Quality**

The project design and construction quality have been closely monitored to ensure adherence to high standards. Quality control measures, regular inspections, and material testing have been implemented throughout the project.

### **2. Procurement and Contracting Process**

The procurement and contracting processes for this project have been conducted in accordance with established regulations, ensuring transparency and fairness.

### **3. Timeliness and Budget Management**

The project has been managed efficiently, with progress tracking closely to the scheduled timeline and within the allocated budget. The project is 85% complete, with no significant delays reported, and the cost has remained within the budgeted amount.

## **Supporting Evidence**

### **1. Design and Construction Quality**

Regular quality inspections and material tests confirm that the construction materials and techniques used meet the specified standards, resulting in a robust and reliable infrastructure

### **2. Procurement and Contracting Process**

Documentation of the procurement process, including bid evaluations and contract awards, supports the fairness and competitiveness of the process.

### **3. Timeliness and Budget Management**

Project timelines and financial records indicate that the construction began as scheduled in October 2023 and is expected to be completed within the stipulated 18-month period. The current expenditure aligns with the planned budget of ₦9.26 billion.

## **Conclusion**

The fly-over and over-pass project at Mubi Round-About in Jimeta represents a successful execution of a critical infrastructure initiative. The project has met its primary objectives of improving traffic flow, enhancing road safety, and modernizing the urban landscape. The construction quality is high, procurement processes were transparent, and the project is on track both in terms of timeline and budget. The ongoing efforts to complete the remaining 15% of the project are expected to further enhance its benefits to the residents of Adamawa State, contributing to the overall economic and social development of the region.

*Report of the Auditor General on the Accounts of Adamawa State Government for the year ended 31<sup>st</sup> December 2023*

**Pictorials**



## **10.7 CONSTRUCTION ADAMAWA SUPERHIGHWAY FROM WELCOME TO YOLA (CITY GATE AXIS) THROUGH RUMDE-KILA-SETTLEMENT, UP TO ARMY BARRACKS ROAD (20.8KM)**

The **Adamawa Superhighway project** aims to enhance transportation and connectivity across Adamawa State by constructing a new road spanning 20.8 kilometers. This project covers the route from the "Welcome to Yola" City Gate Axis through Rumde-Kila Settlement up to the Army Barracks Road, with the A. A Lawan Junction serving as its terminal point. Additionally, it includes the construction of a flyover at the A. A Lawan Junction, crossing the Jimeta-Yola Highway. The project involves new constructions and is budgeted at **₦21,819,848,234.30**.

### **Project Objective Assessment**

The primary objectives of the Adamawa Superhighway project are to improve transportation and connectivity in Yola:

1. **Improving Transportation:** The construction of the new highway is set to significantly enhance transportation efficiency by reducing travel time and easing congestion in the region.
2. **Enhancing Connectivity:** By connecting key areas of Yola, the project aims to improve accessibility and foster economic activities in the state capital.

### **Key Findings**

#### **1. Design and Construction Quality**

The project's design and construction quality have been rigorously evaluated to ensure compliance with engineering standards. The design of the highway, including road pavement, drainage, and culverts, aligns with modern engineering practices.

## **2. Procurement and Contracting Process**

The procurement and contracting processes were conducted transparently and in line with regulatory requirements. The contractor selection process was competitive, ensuring that only qualified contractor was awarded the project.

## **3. Timeliness and Budget Management**

The project's progress and budget management have been closely monitored to ensure timely completion within the allocated budget. The project is currently at 30% completion, with tasks such as road pavement construction, drainage installation, culvert construction completed and asphalt laying has commenced. The actual progress is ahead of schedule.

## **Supporting Evidence**

### **1. Design and Construction Quality**

Regular physical inspections and material testing have verified the quality of construction, ensuring durability and safety of the infrastructure.

### **2. Procurement and Contracting Process**

Procurement records and contract documents demonstrate compliance with established procedures, ensuring fairness and transparency.

### **3. Timeliness and Budget Management**

Project timelines and financial records confirm that the ongoing tasks, including road marking and road furniture installation, are proceeding as planned. The current expenditure aligns with the budgeted amount of ₦21,819,848,234.30.

## **Conclusion**

The Adamawa Superhighway project represents a strategic infrastructure development aimed at improving transportation and connectivity across the State capital. The project after completion shall meets its primary objectives of enhancing



*Report of the Auditor General on the Accounts of Adamawa State Government for the year ended 31<sup>st</sup> December 2023*

transportation efficiency and connectivity. The construction quality is high, procurement processes were transparent, and the project is progressing ahead of schedule and within the allocated budget. As the project moves forward, continued adherence to quality and timeline specifications will ensure its successful completion, significantly benefiting the residents and economy of Adamawa State.

**Pictorials**



*Report of the Auditor General on the Accounts of Adamawa State Government for the year ended 31<sup>st</sup> December 2023*



## **10.8 CONSTRUCTION OF MUBI ROAD BYE-PASS**

The **Mubi Road Bye-Pass project** is a strategic infrastructure initiative located in the Mubi area of Adamawa State. This fresh construction project aims to enhance transportation and connectivity by providing a new route that cuts from the Mubi Highway at the Dazala Axis area, linking Digil Village into Mubi. The project, budgeted at **₦3,360,305,109.03**, has been fully inspected and monitored to ensure adherence to specifications over a timeline of 36 months. As of the current status, the project is 100% completed within the scheduled timeline.

### **Project Objective Assessment**

The primary objectives of the Mubi Road Bye-Pass project are to improve transportation and connectivity in the Mubi area:

1. **Improving Transportation:** The construction of the new bypass significantly enhances transportation efficiency by providing an alternative route, reducing travel time, and alleviating congestion in the region.
2. **Enhancing Connectivity:** By linking the Mubi Highway at the Dazala Axis area with Digil Village, the project improves regional connectivity, facilitating easier access to services, employment, and other opportunities.

### **Key Findings**

#### **1. Design and Construction Quality**

The design of the road, including pavement construction, drainage installations, and culverts, aligns with modern engineering practices, ensuring durability and safety.

#### **2. Procurement and Contracting Process**

The procurement and contracting processes were conducted transparently and in line with regulatory requirements. The contractor selection process was competitive, ensuring that only qualified contractor was awarded the project.

### **3. Timeliness and Budget Management**

The project's progress and budget management have been closely monitored to ensure timely completion within the allocated budget. The project is currently rated at 100% completion, having met the specified timeline of 36 months without delays.

#### **Supporting Evidence**

##### **1. Design and Construction Quality**

Regular inspections and material testing have verified the quality of construction. Detailed documentation of these inspections provides a comprehensive record of adherence to quality standards.

##### **2. Procurement and Contracting Process**

Procurement records and contract documents demonstrate compliance with established procedures, ensuring fairness and transparency.

##### **3. Timeliness and Budget Management**

Project timelines and financial records confirm that the construction was completed on schedule and within the budgeted amount of ₦3,360,305,109.03.

#### **Conclusion**

The Mubi Road Bye-Pass project has successfully met its objectives of improving transportation and connectivity in the Mubi area. The project's design and construction quality are high, with procurement processes conducted transparently and in line with regulations. The project was completed within the allocated budget of ₦3,360,305,109.03 and the specified timeline of 36 months. The new road infrastructure enhances economic growth, reduces traffic congestion, improves safety, stimulates urban development, provides environmental benefits, and significantly improves the quality of life for residents in the region.

**Pictorials**





## **10.9 CONSTRUCTION AND RENOVATION OF GENERAL HOSPITAL MUBI**

The **Construction and Renovation project of General Hospital Mubi** aims to enhance healthcare delivery in Mubi and its environs by constructing and renovating critical healthcare infrastructure. This project includes the construction of a new Outpatient Department (O.P.D) block, Maternity Centre, Laboratory Block, and the renovation of the Theatre Block. The project's total budget is **₦333,110,702.95** and has been carefully monitored to ensure timely completion and adherence to quality standards.

### **Project Objective Assessment**

The primary objectives of the project were to improve healthcare delivery and access by constructing and renovating key hospital facilities:

- 1. Construction of New O.P.D Block:** Successfully constructed to improve outpatient services and healthcare accessibility.
- 2. Construction of Maternity Centre:** Constructed to provide better maternal and child health services, ensuring safer childbirth and postnatal care.
- 3. Construction of Laboratory Block:** Completed to enhance diagnostic capabilities and improve the accuracy and speed of medical testing.
- 4. Renovation of Theatre Block:** Renovated to ensure better surgical services and improve the overall functionality and safety of surgical procedures.

## **Key Findings**

### **1. Design and Construction Quality**

The design and construction quality were crucial to the project's success, ensuring the facilities met healthcare standards. The design of all blocks was in line with modern healthcare infrastructure standards, ensuring durability, safety, and functionality.

### **2. Procurement and Contracting Process**

The contractor selection and procurement processes were competitive, ensuring qualified contractors undertook the project.

### **3. Timeliness and Budget Management**

The project was completed within the specified timeline, adhering to the budget.

## **Supporting Evidence**

### **1. Design and Construction Quality**

Regular physical inspections of the construction and renovation sites confirmed the quality of materials and adherence to project designs.

## **2. Procurement and Contracting Process**

Procurement records and contract documents demonstrated compliance with established procedures, ensuring transparency and fairness.

## **3. Timeliness and Budget Management**

Project timelines and financial records confirmed that the construction and renovation were completed on schedule and within the budgeted amounts:

- a. O.P.D block: ₦99,726,523.10
- b. Maternity Centre: ₦135,145,158.18
- c. Theatre Block: ₦19,273,112.78
- d. Laboratory Block: ₦78,965,908.89

## **Conclusion**

The Construction and Renovation project of General Hospital Mubi has successfully met its objectives of enhancing healthcare delivery and access in Mubi. The project's design and construction quality were high, with procurement processes conducted transparently and in line with regulations. The project was completed within the allocated budget of ₦333,110,702.95 and the specified timeline. The new and renovated healthcare facilities improve access to essential medical services, emergency care, and specialized treatments, contributing to the overall well-being of the community and stimulating local economic growth.



## **Pictorials**



### **10.10 CONSTRUCTION OF COTTAGE HOSPITAL GOMBI**

The Construction of **Cottage Hospital Gombi** aimed to improve healthcare delivery in Gombi and its surrounding areas. This project involved the construction of critical healthcare facilities, including an Outpatient Department (O.P.D) block, Maternity Centre, Laboratory Block, Administrative Block, Mortuary Block, and Theatre Block. The project was designed to enhance the capacity and efficiency of healthcare services, providing better medical care to the community.

#### **Project Objective Assessment**

The primary objectives of the project were to construct key hospital infrastructure to improve healthcare access and delivery:

- 1. Construction of New O.P.D Block:** Successfully constructed, providing a modern facility for outpatient services, improving patient flow and accessibility.

- 2. Construction of Maternity Centre:** Constructed to deliver comprehensive maternal and child health services, ensuring safer childbirth and postnatal care.
- 3. Construction of Laboratory Block:** Completed to enhance diagnostic capabilities, improving the accuracy and speed of medical testing.
- 4. Construction of Administrative Block:** Built to provide a functional administrative space, ensuring efficient hospital operations.
- 5. Construction of Mortuary Block:** Constructed to offer dignified and proper handling of deceased patients, addressing a critical aspect of hospital services.
- 6. Construction of Theatre Block:** Built to improve surgical services, ensuring safe and effective surgical procedures.

## **Key Findings**

### **1. Design and Construction Quality**

The design and construction quality were paramount to ensuring the facilities met healthcare standards and provided a safe and functional environment. The design of all blocks adhered to modern healthcare infrastructure standards, ensuring durability, safety, and functionality.

### **2. Procurement and Contracting Process**

The procurement and contracting processes were conducted transparently and in accordance with regulatory requirements.

### **3. Timeliness and Budget Management**

The project was completed within the specified timeline and adhered to the budget.

## **Supporting Evidence**

### **1. Design and Construction Quality**

Regular physical inspections of the construction sites confirmed the quality of materials and adherence to project designs.

### **2. Procurement and Contracting Process**

Procurement records and contract documents demonstrated compliance with established procedures, ensuring transparency and fairness.

### **3. Timeliness and Budget Management**

Project timelines and financial records confirmed that the construction was completed on schedule and within the budgeted amount of ₦293,045,630.88.

## **Conclusion**

The Construction of Cottage Hospital Gombi successfully met its objectives of enhancing healthcare delivery and access in Gombi. The project's design and construction quality were high, with procurement processes conducted transparently and in line with regulations. The project was completed within the allocated budget of ₦293,045,630.88 and the specified timeline. The new hospital facilities improve access to essential medical services, emergency care, and specialized treatments, contributing to the overall well-being of the community and stimulating local economic growth.

## **Pictorials**



### **10.11 CONSTRUCTION OF COTTAGE HOSPITAL GIREI**

The **Construction of Cottage Hospital Girei** was initiated to enhance healthcare delivery in Girei and its neighboring regions. This comprehensive project involved the construction of critical healthcare facilities, including an Outpatient Department (O.P.D) block, Maternity Centre, Laboratory Block, Administrative Block, Mortuary Block, and Theatre Block. The goal was to improve medical services and infrastructure to meet the growing healthcare needs of the community.

## **Project Objective Assessment**

The primary objectives of the project were to construct key hospital infrastructure to improve healthcare access and delivery:

- 1. Construction of New O.P.D Block:** Successfully constructed, providing a modern facility for outpatient services, enhancing patient care and accessibility.
- 2. Construction of Maternity Centre:** Completed to offer comprehensive maternal and child health services, ensuring safer childbirth and postnatal care.
- 3. Construction of Laboratory Block:** Built to enhance diagnostic capabilities, improving the accuracy and efficiency of medical testing.
- 4. Construction of Administrative Block:** Constructed to provide a functional administrative space, ensuring smooth hospital operations.
- 5. Construction of Mortuary Block:** Completed to offer dignified and proper handling of deceased patients, addressing a critical aspect of hospital services.
- 6. Construction of Theatre Block:** Built to improve surgical services, ensuring safe and effective surgical procedures.

## **Key Findings**

### **1. Design and Construction Quality**

The design of all blocks adhered to modern healthcare infrastructure standards, ensuring durability, safety, and functionality.

### **2. Procurement and Contracting Process**

The contractor selection and procurement processes were competitive, ensuring that qualified contractors undertook the project.

### **3. Timeliness and Budget Management**

The project's progress and budget management were closely monitored to ensure timely completion within the allocated budget. The project was completed within the specified timeline and adhered to the budget.

#### **Supporting Evidence**

##### **1. Design and Construction Quality**

Regular site inspections, material testing, and quality control measures confirmed adherence to the specified designs and standards.

##### **2. Procurement and Contracting Process**

Procurement records and contract documents demonstrated compliance with established procedures, ensuring transparency and fairness.

##### **3. Timeliness and Budget Management**

Project timelines and financial records confirmed that the construction was completed on schedule and within the budgeted amount of ₦293,045,630.88.

#### **Conclusion**

The Construction of Cottage Hospital Girei successfully met its objectives of enhancing healthcare delivery and access in Girei. The project's design and construction quality were high, with procurement processes conducted transparently and in line with regulations. The project was completed within the allocated budget of ₦293,045,630.88 and the specified timeline. The new hospital facilities improve access to essential medical services, emergency care, and specialized treatments, contributing to the overall well-being of the community and stimulating local economic growth.

## **Pictorials**



### **10.12 CONSTRUCTION, REHABILITATION, AND RENOVATION OF JADA SECONDARY SCHOOLS**

The comprehensive project for the **construction, rehabilitation, and renovation of Jada Secondary Schools** aims to enhance the educational infrastructure to provide a safe, inclusive, and conducive learning environment for students. This audit report covers the construction of three blocks of classrooms, the renovation of the Home Economics Laboratory, and the renovation of four additional classrooms.

#### **Project Objective Assessment**

The primary objectives of this project were to construct new educational facilities, renovate existing structures to meet modern standards, and ensure the sustainability and accessibility of these facilities for future generations. The assessment of how well these objectives were met is detailed below:

- 1. Construction of Three Blocks of Classrooms:** Successfully constructed, providing a modern and safe learning environment for students, accommodating current educational needs and future growth.
- 2. Renovation of Home Economics Laboratory:** Completed to enhance practical learning experiences for students, ensuring the facility meets contemporary educational standards.
- 3. Renovation of Four Classrooms:** Effectively renovated to improve the learning environment, ensuring safety, accessibility, and comfort for students and staff.

## **Key Findings**

### **1. Design and Construction Quality**

The design of the new classrooms and renovated facilities adhered to modern educational infrastructure standards, incorporating sustainable and environmentally friendly practices.

### **2. Procurement and Contracting Process**

The procurement and contracting processes were conducted transparently and in accordance with regulatory requirements.

### **3. Timeliness and Budget Management**

The project was completed within the specified timeline and adhered to the budget.

## **Supporting Evidence**

### **1. Design and Construction Quality**

Regular physical inspections of the construction sites confirmed the quality of materials and adherence to project designs. Discussions with school staff, project managers, and local government officials provided insights into the project's progress and impact on the community.



## **2. Procurement and Contracting Process**

Procurement records and contract documents demonstrated compliance with established procedures, ensuring transparency and fairness.

## **3. Timeliness and Budget Management**

Project timelines and financial records confirmed that the construction and renovations were completed on schedule and within the budgeted amounts.

- a. **Construction of Three Blocks of Classrooms:** ₦89,359,741.60
- b. **Renovation of Home Economics Laboratory:** ₦4,051,955.60
- c. **Renovation of Four Classrooms:**
  - a. **A3 Block:** ₦18,612,155.94
  - b. **B3 Block:** ₦17,025,128.87
  - c. **A9 Block:** ₦18,612,250.23

The total investment was efficiently utilized, resulting in the successful completion of the project, which now serves the educational needs of the community effectively.

## **Conclusion**

The construction, rehabilitation, and renovation of Jada Secondary Schools successfully met their objectives of enhancing educational infrastructure and access. The project's design and construction quality were high, with procurement processes conducted transparently and in line with regulations. The project was completed within the allocated budget of ₦89,359,741.60 for the construction of three blocks of classrooms, ₦4,051,955.60 for the renovation of the Home Economics Laboratory, and a total of ₦54,249,534.04 for the renovation of four additional classrooms. The new and renovated facilities improve educational access, promote community development, and contribute to the overall well-being and economic growth of the region.

*Report of the Auditor General on the Accounts of Adamawa State Government for the year ended 31<sup>st</sup> December 2023*

**Pictorials**



### **10.13 RENOVATION OF CLASSROOMS, HOSTEL, AND EXAMINATION HALL AT GOVERNMENT GIRLS SECONDARY SCHOOL, YOLA NORTH LOCAL GOVERNMENT**

This performance audit report provides a comprehensive overview of the renovation project undertaken at Government Girls Secondary School in Yola North Local Government Area. The project's primary aim was to enhance the educational facilities to create a safe, inclusive, and conducive learning environment for students. The project audit covers the renovation of classrooms, a hostel, and an examination hall.

#### **Project Objective Assessment**

The objectives of the renovation project were to update the school facilities to meet current educational standards, accommodate future growth, and ensure accessibility for all students, including those with disabilities. The assessment of how well these objectives were met is detailed below:

- 1. Renovation of Classrooms:** Successfully renovated multiple classroom blocks, providing modern and safe learning environments that accommodate current educational needs and future growth.
- 2. Renovation of Hostel:** Upgraded the hostel facilities to ensure a safe and comfortable living environment for students, meeting contemporary accommodation standards.
- 3. Renovation of Examination Hall:** Improved the examination hall to provide a conducive environment for academic assessments, ensuring it meets modern educational standards.

## **Key Findings**

### **1. Design and Construction Quality**

The renovations adhered to modern educational infrastructure standards, incorporating sustainable and environmentally friendly building practices.

### **2. Procurement and Contracting Process**

The contractor selection and procurement processes were competitive, ensuring that qualified contractors undertook the project.

### **3. Timeliness and Budget Management**

The project's progress and budget management were closely monitored to ensure timely completion within the allocated budget.

## **Supporting Evidence**

### **1. Design and Construction Quality**

Site inspections and material testing confirmed the use of quality materials and adherence to specified designs and standards.

### **2. Procurement and Contracting Process**

Procurement records and contract documents demonstrated compliance with established procedures, ensuring transparency and fairness.

### **3. Timeliness and Budget Management**

Project timelines and financial records confirmed that the construction and renovations were completed on schedule and within the budgeted amounts:

- a. **Lot 6D Renovation:** ₦12,019,900.00 for a block of 2 classrooms and an office.
- b. **Lot 16B Renovation:** ₦12,216,655.05 for 3 classrooms and an office.
- c. **Lot 6F Renovation:** ₦12,159,052.46 for 3 classrooms and an office.
- d. **Lot 8 Renovation:** ₦13,398,020.05 for 3 classrooms and an office.
- e. **Lot 5J Renovation:** ₦10,971,606.85 for 2 classrooms.

## **Conclusion**

The renovation project at Government Girls Secondary School in Yola North Local Government successfully met its objectives of enhancing educational infrastructure and access. The project's design and construction quality were high, with procurement processes conducted transparently and in line with regulations. The project was completed within the allocated budget of ₦60,765,234.44 for the renovation of various classroom blocks, the hostel, and the examination hall. The renovated facilities now provide improved educational access, promote community development, and contribute to the overall well-being and economic growth of the region.

## **Pictorials**



*Report of the Auditor General on the Accounts of Adamawa State Government for the year ended 31<sup>st</sup> December 2023*



---

***ANNEXURE: AUDITED FINANCIAL STATEMENTS  
FOR THE YEAR ENDED 31<sup>ST</sup> DECEMBER 2023***

---

# **PART ONE: FINANCIAL STATEMENTS**





ADAMAWA STATE GOVERNMENT OF NIGERIA  
**OFFICE OF THE ACCOUNTANT GENERAL**  
MINISTRY OF FINANCE AND BUDGET  
P.M.B 2053 YOLA, ADAMAWA STATE  
TEL: 075-624744

Ref No: \_\_\_\_\_

Date: \_\_\_\_\_

### RESPONSIBILITY FOR THE FINANCIAL STATEMENTS

The Accountant General Adamawa State accepts responsibility for the financial statements for the year ended 31<sup>st</sup> December, 2023, which have been prepared in accordance with the provisions of the Finance (Control and Management) Act 1958 now CAP F26 LFN 2004 and Adamawa State Accounting Law 2017. The Financial Statements complies with the International Public Sector Accounting Standards (IPSAS) Cash Basis General Purpose Financial Statements (GPFS) approved by FAAC, and in line with the National Chart of Accounts.

The Report of the Accountant General together with the Financial Statements for the year ended 31<sup>st</sup> December 2023 provide the record of the financial activities of Adamawa State Government for the year and the position of its financing as at the end of the year 2023. This publication is expected to serve the following purposes:

- (a) a proper documentary evidence of transparency in the government financial administration;
- (b) a permanent record of published accounts as an instrument of accountability;
- (c) a useful, concise and easy to digest information for the use of external users and;
- (d) a means of acquainting the public with the State Government financial operations and the challenges faced in discharging its financial responsibilities.

The responsibility for the preparation of the Financial Statements rests entirely with the Office of the Accountant General. Therefore, these Financial Statements reflect the financial position of Government as at 31<sup>st</sup> December, 2023 and its operations for the period ended on that date.

**KEFAS JAMES TAGWI**  
Accountant General  
Adamawa State  
April 29<sup>th</sup> 2024



ADAMAWA STATE GOVERNMENT OF NIGERIA  
**OFFICE OF THE ACCOUNTANT GENERAL**  
MINISTRY OF FINANCE AND BUDGET  
P.M.B 2053 YOLA, ADAMAWA STATE  
TEL: 075-624744

Ref No: \_\_\_\_\_

Date: \_\_\_\_\_

**STATEMENT OF SIGNIFICANT ACCOUNTING POLICIES**

The accounting policies adopted in the preparation of the financial statements of Adamawa State Government of Nigeria (“the State”), which underlie the financial information, are set below:

**IPSAS CASH BASIS OF ACCOUNTING**

The IPSAS Cash Basis of Accounting recognizes transactions and events only when Cash (including Cash Equivalents) is received or paid by the MDAs. GPFS prepared under the IPSAS Cash Basis provide readers with information about the sources of Cash raised during the period, the purposes for which Cash was used and the Cash balances at the reporting date. The measurement focus in the GPFS balances are Cash and changes during the period.

Notes to the GPFS provide additional information about liabilities, including payables and borrowings, and non-cash assets that include receivables, investments, etc.

This Accounting Policy addresses the following fundamental accounting issues:

1. Definition of Accounting Terminologies
2. Recognition of Accounting Items
3. Measurement of Accounting Items
4. Treatment of Accounting items

The Accounting Policy is subject to periodic reviews and updates as shall be deemed necessary by the Accountant General of Adamawa State.

## **Accounting Policies/Principles:**

### **A. Accounting Terminologies / Definitions**

- I. **Accounting Policies:** These are the specific principles, bases, conventions, rules and practices adopted by the Adamawa State Government in preparing and presenting its Financial Statements.
- II. **Cash:** Cash comprises cash in hand, demand deposits in financial institutions and cash equivalents.
- III. **Cash Equivalents:** These are short-term, highly liquid investments that are readily convertible to known amounts of cash and which are subject to an insignificant risk of changes in value.
- IV. **Cash Basis:** It is a basis of accounting that recognizes transactions and other events only when cash is received or paid.
- V. **Cash Flows:** These are inflows and outflows of cash. Cash flows exclude movements between items that constitute cash as these components are part of the cash management of the government rather than increases or decreases in the cash position controlled by government.
- VI. **Cash Receipts:** These are cash inflows.
- VII. **Cash Payments:** These are cash outflows.
- VIII. **Cash Controlled by Adamawa State Government:** Cash is deemed to be controlled by Adamawa State Government when the government can freely use the available cash for the achievement of its objectives or enjoy benefit from the cash, and can also exclude or regulate the access of others to that benefit. Cash collected by, or appropriated or granted to the government which the government can freely use to fund its operating objectives, such as acquiring of capital assets or repaying its debt is controlled by the government.
- IX. **Government Business Enterprise (GBE):** GBE refers to a department or agency that has all the following characteristics:

- ✓ Is an entity with the power to contract in its own name;
- ✓ Has been assigned the financial and operational authority to carry on a Business;
- ✓ Sells goods and services, in the normal course of its business, to other MDAs and the general public at a profit or full cost recovery;
- ✓ Is not reliant on continuing government funding or subvention to remain a going concern (other than purchases of outputs at arm's length); and
- ✓ Is controlled by a public sector management or the government.

X. **Notes and Schedules to the GPFS:** include narrative descriptions or more detailed schedules or analyses of amounts shown on the face of the GPFS, as well as additional information

## **B. BASIS OF PREPARATION AND LEGAL PROVISIONS**

The GPFS are prepared in accordance with International Public Sector Accounting Standards – Cash Basis (IPSAS – Cash), Finance (Control and Management) Act 1958 now CAP F26 LFN 2004 and other financial regulations of the State.

## **C. GENERAL PURPOSE FINANCIAL STATEMENTS (GPFS)**

The GPFS comprise of Statement of Cash Receipts and Payments and other statements that disclose additional information about the Cash Receipts, Payments and Balances controlled by Adamawa State Government, and Accounting Policies and Notes to the Financial Statements. In Adamawa State, the GPFS include the following:

- I. **Statement 1 - Cash Flow Statement:** Statement of Cash Receipts and Payments which:
  - recognizes all Cash Receipts, Cash Payments and Cash Balances controlled by the State government; and
  - separately identifies payments made by third parties on behalf of the State government.
- II. **Statement 2 - Statement of Assets and Liabilities:** Statement of Financial Position (also known as Balance Sheet);
- III. **Statement 3 - Statement of Consolidated Revenue Fund:** Statement Recurrent Financial Performance (also known as Profit & Loss Account);

- IV. **Statement 4** - Statement of Capital Development Fund: Statement of Capital Financial Performance (also known as Capital Expenditure);
- V. **Notes to the Accounts:** Additional disclosures to explain the GPFS; and
- VI. Accounting Policies and Explanatory Notes.

#### **D. FUNDAMENTAL ACCOUNTING CONCEPTS**

The following fundamental accounting concepts are taken as the basis of preparation of all accounts and reporting in Adamawa State:

- Understandability;
- Materiality;
- Relevance;
- Going Concern Concept;
- Consistency Concept;
- Prudence;
- Completeness;
- Comparability; etc.

#### **E. ACCOUNTING PERIOD**

The accounting year (2023) is from 1st January to 31st December. Each accounting year is divided into 12 calendar months (periods) and is set up as such in the accounting system.

#### **F. REPORTING CURRENCY**

The General Purpose GPFS are prepared in Nigerian Naira.

#### **G. MDAs FOR CONSOLIDATION**

The Consolidation of the GPFS are based on the Cash transactions of all Ministries, Department and Agencies (MDAs) of Adamawa State Government except Government Business Enterprises (GBEs).

## **H. COMPARATIVE INFORMATION**

The Financial Statements discloses all numerical information relating to previous period.

## **I. BUDGET FIGURES**

These are figures from the approved annual budget and supplementary budget as approved in accordance with the Appropriation Law of Adamawa State 2023. IPSAS 24 requires that an entity to present a comparison of budget amount for which it is held publicly accountable and actual amount either as a separate additional Financial Statement or as additional budget columns in the financial statements. Adamawa State Government opted for the latter.

## **J. RECEIPTS**

These are Cash inflows within the Financial Year. They comprise of receipts from Statutory Allocations (FAAC monthly disbursement), Taxes, External Assistance (from Bilateral and Multilateral Agencies), Other Aid and Grants, Other Borrowings, Capital Receipts (Sale of Government Assets, etc), Receipts from Trading activities and Other Cash Receipts. These items are disclosed at the face of the GPFS for the year in accordance with the standardised GPFS. Notes shall be provided as per standardised Notes to GPFS.

## **K. EXTERNAL ASSISTANCE**

These are Funds received from external sources to be paid back at an agreed period of time. They are categorised either as Bilateral or Multilateral. External Loans receipts are disclosed separately under Cash Flow Statement and Statement of Capital Development Fund.

## **L. OTHER BORROWINGS / GRANTS & AID RECEIVED**

Loans are disclosed separately and Grants are also separately disclosed under Cash Flow Statement and Statement of Capital Development Fund.

**M. INTEREST RECEIVED**

Interest actually received during the financial year are treated as a receipt under Independent Revenue.

**N. GOVERNMENT BUSINESS ACTIVITIES**

Cash Receipts from Trading Activities shall be received net (after deducting direct expenses) unless otherwise provided for by law or policy in force. Total receipts from all trading activities shall be disclosed in the Statement of Cash Receipts and Payments under 'Trading Activities' item.

Where gross revenue is received, corresponding payments shall be charged under a corresponding payment item head 'Government Business Activities' in the Statement of Receipts and Payments.

**O. PAYMENTS**

These are Recurrent Cash Outflows made during the financial year and shall be categorised by Economic classification in the Cash Flow Statement.

Payments for purchase of items of capital nature (e.g., PPE) shall be expensed in the year in which the item has been purchased. It shall be disclosed under Investing Activities in the Cash Flow Statement.

**P. LOANS GRANTED**

Payments to other Government and Agencies in form of Loans during the year shall be shown separately in the Statement of Receipts and Payments. Amount disclosed shall be actual amount paid during the year.

**Q. LOAN REPAYMENTS**

Cash receipts from loans granted to other agencies and government shall be classified under loan repayments in the Statement of Receipts and Payments. Amount disclosed shall be actual amount received during the year.

**R. INTEREST ON LOANS**

Actual Interest on loans and other bank commissions charged on Bank Accounts during the year shall be treated as payments and disclosed under interest payment in the Statement of Cash Receipts and Payments

**S. FOREIGN CURRENCY TRANSACTIONS**

Foreign Currency Transactions throughout the year shall be converted into Nigerian Naira at the ruling (Central Bank of Nigeria –CBN) rate of exchange at the dates of the transactions. Foreign currency balances, as at the year end, shall be translated at the exchange rates prevailing on that date.

At the end of the financial year, additional amounts (in cash or at bank) arising out of Foreign Exchange Gains/Losses shall be recognised in the Statement of Cash Receipts and Payments either as Receipts/Payments respectively.

**T. INVESTMENTS**

Cash Payments made for investment purposes such as purchase of Government Stock, Treasury Bills and Certificates of Deposit, are Capital Costs and are disclosed as purchase of Financial Instruments or may be given an appropriate name as the case may be. They are separately disclosed in the GPFS under capital payments.

Both Domestic and Foreign Investments are stated at cost in the statement of Financial Position. Foreign investments shall be stated at the closing rate of the financial year.



**U. CASH BALANCES**

This includes Cash in Hand, at Bank and Cash Equivalents at the end of the financial year.

**V. ADVANCES**

All Cash Advances shall be retired before the end of the financial year. However, should circumstances occur (including an Emergency) where either an advance is given out close to the financial year end or an advance already given could not be accounted for, such an advance (or balance outstanding) shall be treated as cash equivalent since there shall be no proof that such funds have been utilised.

**W. TRANSFERS**

Transfers shall always be made from Consolidated Revenue Fund to Capital Development Fund within or at year end, when the need arises. Where funds are received (i.e., Overdraft) for the purpose of financing recurrent expenditure item(s) (e.g., salaries and wages), such funds shall be transferred from Capital Development Fund to Consolidated Revenue Fund.



**KEFAS JAMES TAGWI**

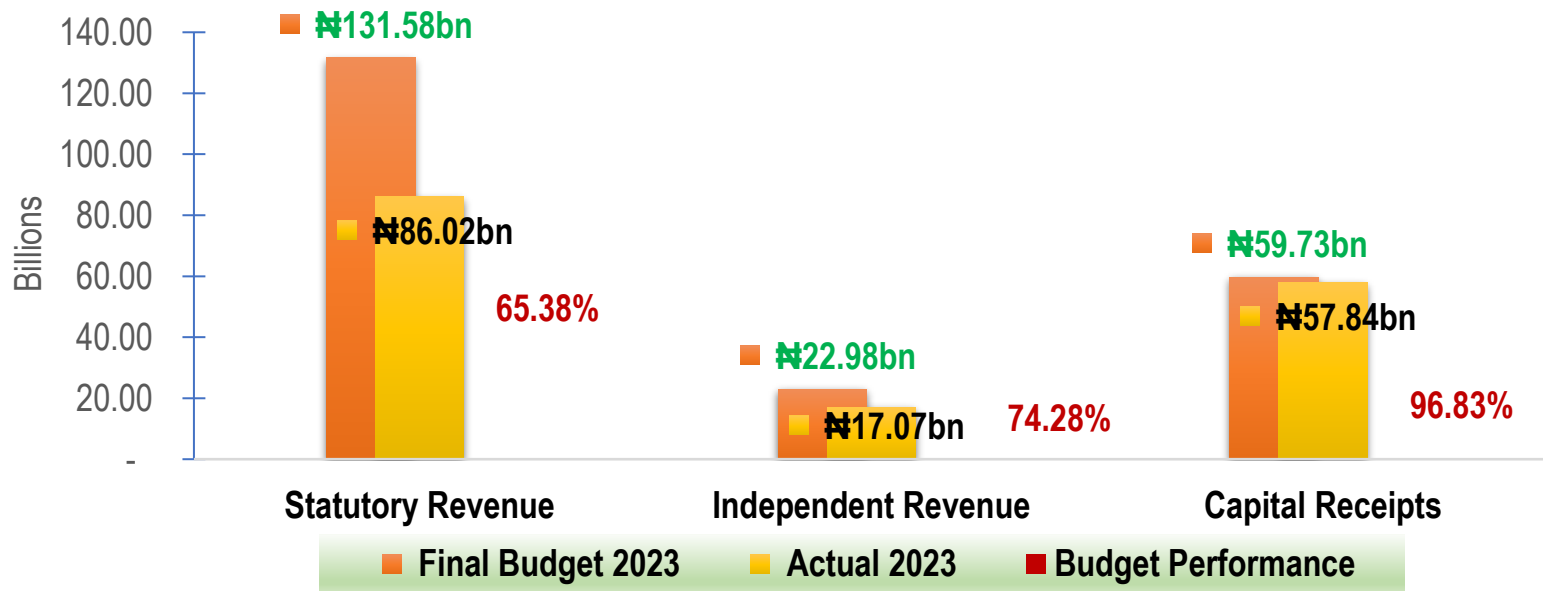
Accountant General

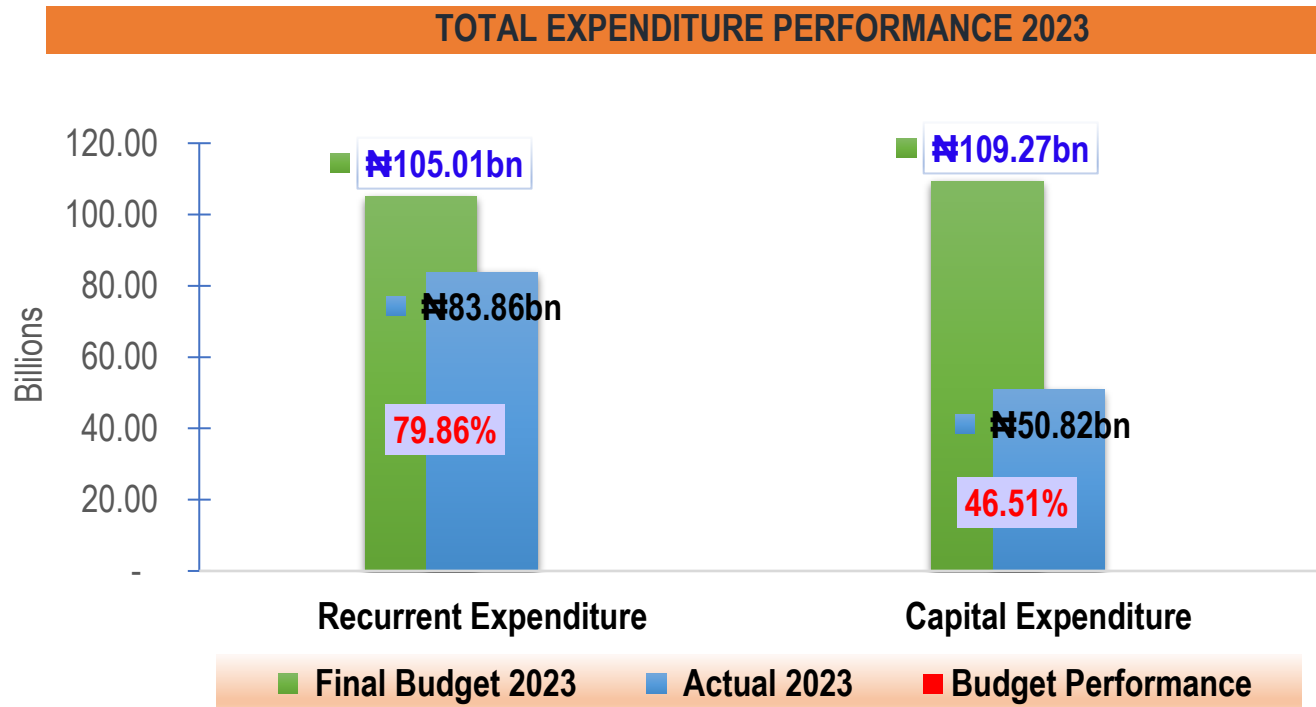
Adamawa State

April 29<sup>th</sup> 2024

## BUDGET PERFORMANCE HIGHLIGHTS

### TOTAL REVENUE PERFORMANCE 2023





Report of the Auditor General on the Accounts of Adamawa State Government for the year ended 31st December 2023

CONSOLIDATED FINANCIAL SUMMARY FOR THE YEAR ENDED 31ST DECEMBER, 2023

	Actual	Actual	Final Budget	Original Budget	Supplementary Budget	Variance
	2022	2023	2023	2023	2023	2023
	₦	₦	₦	₦	₦	₦
<b>Opening Balance</b>	<b>6,489,973,144.28</b>	<b>10,276,825,186.52</b>	-	-		
<b>Receipts:</b>						
Statutory Revenue	67,284,139,642.11	86,020,124,484.61	131,577,843,718.31	111,873,449,914.67	20,261,914,707.63	(45,557,719,233.70)
Independent Revenue	13,175,774,969.53	17,066,189,975.84	22,975,298,977.99	22,417,778,074.00	-	(5,909,109,002.15)
Aids and Grants	9,217,608,266.19	27,836,388,645.25	19,529,071,071.33	14,529,071,071.33	5,000,000,000.00	8,307,317,573.92
Other Capital Receipts	-	-	-	-	-	-
<b>Total Current Year Receipts</b>	<b>89,677,522,877.83</b>	<b>130,922,703,105.71</b>	<b>174,082,213,767.63</b>	<b>148,820,299,060.00</b>	<b>25,261,914,707.63</b>	<b>(43,159,510,661.92)</b>
<b>Total Project Funds Available</b>	<b>96,167,496,022.11</b>	<b>141,199,528,292.23</b>	<b>174,082,213,767.63</b>	<b>148,820,299,060.00</b>	<b>25,261,914,707.63</b>	<b>(32,882,685,475.40)</b>
<b>Payments:</b>						
<b>Recurrent Expenditure:</b>						
Personnel Cost	30,366,980,051.40	32,957,211,630.04	40,455,563,940.00	34,820,222,940.00	-	7,498,352,309.96
Social Benefits	8,203,053,038.89	7,885,676,819.68	8,598,142,200.00	9,382,678,600.00	-	712,465,380.32
Overhead Cost	20,881,915,073.16	25,102,812,433.49	36,460,144,197.00	41,068,530,897.00	-	11,357,331,763.51
Public Debt Charges - Loans Repayment	10,239,974,430.48	17,368,534,264.18	18,867,582,100.00	18,710,000,000.00	-	1,499,047,835.82
Public Debt Charges (Excluding Loans Repayment)	677,477,291.64	543,356,781.50	630,000,000.00	1,030,000,000.00	-	86,643,218.50
Transfers/Other Payments	-	-	-	-	-	-
<b>Total Recurrent Expenditure</b>	<b>70,369,399,885.57</b>	<b>83,857,591,928.89</b>	<b>105,011,432,437.00</b>	<b>105,011,432,437.00</b>	<b>-</b>	<b>21,153,840,508.11</b>
<b>Capital Expenditure:</b>						
Capital Expenditure: Administrative Sector	2,966,926,144.82	2,469,468,525.00	10,248,633,234.00	8,290,156,534.00	1,075,000,000.00	7,779,164,709.00
Capital Expenditure: Economic Sector	19,729,518,579.07	38,172,767,231.10	68,459,444,228.91	36,286,834,044.00	27,045,661,284.91	30,286,676,997.81
Capital Expenditure: Law and Justice	-	100,000.00	624,037,860.00	624,037,860.00	-	623,937,860.00
Capital Expenditure: Regional Development	2,980,275.00	32,476,864.00	506,883,392.00	506,611,992.00	-	474,406,528.00
Capital Expenditure: Social Service Sector	15,304,432,615.83	10,146,914,366.64	29,430,537,615.72	24,299,981,193.00	11,141,253,422.72	19,283,623,249.08
<b>Total Capital Expenditure</b>	<b>38,003,857,614.72</b>	<b>50,821,726,986.74</b>	<b>109,269,536,330.63</b>	<b>70,007,621,623.00</b>	<b>39,261,914,707.63</b>	<b>58,447,809,343.89</b>
<b>Total Expenditure</b>	<b>108,373,257,500.29</b>	<b>134,679,318,915.63</b>	<b>214,280,968,767.63</b>	<b>175,019,054,060.00</b>	<b>39,261,914,707.63</b>	<b>79,601,649,852.00</b>
Budget Surplus/(Deficit)	(12,205,761,478.18)	6,520,209,376.60	(40,198,755,000.00)	(26,198,755,000.00)	(14,000,000,000.00)	
<b>Movement in Other Cash Equivalent Accounts</b>						
BTL Receipts	38,621,524,613.14	42,643,129,745.36	-	-	-	-
BTL Payments	(36,184,364,755.26)	(41,522,000,969.72)	-	-	-	-
<b>Net Movement in Other Cash Equivalent Accounts</b>	<b>2,437,159,857.88</b>	<b>1,121,128,775.64</b>	<b>-</b>	<b>-</b>	<b>-</b>	<b>-</b>
<b>Financing of Deficit by Borrowing:</b>						
Internal Loans	20,045,426,806.82	30,000,000,000.00	36,699,280,000.00	22,699,280,000.00	14,000,000,000.00	(6,699,280,000.00)
External Loans	-	-	3,499,475,000.00	3,499,475,000.00	-	(3,499,475,000.00)
<b>Total Loans</b>	<b>20,045,426,806.82</b>	<b>30,000,000,000.00</b>	<b>40,198,755,000.00</b>	<b>26,198,755,000.00</b>	<b>14,000,000,000.00</b>	<b>(10,198,755,000.00)</b>
<b>Closing Cash Balance</b>	<b>10,276,825,186.52</b>	<b>37,641,338,152.24</b>	<b>-</b>	<b>-</b>	<b>-</b>	<b>-</b>

FIVE YEARS FINANCIAL SUMMARY

	2023 ₦	2022 ₦	2021 ₦	2020 ₦	2019 ₦
<b>RECEIPTS:</b>					
Statutory Revenue	86,020,124,484.61	67,284,139,642.11	60,165,256,430.51	55,708,579,850.99	58,015,578,561.60
Independent Revenue	17,066,189,975.84	13,175,774,969.53	13,011,611,228.12	7,739,814,375.08	9,704,650,185.42
Capital Receipts	57,836,388,645.25	29,263,035,073.01	21,031,668,295.64	37,973,187,712.87	26,788,068,752.03
Other Receipts	-	-	-	-	-
BTL Receipts	42,643,129,745.36	38,621,524,613.14	31,928,629,327.17	36,199,866,428.66	29,869,712,472.80
<b>TOTAL RECEIPTS</b>	<b>203,565,832,851.07</b>	<b>148,344,474,297.79</b>	<b>126,137,165,281.45</b>	<b>137,621,448,367.60</b>	<b>124,378,009,971.85</b>
<b>PAYMENTS:</b>					
Employees Compensation	40,842,888,449.72	38,570,033,090.29	34,822,755,252.76	35,140,576,340.53	24,298,455,866.62
Overhead Cost	25,102,812,433.49	20,881,915,073.16	17,092,612,513.74	17,452,824,315.84	21,334,818,379.28
Public Debt Charges (Excluding Loans Repayments)	543,356,781.50	677,477,291.64	857,445,868.57	857,105,865.58	7,864,834,852.98
Public Debt Charges (Loans Repayments)	17,368,534,264.18	10,239,974,430.48	22,522,156,382.09	13,312,388,613.98	19,573,248,537.56
Capital Expenditure	50,821,726,986.74	38,003,857,614.72	24,589,076,114.96	21,302,653,913.13	20,726,987,838.20
BTL Payments	41,522,000,969.72	36,184,364,755.26	32,212,321,276.54	37,801,729,695.87	31,509,103,738.87
<b>TOTAL PAYMENTS</b>	<b>176,201,319,885.35</b>	<b>144,557,622,255.55</b>	<b>132,096,367,408.67</b>	<b>125,867,278,744.93</b>	<b>125,307,449,213.51</b>
<b>CASH BALANCES:</b>					
Net Cash Surplus/(Deficit)	27,364,512,965.72	3,786,852,042.24	(5,959,202,127.22)	11,754,169,622.67	(929,439,241.66)
Opening Cash Balance	10,276,825,186.52	6,489,973,144.28	12,449,175,271.50	695,005,648.83	1,624,444,890.49
<b>CLOSING CASH BALANCE</b>	<b>37,641,338,152.24</b>	<b>10,276,825,186.52</b>	<b>6,489,973,144.28</b>	<b>12,449,175,271.50</b>	<b>695,005,648.83</b>

**STATEMENT NO. 1**  
**CASH FLOW STATEMENT FOR THE YEAR ENDED 31ST DECEMBER, 2023**

Final Budget 2023		Notes	Actual 2023	Actual 2022
₦			₦	₦
	<b>Operating Activities</b>			
	<b>Receipts</b>			
131,577,843,718.31	Statutory Revenue	1	86,020,124,484.61	67,284,139,642.11
<b>131,577,843,718.31</b>	<b>Sub-total Statutory Revenue</b>		<b>86,020,124,484.61</b>	<b>67,284,139,642.11</b>
9,856,931,345.08	Personal Taxes	2	9,236,788,191.98	8,390,493,045.51
4,861,153,196.44	Other Taxes	2	3,932,865,193.77	468,304,928.56
180,587,484.34	Licences - General	2	98,177,224.34	151,390,712.06
2,100,000.00	Mining Rents	2	2,100,000.00	510,000.00
5,045,166,264.69	Fees - General	2	2,404,864,718.59	2,161,858,492.43
50,250,975.02	Fines - General	2	23,630,475.02	31,683,514.40
317,564,327.71	Sales - General	2	151,464,367.00	170,790,611.00
2,009,723,576.81	Earnings -General	2	955,198,051.86	1,657,183,913.62
230,503,045.50	Rent on Government Buildings - General	2	185,039,045.50	118,502,859.00
72,794,606.40	Rent on Land & Others - General	2	44,033,991.78	23,918,236.55
234,024,156.00	Repayments - General	2	32,024,156.00	355,781.78
110,200,000.00	Investment Income	2	4,560.00	-
2,300,000.00	Interest Earned	2	-	782,874.62
2,000,000.00	Re-Imbursement General	2	-	-
<b>22,975,298,977.99</b>	<b>Sub-total Independent Revenue</b>		<b>17,066,189,975.84</b>	<b>13,175,774,969.53</b>
<b>154,553,142,696.30</b>	<b>Total Receipts</b>		<b>103,086,314,460.46</b>	<b>80,459,914,611.64</b>
	<b>Payments</b>			
(40,455,563,940.00)	Personnel Cost	8	(32,957,211,630.04)	(30,366,980,051.40)
(8,598,142,200.00)	Social Benefits	9	(7,885,676,819.68)	(8,203,053,038.89)
(36,460,144,197.00)	Overhead Cost	10	(25,102,812,433.49)	(20,881,915,073.16)
(630,000,000.00)	Public Debt Charges (Excluding Loans Repayment)	11b	(543,356,781.50)	(677,477,291.64)
-	Transfers/Other Payments	12	-	-
<b>(86,143,850,337.00)</b>	<b>Total Payments</b>		<b>(66,489,057,664.71)</b>	<b>(60,129,425,455.09)</b>
<b>68,409,292,359.30</b>	<b>Net Cash flow from Operating Activities</b>		<b>36,597,256,795.75</b>	<b>20,330,489,156.55</b>
	<b>Investing Activities</b>			

CASH FLOW STATEMENT FOR THE YEAR ENDED 31ST DECEMBER, 2023

Final Budget 2023		Notes	Actual 2023	Actual 2022
₦			₦	₦
(10,248,633,234.00)	Capital Expenditure: Administrative Sector	14	(2,469,468,525.00)	(2,966,926,144.82)
(68,459,444,228.91)	Capital Expenditure: Economic Sector	14	(38,172,767,231.10)	(19,729,518,579.07)
(624,037,860.00)	Capital Expenditure: Law and Justice	14	(100,000.00)	-
(506,883,392.00)	Capital Expenditure: Regional Development	14	(32,476,864.00)	(2,980,275.00)
(29,430,537,615.72)	Capital Expenditure: Social Service Sector	14	(10,146,914,366.64)	(15,304,432,615.83)
<b>(109,269,536,330.63)</b>	<b>Net Cash Flow from Investing Activities</b>		<b>(50,821,726,986.74)</b>	<b>(38,003,857,614.72)</b>
	<b>Financing Activities</b>			
19,529,071,071.33	Proceeds from Aids and Grants	3	27,836,388,645.25	9,217,608,266.19
-	Proceeds from Other Capital Receipts	4	-	-
36,699,280,000.00	Proceeds from Internal Loans	5	30,000,000,000.00	20,045,426,806.82
3,499,475,000.00	Proceeds from External Loans	6	-	-
(18,867,582,100.00)	Repayment of Loans	11a	(17,368,534,264.18)	(10,239,974,430.48)
<b>40,860,243,971.33</b>	<b>Net Cash Flow from Financing Activities</b>		<b>40,467,854,381.07</b>	<b>19,023,060,642.53</b>
	<b>Movement in Other Cash Equivalent Accounts</b>			
	BTL Receipts	7	42,643,129,745.36	38,621,524,613.14
	BTL Payments	13	(41,522,000,969.72)	(36,184,364,755.26)
	<b>Net Movement in Other Cash Equivalent Accounts</b>		<b>1,121,128,775.64</b>	<b>2,437,159,857.88</b>
	<b>- Net Surplus/(Deficit) for the Year</b>		<b>27,364,512,965.72</b>	<b>3,786,852,042.24</b>
	Add: Opening Balance		10,276,825,186.52	6,489,973,144.28
	<b>- Closing Cash Balance</b>		<b>37,641,338,152.24</b>	<b>10,276,825,186.52</b>

The Accompanying Notes form part of these Statements



APRIL 29th 2024

**Kefas James Tagwi, ACA**

Accountant General

Adamawa State

**STATEMENT NO. 2**  
**STATEMENT OF ASSETS AND LIABILITIES AS AT 31ST DECEMBER 2023**

	Notes	2023	2022
		₦	₦
<b>ASSETS:</b>			
<b>Liquid Assets</b>			
Treasuries and Banks	15	37,641,338,152.24	10,276,825,186.52
<b>Sub Total Liquid Assets</b>		<b>37,641,338,152.24</b>	<b>10,276,825,186.52</b>
<b>Investments and Other Assets</b>			
Investments	16	4,553,235,679.07	4,553,235,679.07
Liability Over Assets	17	224,521,487,170.19	166,367,698,289.52
<b>Sub Total Investments and Other Assets</b>		<b>229,074,722,849.26</b>	<b>170,920,933,968.59</b>
<b>TOTAL ASSETS</b>		<b>266,716,061,001.50</b>	<b>181,197,759,155.11</b>
<b>LIABILITIES:</b>			
<b>Public Funds</b>			
Consolidated Revenue Fund	18a	29,516,532,683.09	9,166,681,375.88
Capital Development Fund	18b	8,124,805,469.15	1,110,143,810.64
<b>Sub Total Public Funds</b>		<b>37,641,338,152.24</b>	<b>10,276,825,186.52</b>
<b>Domestic Debts and External Loans</b>			
Domestic Debts	19	136,260,169,657.91	124,000,573,916.51
External Loans	20	92,814,553,191.35	46,920,360,052.08
<b>Sub Total Domestic and External Loans</b>		<b>229,074,722,849.26</b>	<b>170,920,933,968.59</b>
<b>TOTAL LIABILITIES</b>		<b>266,716,061,001.50</b>	<b>181,197,759,155.11</b>

The Accompanying Notes form part of these Statements



**Kefas James Tagwi, ACA**  
Accountant General  
Adamawa State

APRIL 29th 2024



Report of the Auditor General on the Accounts of Adamawa State Government for the year ended 31st December 2023

STATEMENT NO. 3  
STATEMENT OF CONSOLIDATED REVENUE FUND FOR THE YEAR ENDED 31ST DECEMBER, 2023

Actual 2022		Notes	Actual 2023	Final Budget 2023	Original Budget 2023	Supplementary Budget 2023	Variance 2023
₦			₦	₦	₦	₦	₦
2,839,006,791.93	OPENING BALANCE		9,166,681,375.88				
	Add: Revenue						
	<b>REVENUE</b>						
67,284,139,642.11	Statutory Revenue	1	86,020,124,484.61	131,577,843,718.31	111,873,449,914.67	20,261,914,707.63	(45,557,719,233.70)
67,284,139,642.11	<b>Sub-total Statutory Revenue</b>		<b>86,020,124,484.61</b>	<b>131,577,843,718.31</b>	<b>111,873,449,914.67</b>	<b>20,261,914,707.63</b>	<b>(45,557,719,233.70)</b>
8,390,493,045.51	Personal Taxes	2	9,236,788,191.98	9,856,931,345.08	8,244,869,000.00	-	(620,143,153.10)
468,304,928.56	Other Taxes	2	3,932,865,193.77	4,861,153,196.44	3,891,600,000.00	-	(928,288,002.67)
151,390,712.06	Licences - General	2	98,177,224.34	180,587,484.34	94,547,700.00	-	(82,410,260.00)
510,000.00	Mining Rents	2	2,100,000.00	2,100,000.00	-	-	-
2,161,858,492.43	Fees - General	2	2,404,864,718.59	5,045,166,264.69	8,194,408,459.73	-	(2,640,301,546.10)
31,683,514.40	Fines - General	2	23,630,475.02	50,250,975.02	31,400,000.00	-	(26,620,500.00)
170,790,611.00	Sales - General	2	151,464,367.00	317,564,327.71	247,988,485.71	-	(166,099,960.71)
1,657,183,913.62	Earnings - General	2	955,198,051.86	2,009,723,576.81	1,179,000,428.56	-	(1,054,525,524.95)
118,502,859.00	Rent on Government Buildings - General	2	185,039,045.50	230,503,045.50	145,464,000.00	-	(45,464,000.00)
23,918,236.55	Rent on Land & Others - General	2	44,033,991.78	72,794,606.40	72,000,000.00	-	(28,760,614.62)
355,781.78	Repayments - General	2	32,024,156.00	234,024,156.00	202,000,000.00	-	(202,000,000.00)
-	Investment Income	2	4,560.00	110,200,000.00	110,200,000.00	-	(110,195,440.00)
782,874.62	Interest Earned	2	-	2,300,000.00	2,300,000.00	-	(2,300,000.00)
-	Re-Imbursement General	2	-	2,000,000.00	2,000,000.00	-	(2,000,000.00)
13,175,774,969.53	<b>Sub-total Independent Revenue</b>		<b>17,066,189,975.84</b>	<b>22,975,298,977.99</b>	<b>22,417,778,074.00</b>	<b>-</b>	<b>(5,909,109,002.15)</b>
80,459,914,611.64	<b>TOTAL REVENUE</b>		<b>103,086,314,460.46</b>	<b>154,553,142,696.30</b>	<b>134,291,227,988.67</b>	<b>20,261,914,707.63</b>	<b>(51,466,828,235.84)</b>
83,298,921,403.57	<b>TOTAL RECURRENT REVENUE AVAILABLE</b>		<b>112,252,995,836.34</b>	<b>154,553,142,696.30</b>	<b>134,291,227,988.67</b>	<b>20,261,914,707.63</b>	<b>(51,466,828,235.84)</b>
	<b>EXPENDITURE:</b>						
30,366,980,051.40	Personnel Cost	8	32,957,211,630.04	40,455,563,940.00	34,820,222,940.00	-	7,498,352,309.96
8,203,053,038.89	Social Benefits	9	7,885,676,819.68	8,598,142,200.00	9,382,678,600.00	-	712,465,380.32
20,881,915,073.16	Overhead Cost	10	25,102,812,433.49	36,460,144,197.00	41,068,530,897.00	-	11,357,331,763.51
10,239,974,430.48	Public Debt Charges - Loans Repayment	11a	17,368,534,264.18	18,867,582,100.00	18,710,000,000.00	-	1,499,047,835.82
677,477,291.64	Public Debt Charges (Excluding Loans Repayment)	11b	543,356,781.50	630,000,000.00	1,030,000,000.00	-	86,643,218.50
70,369,399,885.57	<b>TOTAL EXPENDITURE</b>		<b>83,857,591,928.89</b>	<b>105,011,432,437.00</b>	<b>105,011,432,437.00</b>	<b>-</b>	<b>21,153,840,508.11</b>
12,929,521,518.00	<b>OPERATING BALANCE</b>		<b>28,395,403,907.45</b>	<b>49,541,710,259.30</b>	<b>29,279,795,551.67</b>	<b>20,261,914,707.63</b>	<b>(72,620,668,743.95)</b>
	<b>Movement in Other Cash Equivalent Accounts</b>						
38,621,524,613.14	BTL Receipts	7	42,643,129,745.36	-	-	-	-
(36,184,364,755.26)	BTL Payments	13	(41,522,000,969.72)	-	-	-	-
2,437,159,857.88	<b>Net Movement in Other Cash Equivalent Accounts</b>		<b>1,121,128,775.64</b>	<b>-</b>	<b>-</b>	<b>-</b>	<b>-</b>
	<b>TRANSFERS</b>						
-	Transfers/Other Payments	12	-	-	-	-	-
(6,200,000,000.00)	Transfer to Capital Development Fund		-	-	-	-	-
-	Transfer from Capital Development Fund		-	-	-	-	-
(6,200,000,000.00)	<b>TRANSFERS SUB-TOTAL</b>		<b>-</b>	<b>-</b>	<b>-</b>	<b>-</b>	<b>-</b>
9,166,681,375.88	<b>CLOSING BALANCE</b>		<b>29,516,532,683.09</b>			<b>20,261,914,708</b>	

The Accompanying Notes form part of these Statements



Kefas James Tagwi, ACA  
Accountant General  
Adamawa State

APRIL 29th 2024

Report of the Auditor General on the Accounts of Adamawa State Government for the year ended 31st December 2023

STATEMENT NO. 4  
STATEMENT OF CAPITAL DEVELOPMENT FUND FOR THE YEAR ENDED 31ST DECEMBER, 2023

Actual 2022		NOTES	Actual 2023	Final Budget 2023	Original Budget 2023	Supplementary Budget 2023	Variance 2023
₦			₦	₦	₦	₦	₦
3,650,966,352.35	<b>OPENING BALANCE</b>		1,110,143,810.64				
	<b>Add: Revenue (Capital Receipts)</b>						
6,200,000,000.00	Transfer from Consolidated Revenue Fund		-				
9,217,608,266.19	Aids and Grants	3	27,836,388,645.25	19,529,071,071.33	14,529,071,071.33	5,000,000,000.00	8,307,317,573.92
-	Other Capital Receipts	4	-	-	-	-	-
20,045,426,806.82	Internal Loans	5	30,000,000,000.00	36,699,280,000.00	22,699,280,000.00	14,000,000,000.00	(6,699,280,000.00)
-	External Loans	6	-	3,499,475,000.00	3,499,475,000.00	-	(3,499,475,000.00)
<b>35,463,035,073.01</b>	<b>CAPITAL RECEIPTS SUB-TOTAL</b>		<b>57,836,388,645.25</b>	<b>59,727,826,071.33</b>	<b>40,727,826,071.33</b>	<b>19,000,000,000.00</b>	<b>(1,891,437,426.08)</b>
-	Transfer to Consolidated Revenue Fund		-				
<b>39,114,001,425.36</b>	<b>TOTAL CAPITAL REVENUE AVAILABLE</b>		<b>58,946,532,455.89</b>	<b>59,727,826,071.33</b>	<b>40,727,826,071.33</b>	<b>19,000,000,000.00</b>	<b>(781,293,615.44)</b>
	<b>CAPITAL EXPENDITURE</b>						
2,966,926,144.82	Capital Expenditure: Administrative Sector	14	2,469,468,525.00	10,248,633,234.00	8,290,156,534.00	1,075,000,000.00	7,779,164,709.00
19,729,518,579.07	Capital Expenditure: Economic Sector	14	38,172,767,231.10	68,459,444,228.91	36,286,834,044.00	27,045,661,284.91	30,286,676,997.81
-	Capital Expenditure: Law and Justice	14	100,000.00	624,037,860.00	624,037,860.00	-	623,937,860.00
2,980,275.00	Capital Expenditure: Regional Development	14	32,476,864.00	506,883,392.00	506,611,992.00	-	474,406,528.00
15,304,432,615.83	Capital Expenditure: Social Service Sector	14	10,146,914,366.64	29,430,537,615.72	24,299,981,193.00	11,141,253,422.72	19,283,623,249.08
<b>38,003,857,614.72</b>	<b>TOTAL CAPITAL EXPENDITURE</b>		<b>50,821,726,986.74</b>	<b>109,269,536,330.63</b>	<b>70,007,621,623.00</b>	<b>39,261,914,707.63</b>	<b>58,447,809,343.89</b>
<b>1,110,143,810.64</b>	<b>CLOSING BALANCE</b>		<b>8,124,805,469.15</b>				

The Accompanying Notes form part of these Statements



APRIL 29th 2024

**Kefas James Tagwi, ACA**  
Accountant General  
Adamawa State

NOTES TO THE FINANCIAL STATEMENTS

Description	Actual 2023	Actual 2022
	₦	₦
<b>Note 1: State Government Share of Statutory Revenues</b>		
STATE GOVERNMENT SHARE OF STATUTORY REVENUES (1A)	31,031,254,691.44	36,797,278,428.29
STATE GOVERNMENT SHARE OF VAT (1B)	35,082,211,604.63	25,253,618,243.92
STATE GOVERNMENT SHARE OF OTHER FAAC REVENUES (1C)	19,906,658,188.54	5,233,242,969.90
<b>Note 1: State Government Share of Statutory Revenues Total</b>	<b>86,020,124,484.61</b>	<b>67,284,139,642.11</b>
<b>Note 2: Independent Revenue</b>		
<b>120101 - PERSONAL TAXES</b>		
022000800100 - Board of Internal Revenue	9,236,788,191.98	8,390,493,045.51
<b>120101 - PERSONAL TAXES Total</b>	<b>9,236,788,191.98</b>	<b>8,390,493,045.51</b>
<b>120103 - OTHER TAXES</b>		
021500100100 - Ministry of Agriculture	434,091,860.00	94,514,950.00
022000800100 - Board of Internal Revenue	2,237,899,680.19	358,788,416.08
026000100100 - Ministry of Lands and Survey	9,150,000.00	3,231,062.48
056800300100 - College of Agriculture Ganye	-	307,000.00
056801800100 - Adamawa State Polytechnic Yola	-	6,505,000.00
056802100100 - Adamawa State University Mubi	1,251,723,653.58	4,958,500.00
<b>120103 - OTHER TAXES Total</b>	<b>3,932,865,193.77</b>	<b>468,304,928.56</b>
<b>120201 - LICENCES - GENERAL</b>		
021500100100 - Ministry of Agriculture	-	1,415,080.00
022000800100 - Board of Internal Revenue	80,525,034.34	128,537,432.06
022200100100 - Ministry of Commerce	179,790.00	-
022900100100 - Ministry of Transportation	5,964,500.00	10,722,500.00

NOTES TO THE FINANCIAL STATEMENTS CONTD.

Description	Actual 2023	Actual 2022
	₦	₦
022905300100 - Adamawa Transport Company	6,790,000.00	5,652,500.00
023300100100 - Ministry of Mineral Resources Development	1,400,000.00	720,000.00
026500100100 - Ministry of Livestock & Aquaculture Development	2,172,500.00	2,573,700.00
026600100100 - Ministry of Entrepreneurship Development	99,000.00	10,000.00
051400100100 - Ministry of Women Affairs	47,000.00	195,500.00
052100100100 - Ministry of Health and Human Services	154,000.00	600,000.00
052110300100 - Adamawa Traditional Medicine Board	311,000.00	330,500.00
053500100100 - Ministry of Environment and Natural Resources Development	534,400.00	633,500.00
<b>120201 - LICENCES - GENERAL Total</b>	<b>98,177,224.34</b>	<b>151,390,712.06</b>
<b>120202 - MINING RENTS</b>		
023300100100 - Ministry of Mineral Resources Development	2,100,000.00	510,000.00
<b>120202 - MINING RENTS Total</b>	<b>2,100,000.00</b>	<b>510,000.00</b>
<b>120204 - FEES - GENERAL</b>		
011101000100 - Bureau for Public Procurement	125,701,626.55	70,953,736.32
011101800100 - Internal Affairs and Special Services	2,104,850.00	2,080,400.00
012301300100 - Government Printing Press	2,427,030.00	994,350.00
021500100100 - Ministry of Agriculture	7,971,350.00	13,524,100.00
021510300100 - Adamawa Agricultural Mechanization Authority	-	300,000.00
022000800100 - Board of Internal Revenue	39,044,600.80	44,520,880.16
022200100100 - Ministry of Commerce	24,932,600.00	28,281,400.00
022201900100 - Jimeta Modern Market Office	20,183,525.00	44,280,710.00
022900100100 - Ministry of Transportation	5,677,600.00	3,942,700.00
022905300100 - Adamawa Transport Company	492,000.00	462,000.00

NOTES TO THE FINANCIAL STATEMENTS CONTD.

Description	Actual 2023	Actual 2022
	₦	₦
025210200100 - Adamawa State Water Board	3,014,200.00	2,949,700.00
025300100100 - Ministry of Housing and Urban Development	360,000.00	420,000.00
025305300100 - Adamawa State Urban Planning & Development Authority	36,763,875.00	60,118,060.75
026000100100 - Ministry of Lands and Survey	35,616,798.67	33,217,147.70
026000200100 - Office of the Surveyor General	14,944,942.60	14,907,900.00
026500100100 - Ministry of Livestock & Aquaculture Development	610,813,435.53	96,911,050.00
026600100100 - Ministry of Entrepreneurship Development	421,500.00	713,500.00
031805100100 - High Court of Justice	10,522,430.00	3,456,700.00
031805200100 - Customary Court of Appeal	3,200.00	25,700.00
031805300100 - Sharia Court of Appeal	-	21,140.00
031805500100 - Area Courts	4,047,045.00	5,262,264.00
051300100100 - Ministry of Youth and Sports Development	28,693,644.99	56,822,874.40
051400100100 - Ministry of Women Affairs	70,000.00	82,000.00
051700100100 - Ministry of Education and Human Capital Development	2,540,000.00	5,655,000.00
051705100100 - Post Primary Schools Mgt Board	170,000.00	370,000.00
052100100100 - Ministry of Health and Human Services	896,500.00	2,253,705.00
052102700100 - Adamawa State Referral Center	-	5,604,800.75
052110200100 - Adamawa State Hospital Services Management Board	304,180,186.00	325,500,280.00
053500100100 - Ministry of Environment and Natural Resources Development	1,729,100.00	3,300,900.00
056800100100 - Ministry of Tertiary and Professional Education	-	400,000.00
056800300100 - College of Agriculture Ganye	14,405,850.00	22,838,100.00
056800400100 - College of Legal Studies Yola	78,731,300.00	150,043,447.00
056801800100 - Adamawa State Polytechnic Yola	263,067,990.00	352,662,191.00
056801900100 - College of Education Hong	199,941,800.00	194,851,100.00
056802100100 - Adamawa State University Mubi	369,503,738.45	417,427,541.35

NOTES TO THE FINANCIAL STATEMENTS CONTD.

Description	Actual 2023	Actual 2022
	₦	₦
056802300100 - College of Nursing & Midwifery Yola	74,219,000.00	78,052,614.00
056802400100 - College of Health Technology Michika	121,673,000.00	118,650,500.00
<b>120204 - FEES - GENERAL Total</b>	<b>2,404,864,718.59</b>	<b>2,161,858,492.43</b>
<b>120205 - FINES - GENERAL</b>		
022000800100 - Board of Internal Revenue	1,071,284.60	150,500.00
026000100100 - Ministry of Lands and Survey	558,191.42	-
031805100100 - High Court of Justice	3,222,740.00	6,523,445.00
031805500100 - Area Courts	14,098,759.00	20,727,869.40
053500100100 - Ministry of Environment and Natural Resources Development	4,679,500.00	4,281,700.00
<b>120205 - FINES - GENERAL Total</b>	<b>23,630,475.02</b>	<b>31,683,514.40</b>
<b>120206 - SALES - GENERAL</b>		
012301300100 - Government Printing Press	404,900.00	239,460.00
012305500100 - Adamawa Press Limited	548,500.00	-
012500500100 - Establishment and Training Department	429,700.00	327,500.00
014700100100 - Civil Service Commission	39,000.00	35,000.00
021500100100 - Ministry of Agriculture	195,000.00	101,000.00
022000100100 - Ministry of Finance	-	15,365,000.00
022201900100 - Jimeta Modern Market Office	3,505,000.00	6,075,000.00
031801100100 - Adamawa State Judicial Service Commission	-	282,000.00
051700100100 - Ministry of Education and Human Capital Development	2,640,000.00	4,220,500.00
051705100100 - Post Primary Schools Mgt Board	131,000.00	-
052102700100 - Adamawa State Referral Center	2,945,000.00	1,394,216.00
052111300100 - Adamawa Essential Drugs Programme	39,967,442.00	28,258,830.00

NOTES TO THE FINANCIAL STATEMENTS CONTD.

Description	Actual 2023	Actual 2022
	₦	₦
053500100100 - Ministry of Environment and Natural Resources Development	17,000.00	170,100.00
056800300100 - College of Agriculture Ganye	2,276,800.00	4,430,700.00
056800400100 - College of Legal Studies Yola	10,028,500.00	10,804,800.00
056801800100 - Adamawa State Polytechnic Yola	17,191,525.00	27,970,285.00
056801900100 - College of Education Hong	5,515,000.00	4,194,000.00
056802100100 - Adamawa State University Mubi	24,770,000.00	6,746,720.00
056802300100 - College of Nursing & Midwifery Yola	34,820,000.00	52,835,500.00
056802400100 - College of Health Technology Michika	6,040,000.00	7,340,000.00
<b>120206 - SALES - GENERAL Total</b>	<b>151,464,367.00</b>	<b>170,790,611.00</b>
<b>120207 - EARNINGS -GENERAL</b>		
012300300100 - Adamawa Television Corporation	10,933,345.00	9,745,150.00
012300400100 - Adamawa Broadcasting Corporation	8,370,684.40	10,199,711.80
012305500100 - Adamawa Press Limited	17,030,000.00	24,425,350.00
012500500100 - Establishment and Training Department	300,000.00	380,000.00
022000800100 - Board of Internal Revenue	591,906,274.53	677,477,291.64
022900100100 - Ministry of Transportation	82,587,900.00	57,317,445.00
023600100100 - Ministry of Culture and Tourism	1,651,700.00	939,000.00
023600400100 - Arts Council	1,335,000.00	150,000.00
025305300100 - Adamawa State Urban Planning & Development Authority	1,180,000.00	3,490,000.00
026000100100 - Ministry of Lands and Survey	962,001.12	-
026500100100 - Ministry of Livestock & Aquaculture Development	18,000.00	12,000.00
052102700100 - Adamawa State Referral Center	-	3,998,009.00
056800400100 - College of Legal Studies Yola	140,800.00	-
056801800100 - Adamawa State Polytechnic Yola	9,817,500.00	25,585,000.00

NOTES TO THE FINANCIAL STATEMENTS CONTD.

Description	Actual 2023	Actual 2022
	₦	₦
056802100100 - Adamawa State University Mubi	228,664,846.81	843,464,956.18
056802300100 - College of Nursing & Midwifery Yola	300,000.00	-
<b>120207 - EARNINGS -GENERAL Total</b>	<b>955,198,051.86</b>	<b>1,657,183,913.62</b>
<b>120208 - RENT ON GOVERNMENT BUILDINGS - GENERAL</b>		
022000100100 - Ministry of Finance	162,516,900.00	86,523,967.00
022201800100 - Adamawa Investment and Property Development Company	12,175,200.00	12,105,220.00
025305300100 - Adamawa State Urban Planning & Development Authority	4,871,600.00	10,191,000.00
056801800100 - Adamawa State Polytechnic Yola	4,310,845.50	8,051,072.00
056801900100 - College of Education Hong	1,164,500.00	1,631,600.00
<b>120208 - RENT ON GOVERNMENT BUILDINGS - GENERAL Total</b>	<b>185,039,045.50</b>	<b>118,502,859.00</b>
<b>120209 - RENT ON LAND &amp; OTHERS - GENERAL</b>		
026000100100 - Ministry of Lands and Survey	44,033,991.78	23,918,236.55
<b>120209 - RENT ON LAND &amp; OTHERS - GENERAL Total</b>	<b>44,033,991.78</b>	<b>23,918,236.55</b>
<b>120210 - REPAYMENTS - GENERAL</b>		
025305300100 - Adamawa State Urban Planning & Development Authority	32,024,156.00	-
026000100100 - Ministry of Lands and Survey	-	355,781.78
<b>120210 - REPAYMENTS - GENERAL Total</b>	<b>32,024,156.00</b>	<b>355,781.78</b>
<b>120211 - INVESTMENT INCOME</b>		
022000100100 - Ministry of Finance	4,560.00	-
<b>120211 - INVESTMENT INCOME Total</b>	<b>4,560.00</b>	<b>-</b>



NOTES TO THE FINANCIAL STATEMENTS CONTD.

Description	Actual 2023	Actual 2022
	₦	₦
<b>120212 - INTEREST EARNED</b>		
022000800100 - Board of Internal Revenue	-	782,874.62
<b>120212 - INTEREST EARNED Total</b>	-	<b>782,874.62</b>
<b>Note 2: Independent Revenue Total</b>	<b>17,066,189,975.84</b>	<b>13,175,774,969.53</b>
<b>Note 3: Aids and Grants</b>		
Capital Domestic Grants	21,363,175,021.75	9,217,608,266.19
Capital Foreign Grants	6,473,213,623.50	-
<b>Note 3: Aids and Grants Total</b>	<b>27,836,388,645.25</b>	<b>9,217,608,266.19</b>
<b>Note 4: Other Capital Receipts</b>		
<b>Note 4: Other Capital Receipts Total</b>	-	-
<b>Note 5: Domestic Loans/Borrowings Receipt</b>		
Domestic Loans/ Borrowings from Financial Institutions	30,000,000,000.00	20,045,426,806.82
<b>Note 5: Domestic Loans/Borrowings Receipt Total</b>	<b>30,000,000,000.00</b>	<b>20,045,426,806.82</b>

<b>Note 7: Below the Line Receipt</b>		
BPP Deduction	153,272,749.42	217,852,948.92
Contract Retention Fees - Deduction	403,150,303.85	278,041,604.86
Contributory Pension Scheme	595,321,954.88	108,435,892.00
Loans Deductions From Salary/Other Deductions from Payroll - Remittance	1,423,261,188.90	551,113,586.16
Monthly Net Total Pension Control	7,029,652,937.31	6,354,115,939.79

NOTES TO THE FINANCIAL STATEMENTS CONTD.

Description	Actual 2023	Actual 2022
	₦	₦
Monthly Net Total Salary Control Accounts	27,458,646,203.62	26,083,990,545.72
National Housing Fund (NHF) Remittance	437,310,330.66	153,188,941.97
Stamp - Duties	278,400,315.00	200,387,183.94
Union Deductions Remittance	1,093,125,087.32	1,907,639,944.92
University Deduction - Remittance	720,292,162.05	558,885,746.93
Vat Due to Federal Inland Revenue Services(FIRS) - Remittance	2,084,317,599.24	1,561,464,748.91
With Holding Tax Due to Federal Inland Revenue Services(FIRS)	966,378,913.11	646,407,529.02
<b>Note 7: Below the Line Receipt Total</b>	<b>42,643,129,745.36</b>	<b>38,621,524,613.14</b>
<b>Note 8: Salaries and Allowances</b>		
<b>01 - Administration Sector</b>		
011100100100 - Office of the Governor	609,641,975.65	659,279,771.13
011100100200 - Office of the Deputy Governor	31,338,068.11	39,553,401.09
011101000100 - Bureau for Public Procurement	166,285,716.42	170,515,386.76
011101800100 - Internal Affairs and Special Services	43,875,211.35	53,607,915.41
011110100100 - Community and Social Development Agency	650,000.00	1,640,000.00
011118400100 - Gongola Basin Energy Development Company	4,400,921.08	3,936,443.18
011200300100 - Adamawa State House of Assembly (Legislature)	469,159,692.45	450,381,355.53
011200400100 - House of Assembly Service Commission	207,068,201.24	113,955,785.16
012300100100 - Ministry of Information and Strategy	54,967,754.36	55,613,899.60
012300300100 - Adamawa Television Corporation	177,673,529.32	186,581,704.19
012300400100 - Adamawa Broadcasting Corporation	145,361,516.43	147,260,121.95
012301300100 - Government Printing Press	23,097,711.29	23,057,655.46
012305500100 - Adamawa Press Limited	46,682,200.58	48,894,553.26
012500100100 - Office of the Head of Service	441,166,467.04	503,663,789.44

NOTES TO THE FINANCIAL STATEMENTS CONTD.

Description	Actual 2023	Actual 2022
	₦	₦
012500500100 - Establishment and Training Department	281,543,875.89	251,423,235.63
012500700100 - Adamawa State Staff Pension Board	10,327,278.08	26,733,986.22
012500800100 - Department of Labour and Productivity	647,371.52	594,390.52
014000100100 - Office of the State Auditor General	172,612,207.14	181,556,577.97
014000200100 - Office of the Auditor General for Local Government	83,645,769.10	84,472,984.69
014700100100 - Civil Service Commission	25,477,043.16	31,836,246.28
014800100100 - Adamawa State Independence Electoral Commission	38,048,570.62	59,400,471.84
014900100100 - Local Government Service Commission	14,947,908.15	34,033,010.96
016100100100 - Office of the Secretary to the State Government	30,792,663.19	12,067,719.18
016103700100 - Muslim Pilgrims Welfare Board	8,073,619.92	11,441,590.04
016103800100 - Christian Pilgrims Welfare Board	7,670,770.22	13,010,726.59
016300100100 - Ministry for Special Duties	7,839,319.25	9,132,705.65
<b>01 - Administration Sector Total</b>	<b>3,102,995,361.55</b>	<b>3,173,645,427.73</b>
<b>02 - Economic Sector</b>		
021500100100 - Ministry of Agriculture	252,413,231.99	254,074,570.45
021510200100 - Adamawa ADP	102,533,175.37	108,139,561.31
021510300100 - Adamawa Agricultural Mechanization Authority	73,816,487.85	79,676,305.94
022000100100 - Ministry of Finance	72,750,951.90	76,638,373.23
022000200100 - Debt Management Agency	21,749,215.15	22,477,045.24
022000300100 - Budget Department	20,527,264.28	16,249,233.81
022000700100 - Office of the Accountant General	719,928,879.37	757,661,756.81
022000800100 - Board of Internal Revenue	300,628,296.81	282,992,647.70
022200100100 - Ministry of Commerce	109,566,839.80	112,364,559.31
022205300200 - Jimeta Shopping Complex Office	200,000.00	-

NOTES TO THE FINANCIAL STATEMENTS CONTD.

Description	Actual 2023	Actual 2022
	₦	₦
022900100100 - Ministry of Transportation	54,531,100.75	52,086,948.26
022905300100 - Adamawa Transport Company	836,293.00	2,003,360.30
023300100100 - Ministry of Mineral Resources Development	11,500,214.19	11,017,080.33
023305200100 - Adamawa State Mining Company	2,461,764.38	6,397,835.58
023400100100 - Ministry of Works and Energy Development	102,323,120.15	113,997,474.61
023400400100 - Adamawa State Road Maintenance Agency	5,153,164.60	9,685,148.52
023600100100 - Ministry of Culture and Tourism	51,037,747.40	55,557,618.24
023600300100 - Adamawa State Agency for Museum and Monuments	9,037,143.48	11,695,079.83
023600400100 - Arts Council	87,620,113.68	84,860,840.32
023800100100 - Adamawa State Planning Commission	61,351,770.58	59,549,462.84
023800400100 - Adamawa State Bureau of Statistics	153,549,966.73	158,026,979.71
025000100100 - Fiscal Responsibility Commission	44,698,768.91	56,540,022.66
025200100100 - Ministry of Water Resources	59,864,214.01	61,632,330.36
025210200100 - Adamawa State Water Board	485,093,894.36	502,166,399.09
025210300100 - Rural Water Supply & Environmental Sanitation Agency (RWESA)	24,085,784.58	24,102,561.35
025300100100 - Ministry of Housing and Urban Development	46,903,759.65	54,228,562.62
025305300100 - Adamawa State Urban Planning & Development Authority	90,094,758.77	86,191,307.45
026000100100 - Ministry of Lands and Survey	84,550,327.51	88,783,198.35
026000200100 - Office of the Surveyor General	53,494,715.48	58,674,429.55
026500100100 - Ministry of Livestock & Aquaculture Development	598,941,216.35	616,051,584.32
026600100100 - Ministry of Entrepreneurship Development	97,925,586.14	110,530,977.52
<b>02 - Economic Sector Total</b>	<b>3,799,169,767.15</b>	<b>3,934,053,255.58</b>
<b>03 - Law and Justice Sector</b>		
031801100100 - Adamawa State Judicial Service Commission	56,459,460.64	51,858,614.41

NOTES TO THE FINANCIAL STATEMENTS CONTD.

Description	Actual 2023	Actual 2022
	₦	₦
031805100100 - High Court of Justice	400,732,136.48	416,382,509.10
031805200100 - Customary Court of Appeal	73,442,399.20	72,268,669.93
031805300100 - Sharia Court of Appeal	124,659,939.67	111,060,412.96
031805500100 - Area Courts	1,903,055,043.74	1,778,258,253.40
032600100100 - Ministry of Justice	212,884,756.26	213,982,675.73
<b>03 - Law and Justice Sector Total</b>	<b>2,771,233,735.99</b>	<b>2,643,811,135.53</b>
<b>04 - Regional Sector</b>		
046900100100 - Min of Reconstruction, Rehabilitation, Reintegration Humanitarian Services	2,423,720.31	-
046900300100 - Boundary Commission	1,450,910.28	1,625,190.28
<b>04 - Regional Sector Total</b>	<b>3,874,630.59</b>	<b>1,625,190.28</b>
<b>05 - Social Sector</b>		
051300100100 - Ministry of Youth and Sports Development	29,036,720.46	33,155,726.53
051305100100 - Sports Council	56,775,678.72	56,106,644.23
051305300100 - Adamawa United Foot Ball Club	1,425,000.00	3,420,000.00
051400100100 - Ministry of Women Affairs	132,491,702.63	132,147,339.12
051700100100 - Ministry of Education and Human Capital Development	120,887,534.16	117,672,427.63
051700300100 - Adamawa State Universal Basic Education Board	7,105,158.81	16,960,403.41
051700800100 - Adamawa State Library Board	171,530,161.29	157,010,151.07
051700900100 - Adamawa State Mass Education Board (ADSMEB)	122,756,854.92	116,663,096.27
051705100100 - Post Primary Schools Mgt Board	11,131,454,352.06	9,912,219,085.60
051706400100 - Education Resource Centre	12,600,884.54	12,516,413.75
052100100100 - Ministry of Health and Human Services	190,697,043.82	196,864,937.88
052100300100 - Primary Health Care Development Agency	68,571,321.31	69,778,900.46

NOTES TO THE FINANCIAL STATEMENTS CONTD.

Description	Actual 2023	Actual 2022
	₦	₦
052102700100 - Adamawa State Referral Center	-	185,327,327.26
052103300100 - Adamawa State Action for the Control of HIV/AIDS (ADSACA)	27,085,863.32	31,431,202.52
052110200100 - Adamawa State Hospital Services Management Board	4,768,808,420.46	3,336,832,440.83
052110300100 - Adamawa Traditional Medicine Board	650,000.00	1,560,000.00
052111300100 - Adamawa Essential Drugs Programme	52,406,068.98	47,136,064.96
052111400100 - Adamawa State Specialist Hospital Yola	106,086,488.61	-
053500100100 - Ministry of Environment and Natural Resources Development	412,497,028.49	409,777,233.38
055100100100 - Ministry for Local Government Affairs	70,870,192.85	66,935,339.42
055100500100 - Local Government Staff Pension Board	16,305,364.23	16,660,896.41
055400100100 - Ministry of Rural Infrastructure & Community Development	50,475,061.48	57,834,926.54
056800100100 - Ministry of Tertiary and Professional Education	17,621,504.75	21,673,532.93
056800300100 - College of Agriculture Ganye	665,631,900.28	631,506,173.61
056800400100 - College of Legal Studies Yola	535,995,246.91	505,556,163.89
056801800100 - Adamawa State Polytechnic Yola	1,496,890,050.80	1,325,841,440.66
056801900100 - College of Education Hong	1,297,955,953.65	1,205,907,363.16
056802100100 - Adamawa State University Mubi	1,193,472,599.18	1,549,512,838.81
056802200100 - Adamawa State Scholarship Trust Fund	7,131,992.28	8,376,138.36
056802300100 - College of Nursing & Midwifery Yola	299,177,025.46	221,570,318.58
056802400100 - College of Health Technology Michika	215,544,960.34	165,890,515.04
<b>05 - Social Sector Total</b>	<b>23,279,938,134.75</b>	<b>20,613,845,042.28</b>
<b>Note 8: Salaries and Allowances Total</b>	<b>32,957,211,630.04</b>	<b>30,366,980,051.40</b>
<b>Note 9: Social Benefits</b>		
Gratuity	390,652,091.82	1,213,929,037.68

NOTES TO THE FINANCIAL STATEMENTS CONTD.

Description	Actual 2023	Actual 2022
	₦	₦
Pension	7,107,677,523.23	6,019,625,821.56
Death Benefits	328,468,748.04	773,320,699.02
Gratuity Areas	-	3,750,330.00
Other Pension Allowance Gratuity Ex-Gratia Award	58,878,456.59	154,270,000.00
Contributory Pension	-	38,157,150.63
<b>Note 9: Social Benefits Total</b>	<b>7,885,676,819.68</b>	<b>8,203,053,038.89</b>
<b>Note 10: Overhead and Other Recurrent Cost</b>		
<b>01 - Administration Sector</b>		
011100100100 - Office of the Governor	3,359,805,528.37	2,269,599,625.73
011100100200 - Office of the Deputy Governor	392,185,455.03	377,183,171.24
011100500100 - Sustainable Development Goals (Former MDG's Office)	9,604,037.27	8,882,446.21
011100800100 - Adamawa State Emergency Management Agency (ADSEMA)	10,696,243.30	4,470,066.05
011101000100 - Bureau for Public Procurement	137,001,535.80	84,119,859.81
011101600200 - World Bank Development Partner Projects(WBDPP)	16,194,309.21	18,950,457.88
011101700200 - Cabinet Affairs Office	21,718,201.84	15,601,319.48
011101800100 - Internal Affairs and Special Services	8,856,494,038.57	7,543,107,721.87
011110100100 - Community and Social Development Agency	7,964,381.61	36,589,567.86
011118400100 - Gongola Basin Energy Development Company	2,059,536.01	2,261,060.80
011118500100 - Department of Chieftaincy Affairs	29,635,775.77	27,018,719.40
011200300100 - Adamawa State House of Assembly (Legislature)	2,455,192,269.74	2,305,482,879.87
011200400100 - House of Assembly Service Commission	21,344,600.64	21,321,692.90
012300100100 - Ministry of Information and Strategy	195,278,318.66	139,623,541.43
012300300100 - Adamawa Television Corporation	17,223,518.93	16,779,328.30
012300400100 - Adamawa Broadcasting Corporation	16,090,036.14	12,502,126.69

NOTES TO THE FINANCIAL STATEMENTS CONTD.

Description	Actual 2023	Actual 2022
	₦	₦
012301300100 - Government Printing Press	14,082,262.79	13,213,573.36
012305500100 - Adamawa Press Limited	15,947,200.21	16,439,793.82
012500100100 - Office of the Head of Service	439,917,554.74	14,069,957.64
012500500100 - Establishment and Training Department	42,266,168.82	76,307,170.66
012500700100 - Adamawa State Staff Pension Board	6,765,327.80	3,040,170.93
012500800100 - Department of Labour and Productivity	2,860,163.51	17,136,303.36
014000100100 - Office of the State Auditor General	148,409,350.89	138,621,135.98
014000200100 - Office of the Auditor General for Local Government	3,970,306.21	2,707,151.50
014700100100 - Civil Service Commission	27,786,273.93	16,507,693.59
014800100100 - Adamawa State Independence Electoral Commission	103,727,291.98	13,130,929.53
014900100100 - Local Government Service Commission	1,678,277.03	1,068,629.00
016100100100 - Office of the Secretary to the State Government	1,169,301,052.49	948,584,381.89
016102100300 - Poverty Alleviation Agency	42,050,908.65	19,451,642.71
016103700100 - Muslim Pilgrims Welfare Board	887,937,877.52	75,397,076.82
016103800100 - Christian Pilgrims Welfare Board	95,205,993.52	135,882,754.75
016105200100 - NEPAD/APRM	9,045,918.38	4,778,708.93
016300100100 - Ministry for Special Duties	19,093,205.34	14,416,518.58
<b>01 - Administration Sector Total</b>	<b>18,578,532,920.70</b>	<b>14,394,247,178.57</b>
<b>02 - Economic Sector</b>		
021500100100 - Ministry of Agriculture	17,342,659.07	13,689,583.36
021510200100 - Adamawa ADP	4,763,319.97	3,087,597.37
021510300100 - Adamawa Agricultural Mechanization Authority	4,494,649.45	12,177,030.63
022000100100 - Ministry of Finance	1,031,124,223.63	958,528,935.24
022000200100 - Debt Management Agency	16,007,026.49	24,553,812.95



NOTES TO THE FINANCIAL STATEMENTS CONTD.

Description	Actual 2023	Actual 2022
	₦	₦
022000300100 - Budget Department	86,721,097.49	50,520,684.56
022000700100 - Office of the Accountant General	621,859,402.07	512,818,780.71
022000800100 - Board of Internal Revenue	117,187,141.70	768,628,447.75
022000900100 - State Fiscal Transparency, Accountability And Sustain.Progr	9,867,915.45	19,588,787.50
022200100100 - Ministry of Commerce	59,874,693.55	68,488,495.99
022900100100 - Ministry of Transportation	17,360,837.65	20,941,610.59
023300100100 - Ministry of Mineral Resources Development	12,323,713.74	3,486,113.20
023305200100 - Adamawa State Mining Company	18,787,467.08	8,585,425.38
023400100100 - Ministry of Works and Energy Development	18,315,378.98	10,567,137.93
023400400100 - Adamawa State Road Maintenance Agency	1,914,390.03	1,203,164.86
023600100100 - Ministry of Culture and Tourism	21,987,111.32	16,533,190.09
023600300100 - Adamawa State Agency for Museum and Monuments	4,467,686.40	3,496,589.89
023600400100 - Arts Council	17,887,972.64	7,201,787.70
023800100100 - Adamawa State Planning Commission	68,640,903.98	543,084,786.72
023800400100 - Adamawa State Bureau of Statistics	12,209,785.89	6,717,772.22
025000100100 - Fiscal Responsibility Commission	19,486,436.26	21,683,128.97
025200100100 - Ministry of Water Resources	9,469,016.04	9,667,389.13
025210200100 - Adamawa State Water Board	17,543,402.70	14,400,000.00
025210300100 - Rural Water Supply & Environmental Sanitation Agency (RWESA)	4,780,095.27	3,603,899.00
025210400100 - Small Towns Water Supply Agency	4,972,198.07	2,994,044.68
025300100100 - Ministry of Housing and Urban Development	44,221,077.58	146,880,114.85
025305300100 - Adamawa State Urban Planning & Development Authority	16,576,484.42	6,270,659.67
026000100100 - Ministry of Lands and Survey	21,918,912.56	12,077,987.24
026000200100 - Office of the Surveyor General	19,083,120.59	17,639,535.49
026500100100 - Ministry of Livestock & Aquaculture Development	37,613,232.04	22,518,878.80

NOTES TO THE FINANCIAL STATEMENTS CONTD.

Description	Actual 2023	Actual 2022
	₦	₦
026600100100 - Ministry of Entrepreneurship Development	21,425,747.35	14,413,768.69
<b>02 - Economic Sector Total</b>	<b>2,380,227,099.46</b>	<b>3,326,049,141.16</b>
<b>03 - Law and Justice Sector</b>		
031801100100 - Adamawa State Judicial Service Commission	33,210,345.21	30,568,407.52
031805100100 - High Court of Justice	671,050,631.38	352,323,398.73
031805200100 - Customary Court of Appeal	56,422,174.38	57,570,131.03
031805300100 - Sharia Court of Appeal	55,959,599.31	63,959,146.67
031805500100 - Area Courts	18,098,139.61	24,484,318.46
032600100100 - Ministry of Justice	428,333,883.78	289,686,114.26
<b>03 - Law and Justice Sector Total</b>	<b>1,263,074,773.67</b>	<b>818,591,516.67</b>
<b>04 - Regional Sector</b>		
046900100100 - Min of Reconstruction, Rehabilitation, Reintegration Humanitarian Services	32,785,201.57	14,320,751.91
046900300100 - Boundary Commission	3,980,999.62	5,157,290.39
<b>04 - Regional Sector Total</b>	<b>36,766,201.19</b>	<b>19,478,042.30</b>
<b>05 - Social Sector</b>		
051300100100 - Ministry of Youth and Sports Development	54,885,681.35	4,421,318.28
051305100100 - Sports Council	89,597,017.46	33,362,257.54
051305300100 - Adamawa United Foot Ball Club	148,579,103.92	164,084,688.09
051400100100 - Ministry of Women Affairs	42,356,775.92	17,698,345.27
051700100100 - Ministry of Education and Human Capital Development	158,732,524.23	79,174,082.51
051700800100 - Adamawa State Library Board	2,034,292.47	1,323,455.00
051700900100 - Adamawa State Mass Education Board (ADSMEB)	1,944,910.50	1,471,931.90

NOTES TO THE FINANCIAL STATEMENTS CONTD.

Description	Actual 2023	Actual 2022
	₦	₦
051705100100 - Post Primary Schools Mgt Board	711,365,189.89	697,265,256.40
051706400100 - Education Resource Centre	58,716,009.33	3,003,090.75
052100100100 - Ministry of Health and Human Services	97,665,817.02	72,102,022.25
052100200100 - Adamawa State Contributory Health Management Agency	2,282,351.83	2,186,412.67
052100300100 - Primary Health Care Development Agency	5,521,658.31	5,084,416.26
052102700100 - Adamawa State Refferal Center	-	58,157,123.14
052103300100 - Adamawa State Action for the Control of HIV/AIDS (ADSACA)	9,576,227.23	6,007,274.00
052110200100 - Adamawa State Hospital Services Management Board	179,575,108.26	235,716,262.40
052110300100 - Adamawa Traditional Medicine Board	2,246,315.20	-
052111300100 - Adamawa Essential Drugs Programme	8,081,482.51	3,397,510.54
052111400100 - Adamawa State Specialist Hospital Yola	152,572,182.72	-
053500100100 - Ministry of Environment and Natural Resources Development	11,864,045.89	4,188,446.64
055100100100 - Ministry for Local Government Affairs	2,280,431.50	2,460,499.50
055100500100 - Local Government Staff Pension Board	31,988,096.17	21,773,216.05
055400100100 - Ministry of Rural Infrastructure & Community Development	19,608,273.71	14,700,537.77
056800100100 - Ministry of Tertiary and Professional Education	14,580,736.49	4,669,693.62
056800300100 - College of Agriculture Ganye	17,748,768.59	9,497,151.00
056800400100 - College of Legal Studies Yola	7,068,997.79	4,547,221.72
056801800100 - Adamawa State Polytechnic Yola	3,636,320.37	3,060,399.50
056801900100 - College of Education Hong	3,107,547.22	1,808,046.03
056802100100 - Adamawa State University Mubi	784,826,459.46	657,048,310.23
056802200100 - Adamawa State Scholarship Trust Fund	137,767,583.44	102,283,679.78
056802300100 - College of Nursing & Midwifery Yola	82,149,500.50	104,933,509.82
056802400100 - College of Health Technology Michika	1,852,029.19	8,123,035.80
<b>05 - Social Sector Total</b>	<b>2,844,211,438.47</b>	<b>2,323,549,194.46</b>

NOTES TO THE FINANCIAL STATEMENTS CONTD.

Description	Actual 2023	Actual 2022
	₦	₦
<b>Note 10: Overhead and Other Recurrent Cost Total</b>	<b>25,102,812,433.49</b>	<b>20,881,915,073.16</b>
<b>Note 11: Public Debt Charges</b>		
<b>Note 11a: Public Debt Charges - Loans Repayment</b>		
Domestic Interest/Discount - Long Term Borrowings	-	6,983,625,972.90
Domestic Principal - Long Term Borrowings	13,680,825,112.96	2,113,819,039.80
Domestic Principal - Short Term Borrowings	-	120,417,008.98
Foreign Interest/Discount - Long Term Borrowings	-	1,022,112,408.80
Foreign Principal - Long Term Borrowings	3,687,709,151.22	-
<b>Note 11a: Public Debt Charges - Loans Repayment Total</b>	<b>17,368,534,264.18</b>	<b>10,239,974,430.48</b>
<b>Note 11b: Public Debt Charges (Excluding Loans Repayment)</b>		
10 % Cost of IGR Collection	543,356,781.50	677,477,291.64
<b>Note 11b: Public Debt Charges (Excluding Loans Repayment) Total</b>	<b>543,356,781.50</b>	<b>677,477,291.64</b>
<b>Note 11: Public Debt Charges Total</b>	<b>17,911,891,045.68</b>	<b>10,917,451,722.12</b>
<b>Note 12: Transfers/Other Payments</b>		
<b>Note 12: Transfers/Other Payments Total</b>	-	-
<b>Note 13: Below the Line Payment</b>		
BPP Deduction	108,059,218.61	257,066,479.73
Contract Retention Fees - Deduction	293,791,053.51	299,734,624.92
Contributory Pension Scheme	595,321,954.88	108,435,892.00

NOTES TO THE FINANCIAL STATEMENTS CONTD.

Description	Actual 2023	Actual 2022
	₦	₦
Ecological Funds Deduction	-	396,541,204.80
Loans Deductions From Salary/Other Deductions from Payroll - Remittance	1,325,502,851.37	551,113,586.16
Monthly Net Total Pension Control	7,029,652,937.31	5,895,089,943.57
Monthly Net Total Salary Control Accounts	27,065,269,234.01	23,456,730,618.49
National Housing Fund (NHF) Remittance	437,310,330.66	153,188,941.97
Stamp - Duties	250,313,237.52	222,501,926.57
Union Deductions Remittance	998,965,443.20	1,907,639,944.92
University Deduction - Remittance	720,292,162.05	558,885,746.93
Vat Due to Federal Inland Revenue Services(FIRS) - Remittance	1,840,502,883.49	1,621,669,066.17
With Holding Tax Due to Federal Inland Revenue Services(FIRS)	857,019,663.10	755,766,779.03
<b>Note 13: Below the Line Payment Total</b>	<b>41,522,000,969.72</b>	<b>36,184,364,755.26</b>
<b>Note 14: Capital Expenditure</b>		
<b>01 - Administration Sector</b>		
011100500100 - Sustainable Development Goals (Former MDG's Office)	-	1,950,000.00
011100800100 - Adamawa State Emergency Management Agency (ADSEMA)	80,016,075.00	165,369,210.00
011101000100 - Bureau for Public Procurement	137,570,004.00	110,200,000.00
011110100100 - Community and Social Development Agency	328,827,340.00	280,531,784.66
011118500100 - Department of Chieftaincy Affairs	13,450,000.00	-
012300100100 - Ministry of Information and Strategy	18,143,026.00	-
014700100100 - Civil Service Commission	-	13,476,000.00
014800100100 - Adamawa State Independence Electoral Commission	-	241,931,968.45
016100100100 - Office of the Secretary to the State Government	52,973,133.00	39,720,349.76
016102100300 - Poverty Alleviation Agency	1,833,452,271.00	2,112,726,831.95
016105200100 - NEPAD/APRM	5,036,676.00	1,020,000.00

NOTES TO THE FINANCIAL STATEMENTS CONTD.

Description	Actual 2023	Actual 2022
	₦	₦
<b>01 - Administration Sector Total</b>	<b>2,469,468,525.00</b>	<b>2,966,926,144.82</b>
<b>02 - Economic Sector</b>		
021500100100 - Ministry of Agriculture	58,855,033.00	145,917,551.30
022000100100 - Ministry of Finance	5,539,396,784.00	885,190,258.49
022000800100 - Board of Internal Revenue	9,027,443.00	-
022900100100 - Ministry of Transportation	18,049,225.00	-
023305200100 - Adamawa State Mining Company	12,824,408.00	-
023400100100 - Ministry of Works and Energy Development	30,368,814,830.10	17,018,760,405.52
023600300100 - Adamawa State Agency for Museum and Monuments	600,000.00	-
023800100100 - Adamawa State Planning Commission	34,003,840.00	14,000,000.00
023800400100 - Adamawa State Bureau of Statistics	10,764,298.00	-
025200100100 - Ministry of Water Resources	91,557,951.00	-
025210200100 - Adamawa State Water Board	13,180,094.00	107,323,507.87
025210400100 - Small Towns Water Supply Agency	24,817,900.00	-
025300100100 - Ministry of Housing and Urban Development	1,689,310,274.00	1,416,505,498.39
026000100100 - Ministry of Lands and Survey	171,297,577.00	113,408,661.50
026000200100 - Office of the Surveyor General	63,985,849.00	10,387,956.00
026500100100 - Ministry of Livestock & Aquaculture Development	63,736,725.00	18,024,740.00
026600100100 - Ministry of Entrepreneurship Development	2,545,000.00	-
<b>02 - Economic Sector Total</b>	<b>38,172,767,231.10</b>	<b>19,729,518,579.07</b>
<b>03 - Law and Justice Sector</b>		
031805100100 - High Court of Justice	100,000.00	-
<b>03 - Law and Justice Sector Total</b>	<b>100,000.00</b>	<b>-</b>

NOTES TO THE FINANCIAL STATEMENTS CONTD.

Description	Actual 2023	Actual 2022
	₦	₦
<b>04 - Regional Sector</b>		
046900100100 - Min of Reconstruction, Rehabilitation, Reintegration Humanitarian Services	24,411,864.00	-
046900300100 - Boundary Commission	8,065,000.00	2,980,275.00
<b>04 - Regional Sector Total</b>	<b>32,476,864.00</b>	<b>2,980,275.00</b>
<b>05 - Social Sector</b>		
051300100100 - Ministry of Youth and Sports Development	38,740,479.00	8,275,000.00
051400100100 - Ministry of Women Affairs	3,000,000.00	-
051700100100 - Ministry of Education and Human Capital Development	4,542,745,247.00	2,531,538,115.84
052100100100 - Ministry of Health and Human Services	1,577,523,019.00	3,468,203,231.56
052100300100 - Primary Health Care Development Agency	4,512,580.00	-
053500100100 - Ministry of Environment and Natural Resources Development	78,698,000.00	49,860,071.50
055400100100 - Ministry of Rural Infrastructure & Community Development	1,564,039,382.00	6,947,934,565.22
056800100100 - Ministry of Tertiary and Professional Education	-	36,382,500.00
056802100100 - Adamawa State University Mubi	1,493,244,265.64	1,599,923,510.82
056802200100 - Adamawa State Scholarship Trust Fund	749,411,394.00	650,882,220.89
056802300100 - College of Nursing & Midwifery Yola	95,000,000.00	-
056802400100 - College of Health Technology Michika	-	11,433,400.00
<b>05 - Social Sector Total</b>	<b>10,146,914,366.64</b>	<b>15,304,432,615.83</b>
<b>Note 14: Capital Expenditure Total</b>	<b>50,821,726,986.74</b>	<b>38,003,857,614.72</b>
<b>Note 15: Treasuries and Banks</b>		
<b>01 - Administration Sector</b>		

NOTES TO THE FINANCIAL STATEMENTS CONTD.

Description	Actual 2023	Actual 2022
	₦	₦
011100100100 - Office of the Governor	117,726,871.44	20,243,208.56
011100100200 - Office of the Deputy Governor	69,125,723.66	597,324.25
011100500100 - Sustainable Development Goals (Former MDG's Office)	7,104.16	2,301.64
011100800100 - Adamawa State Emergency Management Agency (ADSEMA)	59,787.32	8,550.66
011101000100 - Bureau for Public Procurement	171,917,597.47	18,926,744.15
011101600200 - World Bank Development Partner Projects(WBDPP)	3,248.27	4,557.48
011101700200 - Cabinet Affairs Office	8,713,305.10	6,348,743.53
011101800100 - Internal Affairs and Special Services	176,326,667.40	11,270,805.75
011110100100 - Community and Social Development Agency	337,828,736.17	135,265.65
011118400100 - Gongola Basin Energy Development Company	2,329.34	2,008.22
011118500100 - Department of Chieftaincy Affairs	7,170,085.10	90,605.46
011200300100 - Adamawa State House of Assembly (Legislature)	207,228,257.34	116,507,423.42
011200400100 - House of Assembly Service Commission	1,099,748.57	269,875.37
012300100100 - Ministry of Information and Strategy	22,649,088.00	15,515,702.48
012300300100 - Adamawa Television Corporation	(3,554.67)	152,380.86
012300400100 - Adamawa Broadcasting Corporation	15,842.26	1,668.03
012301300100 - Government Printing Press	7,068.91	1,210.15
012305500100 - Adamawa Press Limited	5,223.66	473,017.18
012500100100 - Office of the Head of Service	9,195,344.80	14,791.17
012500500100 - Establishment and Training Department	20,085,234.00	371,291.83
012500700100 - Adamawa State Staff Pension Board	70,502,905.52	4,833,389.60
012500800100 - Department of Labour and Productivity	36,411.75	12,936.84
014000100100 - Office of the State Auditor General	762,455.56	3,221,686.93
014000200100 - Office of the Auditor General for Local Government	857,124.17	2,251.71
014700100100 - Civil Service Commission	37,248.47	48,704.51



NOTES TO THE FINANCIAL STATEMENTS CONTD.

Description	Actual 2023	Actual 2022
	₦	₦
014800100100 - Adamawa State Independence Electoral Commission	711.25	1,605.58
014900100100 - Local Government Service Commission	1,000.20	1,723.48
016100100100 - Office of the Secretary to the State Government	98,770,614.31	13,635,100.68
016102100300 - Poverty Alleviation Agency	523,896,636.24	29,464,476.92
016103700100 - Muslim Pilgrims Welfare Board	(306,540,757.76)	8,936,140.95
016103800100 - Christian Pilgrims Welfare Board	36,861.91	12,536.43
016105200100 - NEPAD/APRM	(301.39)	(705.49)
016300100100 - Ministry for Special Duties	18,994.38	62,866.83
<b>01 - Administration Sector Total</b>	<b>1,537,543,612.91</b>	<b>251,170,190.81</b>
<b>02 - Economic Sector</b>		
021500100100 - Ministry of Agriculture	76,827,129.55	2,190,254.99
021510200100 - Adamawa ADP	1,962.43	654.61
021510300100 - Adamawa Agricultural Mechanization Authority	2,310.99	14,253.12
022000100100 - Ministry of Finance	2,242,655.15	3,876,719.28
022000200100 - Debt Management Agency	3,867,549.96	402,522.69
022000300100 - Budget Department	5,728,927.66	15,425.15
022000700100 - Office of the Accountant General	33,668,400,093.83	8,855,218,454.95
022000700200 - Sub-Treasury ST Yola	197,026,759.80	369,911,551.50
022000800100 - Board of Internal Revenue	227,423,129.06	(219,660,754.10)
022000900100 - State Fiscal Transparency, Accountability And Sustain.Progr	54,851.87	10,990.62
022200100100 - Ministry of Commerce	379,235.36	6,171,008.83
022900100100 - Ministry of Transportation	25,996.40	18,726.23
023300100100 - Ministry of Mineral Resources Development	144.10	2,436.20
023305200100 - Adamawa State Mining Company	172,302,591.93	120,300.74

NOTES TO THE FINANCIAL STATEMENTS CONTD.

Description	Actual 2023	Actual 2022
	₦	₦
023400100100 - Ministry of Works and Energy Development	46,301,983.97	466,799.95
023400400100 - Adamawa State Road Maintenance Agency	3,375.11	3,062.14
023600100100 - Ministry of Culture and Tourism	37,558.42	2,638.77
023600300100 - Adamawa State Agency for Museum and Monuments	29,540.08	4,648.79
023600400100 - Arts Council	6,332.36	5,688.79
023800100100 - Adamawa State Planning Commission	1,395,437.93	29,737,328.11
023800400100 - Adamawa State Bureau of Statistics	1,456.50	2,964.13
025000100100 - Fiscal Responsibility Commission	14,499.17	635.47
025200100100 - Ministry of Water Resources	23,931,051.60	11,090.90
025210200100 - Adamawa State Water Board	1,010,773.33	119,002.23
025210300100 - Rural Water Supply & Environmental Sanitation Agency (RWESA)	13,763.19	4,639.99
025210400100 - Small Towns Water Supply Agency	259,249.11	2,230.22
025300100100 - Ministry of Housing and Urban Development	1,028,539,912.80	679,457,294.52
025305300100 - Adamawa State Urban Planning & Development Authority	189,695.00	85,277.44
026000100100 - Ministry of Lands and Survey	657,172.93	1,726,505.32
026000200100 - Office of the Surveyor General	5,855,257.60	13,066.35
026500100100 - Ministry of Livestock & Aquaculture Development	10,422,379.12	32,717.79
026600100100 - Ministry of Entrepreneurship Development	58,499,129.45	1,955.45
<b>02 - Economic Sector Total</b>	<b>35,531,451,905.76</b>	<b>9,729,970,091.17</b>
<b>03 - Law and Justice Sector</b>		
031801100100 - Adamawa State Judicial Service Commission	2,385,562.93	1,310,130.64
031805100100 - High Court of Justice	19,615,279.77	11,298,809.82
031805200100 - Customary Court of Appeal	3,212,656.93	2,331.41
031805300100 - Sharia Court of Appeal	181,345.53	3,306.10

NOTES TO THE FINANCIAL STATEMENTS CONTD.

Description	Actual 2023	Actual 2022
	₦	₦
031805500100 - Area Courts	5,007,015.40	66,482.23
032600100100 - Ministry of Justice	146,197,224.56	160,210,176.00
<b>03 - Law and Justice Sector Total</b>	<b>176,599,085.12</b>	<b>172,891,236.20</b>
<b>04 - Regional Sector</b>		
046900100100 - Min of Reconstruction, Rehabilitation, Reintegration Humanitarian Services	1,138.07	22,770.00
046900300100 - Boundary Commission	4,033.30	13,796.70
<b>04 - Regional Sector Total</b>	<b>5,171.37</b>	<b>36,566.70</b>
<b>05 - Social Sector</b>		
051300100100 - Ministry of Youth and Sports Development	4,006.28	264,134.83
051305100100 - Sports Council	22,509,717.11	3,462.88
051305300100 - Adamawa United Foot Ball Club	318,973.88	(8,251,377.14)
051400100100 - Ministry of Women Affairs	10,260,178.32	31,964.51
051700100100 - Ministry of Education and Human Capital Development	61,441,978.40	10,149,327.43
051700800100 - Adamawa State Library Board	1,822.44	1,500.00
051700900100 - Adamawa State Mass Education Board (ADSMEB)	4,245.37	6,485.77
051705100100 - Post Primary Schools Mgt Board	993,612.34	30,480,252.24
051706400100 - Education Resource Centre	52,774.44	2,696.16
052100100100 - Ministry of Health and Human Services	160,194,041.86	28,355.18
052100200100 - Adamawa State Contributory Health Management Agency	57,375,405.02	22,756.85
052100300100 - Primary Health Care Development Agency	164,332.12	653,800.00
052103300100 - Adamawa State Action for the Control of HIV/AIDS (ADSACA)	2,833.13	2,476.15
052110200100 - Adamawa State Hospital Services Management Board	7,918,276.63	3,879,394.89
052110300100 - Adamawa Traditional Medicine Board	740,522.59	-

NOTES TO THE FINANCIAL STATEMENTS CONTD.

Description	Actual 2023	Actual 2022
	₦	₦
052111300100 - Adamawa Essential Drugs Programme	6,743.93	864,206.00
052111400100 - Adamawa State Specialist Hospital Yola	29,433.88	-
053500100100 - Ministry of Environment and Natural Resources Development	14,573.71	655.84
055100100100 - Ministry for Local Government Affairs	615,572.62	1,004.62
055100500100 - Local Government Staff Pension Board	103,197.62	3,106,962.33
055400100100 - Ministry of Rural Infrastructure & Community Development	25,912,639.47	19,632,849.13
056800100100 - Ministry of Tertiary and Professional Education	453.03	22,709.52
056800300100 - College of Agriculture Ganye	193,743.66	195,745.66
056800400100 - College of Legal Studies Yola	26,133.69	8,393.50
056801800100 - Adamawa State Polytechnic Yola	502,747.87	352,939.81
056801900100 - College of Education Hong	615,221.92	748,771.14
056802200100 - Adamawa State Scholarship Trust Fund	538,165.80	366,038.19
056802300100 - College of Nursing & Midwifery Yola	43,749,480.25	59,041,789.26
056802400100 - College of Health Technology Michika	1,447,549.70	1,139,806.89
<b>05 - Social Sector Total</b>	<b>395,738,377.08</b>	<b>122,757,101.64</b>
<b>Note 15: Treasuries and Banks Total</b>	<b>37,641,338,152.24</b>	<b>10,276,825,186.52</b>
<b>Note 16: Investments</b>		
A.G. Leventis & Company Nigeria Ltd	21,843.50	21,843.50
Access Bank	206,487.50	206,487.50
Adasolid Properties	142,773,819.65	142,773,819.65
AP (Forte)	30,585,024.00	30,585,024.00
Ashaka Cement Company Ltd	34,160,683.51	34,160,683.51
Aso Saving	5,000,000.00	5,000,000.00

NOTES TO THE FINANCIAL STATEMENTS CONTD.

Description	Actual 2023	Actual 2022
	₦	₦
Bank of the North Ltd	303,026,929.00	303,026,929.00
Borini Prono Nigeria Ltd	3,712,250.00	3,712,250.00
Cadbury Plc	18,742,500.00	18,742,500.00
Conoil Plc	20,406,304.02	20,406,304.02
Dang Flour	110,880.00	110,880.00
Dangote Plc	11,858,000.00	11,858,000.00
Dunlop Plc	133,428.50	133,428.50
FBNH	70,996,345.62	70,996,345.62
Fidelity	3,417,986.63	3,417,986.63
JAPPAUL	108,250.00	108,250.00
Mubi Burnt Bricks	967,725.00	967,725.00
NAHCO	9,680,808.00	9,680,808.00
Nestle Plc	11,450,000.00	11,450,000.00
New Africa Merchant Bank	10,000,000.00	10,000,000.00
Nigeria Beverages Production Company	1,168,750.00	1,168,750.00
Nigeria Sovereign Investment Authority (\$9,536,517.81@₦380)	3,623,876,767.80	3,623,876,767.80
NNDC	2,279,750.00	2,279,750.00
OANDO Plc	7,802,356.90	7,802,356.90
Premier Commercial Bank	374,945.00	374,945.00
PZ	15,114,809.83	15,114,809.83
Savannah Sugar Company	15,672,162.00	15,672,162.00
Sterling Nigerian Limited	15,097,751.25	15,097,751.25
STYR Nigeria Limited	367,510.00	367,510.00
Total Plc	128,189,394.00	128,189,394.00
UAC	14,832,930.00	14,832,930.00

NOTES TO THE FINANCIAL STATEMENTS CONTD.

Description	Actual 2023	Actual 2022
	₦	₦
UBN	4,344,651.96	4,344,651.96
Unilever Plc	7,748,933.00	7,748,933.00
Urban Development Bank	5,161,290.00	5,161,290.00
WAPCO	27,183,618.40	27,183,618.40
Yola International Hotel	1,155,000.00	1,155,000.00
Yola International Hotel (Capital Loan)	4,990,634.00	4,990,634.00
Zenith Bank Plc	515,160.00	515,160.00
<b>Note 16: Investments Total</b>	<b>4,553,235,679.07</b>	<b>4,553,235,679.07</b>
<b>Note 17: Liability Over Assets</b>		
Opening Balance	166,367,698,289.52	126,427,078,995.43
External Loans	45,894,193,139.27	13,786,970,917.80
Domestic Debts	12,259,595,741.40	26,153,648,376.29
<b>Closing Balance</b>	<b>224,521,487,170.19</b>	<b>166,367,698,289.52</b>
<b>Note 18: Public Funds</b>		
<b>Note 18a: Consolidated Revenue Fund</b>		
Opening Balance	9,166,681,375.88	2,839,006,791.93
Add/(Less) Net Recurrent Surplus/(Deficit)	20,349,851,307.21	6,327,674,583.95
<b>Closing Balance</b>	<b>29,516,532,683.09</b>	<b>9,166,681,375.88</b>
<b>Note 18b: Capital Development Fund</b>		
Opening Balance	1,110,143,810.64	3,650,966,352.35
Add/(Less) Net Recurrent Surplus/(Deficit)	7,014,661,658.51	(2,540,822,541.71)
<b>Closing Balance</b>	<b>8,124,805,469.15</b>	<b>1,110,143,810.64</b>

NOTES TO THE FINANCIAL STATEMENTS CONTD.

Description	Actual 2023	Actual 2022
	₦	₦
<b>Note 18: Public Funds Total</b>	<b>37,641,338,152.24</b>	<b>10,276,825,186.52</b>
<b>Note 19: Domestic Debts</b>		
<b>Note 19a: Internal Loans</b>		
AMCON Loan- Principal	-	75,000,000.00
Budget Support Facility - Principal	18,175,017,762.29	18,253,536,974.00
Commercial Bank Loans	2,777,549,155.14	4,369,759,502.70
FGN Bail Out - Principal	8,223,442,339.18	8,392,662,584.77
FGN Bond - Principal	10,010,234,907.91	10,242,522,887.00
Govt. - Govt. Debt (Bridge Financing)	18,043,082,692.84	18,043,082,692.84
Health Care (2B)	527,300,490.60	1,526,653,524.02
Infrastructure Loan (Family Home Fund)	4,958,605,545.00	4,958,605,545.00
State Bond	15,344,345,738.89	17,849,532,637.00
Zenith Bank - Excess Crude Bank Loan- Principal	8,609,092,391.72	8,783,141,200.56
<b>Note 19a: Internal Loans Total</b>	<b>86,668,671,023.57</b>	<b>92,494,497,547.89</b>
<b>Note 19b: Other Domestic Debts</b>		
Contractors Arrears	19,171,811,802.96	4,031,639,527.86
Pension/Gratuity Arrears	27,197,355,966.76	24,252,105,976.14
Salary Arrears & Other Staff Claims	3,222,330,864.62	3,222,330,864.62
<b>Note 19b: Other Domestic Debts Total</b>	<b>49,591,498,634.34</b>	<b>31,506,076,368.62</b>
<b>Note 19: Domestic Debts Total</b>	<b>136,260,169,657.91</b>	<b>124,000,573,916.51</b>

NOTES TO THE FINANCIAL STATEMENTS CONTD.

Description	Actual 2023	Actual 2022
	₦	₦
<b>Note 20: External Loans</b>		
<b>External Loans (USD)</b>		
Aamawa State - National Fadama II - IDA	3,618,187.93	3,829,316.18
Adamawa Stat - Comm. & Social Dev. Proj. (Addn Fin.)	3,406,000.00	3,538,000.00
Adamawa State - 2nd Phase Rural Access and Mobility Prog.	4,500,000.00	5,000,000.00
Adamawa State - 3rd National Fadama Dev. Prog.	3,378,171.80	3,443,356.60
Adamawa State - Comm. & Social Devt. Proj.	3,880,867.13	3,935,840.58
Adamawa State - Comm. Based Agric & Rural Dev.	2,709,783.60	2,926,710.30
Adamawa State - Health Investment Proj. - IDA	33,025,248.01	33,117,594.43
Adamawa State - Health System Dev. Proj. (Addtn Financing)	3,547,143.96	3,579,907.93
Adamawa State - Health Systems Dev. II - IDA	2,583,640.26	2,752,476.50
Adamawa State - Rural Access & Mobility Proj. - IDA	29,350,840.04	30,294,587.07
Adamawa State- 2nd HIV/AIDS Programme	4,046,115.45	4,102,227.12
Adamawa State Bilingual Education Project	590,512.82	-
Adamawa State HIV/AIDS Prog.	1,610,365.50	1,725,065.34
Adamawa State The Inclusive Service Delivery	496,183.35	744,705.22
Adamawa StateThe Inclusive Basic Service Delivery & Livelihood Empowerment Intergrated program (IBSDLEP)-ADB.	1,020,204.10	-
World Bank Group: IDA - LEEM	5,433,617.94	5,614,738.54
<b>External Loans (USD) Total</b>	<b>103,196,881.89</b>	<b>104,604,525.81</b>
<b>Exchange Rate</b>	<b>₦899.39 = \$1</b>	<b>₦412.99 = \$1</b>
<b>External Loans (Naira Values)</b>		
Aamawa State - National Fadama II - IDA	3,254,172,896.93	1,717,639,772.54
Adamawa Stat - Comm. & Social Dev. Proj. (Addn Fin.)	3,063,332,558.00	1,586,969,900.00



NOTES TO THE FINANCIAL STATEMENTS CONTD.

Description	Actual 2023	Actual 2022
	₦	₦
Adamawa State - 2nd Phase Rural Access and Mobility Prog.	4,047,268,500.00	2,242,750,000.00
Adamawa State - 3rd National Fadama Dev. Prog.	3,038,304,069.72	1,544,517,602.93
Adamawa State - Comm. & Social Devt. Proj.	3,490,424,730.65	1,765,421,292.16
Adamawa State - Comm. Based Agric & Rural Dev.	2,437,160,401.35	1,312,775,905.07
Adamawa State - Health Investment Proj. - IDA	29,702,676,886.65	14,854,896,981.58
Adamawa State - Health System Dev. Proj. (Addtn Financing)	3,190,276,447.62	1,605,767,702.00
Adamawa State - Health Systems Dev. II - IDA	2,323,707,964.36	1,234,623,334.08
Adamawa State - Rural Access & Mobility Proj. - IDA	26,397,940,072.02	13,588,637,030.25
Adamawa State- 2nd HIV/AIDS Programme	3,639,047,912.92	1,840,053,974.68
Adamawa State Bilingual Education Project	531,103,096.72	-
Adamawa State HIV/AIDS Prog.	1,448,351,458.14	773,778,058.26
Adamawa State The Inclusive Service Delivery	446,263,830.25	334,037,526.43
Adamawa State The Inclusive Basic Service Delivery & Livelihood Empowerment Intergrated program (IBSDLEP)-ADB.	917,564,426.11	-
World Bank Group: IDA - LEEM	4,886,957,939.91	2,518,490,972.12
<b>External Loans (Naira Values) Total</b>	<b>92,814,553,191.35</b>	<b>46,920,360,052.08</b>

**Note 1A: STATE GOVERNMENT SHARE OF STATUTORY REVENUES**

MONTH	2023			2022		
	NET RECEIPT	DEDUCTED AT SOURCE	TOTAL	NET RECEIPT	DEDUCTED AT SOURCE	TOTAL
	₦	₦	₦	₦	₦	₦
JANUARY	3,027,060,695.34	1,187,984,787.79	<b>4,215,045,483.13</b>	2,590,588,753.28	636,246,474.08	<b>3,226,835,227.36</b>
FEBRUARY	1,417,629,656.23	1,016,516,279.80	<b>2,434,145,936.03</b>	955,223,923.62	636,246,474.08	<b>1,591,470,397.70</b>
MARCH	1,300,151,049.83	1,016,516,279.80	<b>2,316,667,329.63</b>	1,526,805,030.64	615,660,122.80	<b>2,142,465,153.44</b>
APRIL	2,141,332,900.96	1,016,516,279.80	<b>3,157,849,180.76</b>	2,480,045,763.20	715,148,862.00	<b>3,195,194,625.20</b>
MAY	1,321,925,128.08	921,238,134.97	<b>2,243,163,263.05</b>	2,203,127,151.25	615,660,122.80	<b>2,818,787,274.05</b>
JUNE	2,471,566,750.25	921,238,134.97	<b>3,392,804,885.22</b>	1,718,953,087.37	682,152,271.19	<b>2,401,105,358.56</b>
JULY	1,478,645,987.07	423,472,848.08	<b>1,902,118,835.15</b>	2,972,997,980.92	823,023,497.07	<b>3,796,021,477.99</b>
AUGUST	2,046,262,112.80	423,472,848.08	<b>2,469,734,960.88</b>	4,072,872,993.36	854,349,051.22	<b>4,927,222,044.58</b>
SEPTEMBER	1,666,621,466.63	577,678,430.57	<b>2,244,299,897.20</b>	2,093,139,511.59	717,902,902.29	<b>2,811,042,413.88</b>
OCTOBER	1,896,701,747.23	577,678,430.57	<b>2,474,380,177.80</b>	2,301,964,928.51	717,902,902.29	<b>3,019,867,830.80</b>
NOVEMBER	1,466,412,480.51	446,912,802.86	<b>1,913,325,283.37</b>	1,960,391,234.89	717,902,902.29	<b>2,678,294,137.18</b>
DECEMBER	1,804,118,304.20	463,601,155.01	<b>2,267,719,459.21</b>	3,471,069,585.26	717,902,902.29	<b>4,188,972,487.55</b>
<b>TOTAL</b>	<b>22,038,428,279.14</b>	<b>8,992,826,412.30</b>	<b>31,031,254,691.44</b>	<b>28,347,179,943.89</b>	<b>8,450,098,484.40</b>	<b>36,797,278,428.29</b>

**Note 1B: STATE GOVERNMENT SHARE OF VAT**

MONTH	2023	2022
	₦	₦
JANUARY	2,588,123,820.97	2,093,527,291.97
FEBRUARY	2,520,791,185.25	1,952,848,698.30
MARCH	2,464,095,359.42	1,850,566,611.16
APRIL	2,222,682,362.11	2,183,212,931.49
MAY	2,357,217,457.10	1,905,519,543.54
JUNE	2,791,781,324.39	2,182,966,508.30
JULY	2,992,949,020.08	2,207,775,530.30
AUGUST	2,939,260,842.22	1,873,389,028.49
SEPTEMBER	3,771,763,483.07	2,328,548,050.40
OCTOBER	3,063,009,301.71	2,101,784,648.56
NOVEMBER	3,725,933,580.96	2,303,619,719.83
DECEMBER	3,644,603,867.36	2,269,859,681.57
<b>TOTAL</b>	<b>35,082,211,604.63</b>	<b>25,253,618,243.92</b>

**Note 1C: STATE GOVERNMENT SHARE OF OTHER FAAC REVENUES**

MONTH	2023	2022
	₦	₦
JANUARY	547,988,073.45	122,149,191.97
FEBRUARY	1,025,705,674.94	778,515,631.04
MARCH	986,609,792.12	673,365,186.40
APRIL	255,755,459.35	88,482,312.70
MAY	2,581,066,159.22	280,852,691.51
JUNE	1,156,277,437.43	1,136,104,411.52
JULY	2,263,514,383.23	105,120,594.78
AUGUST	2,329,421,754.73	136,446,148.93
SEPTEMBER	2,990,353,758.15	218,228,257.93
OCTOBER	1,334,621,416.44	597,317,553.95
NOVEMBER	1,893,996,220.84	812,152,827.65
DECEMBER	2,541,348,058.64	284,508,161.52
<b>TOTAL</b>	<b>19,906,658,188.54</b>	<b>5,233,242,969.90</b>

**ADAMAWA STATE TOTAL DEBT PROFILE AS AT DECEMBER 31 2023**

	BALANCE AS AT 31/12/2022	ADDITIONS	TOTAL PRINCIPAL REPAYMENTS	BALANCE AS AT 31/12/2023
	₦	₦	₦	₦
<b>EXTERNAL LOANS (USD)</b>				
Adamawa State - 2nd Phase Rural Access and Mobility Prog.	5,000,000.00		500,000.00	4,500,000.00
Adamawa State The Inclusive Service Delivery	744,705.22		248,521.87	496,183.35
Adamawa State HIV/AIDS Prog.	1,725,065.34		114,699.84	1,610,365.50
Adamawa State - Health Systems Dev. II - IDA	2,752,476.50		168,836.24	2,583,640.26
World Bank Group: IDA - LEEM	5,614,738.54		181,120.60	5,433,617.94
Adamawa State - National Fadama II - IDA	3,829,316.18		211,128.25	3,618,187.93
Adamawa State - Comm. & Social Devt. Proj.	3,935,840.58		54,973.45	3,880,867.13
Adamawa State - Health System Dev. Proj. (Addtn Financing)	3,579,907.93		32,763.97	3,547,143.96
Adamawa State - 3rd National Fadama Dev. Prog.	3,443,356.60		65,184.80	3,378,171.80
Adamawa State - Rural Access & Mobility Proj. - IDA	30,294,587.07		943,747.03	29,350,840.04
Adamawa State - Health Investment Proj. - IDA	33,117,594.43		92,346.42	33,025,248.01
Adamawa State - Comm. & Social Dev. Proj. (Addn Fin.)	3,538,000.00		132,000.00	3,406,000.00
Adamawa State - Comm. Based Agric & Rural Dev.	2,926,710.30		216,926.70	2,709,783.60
Adamawa State- 2nd HIV/AIDS Programme	4,102,227.12		56,111.67	4,046,115.45
Adamawa State Bilingual Education Project		590,512.82		590,512.82
Adamawa State The Inclusive Basic Service Delivery & Livelihood Empowerment Intergrated program (IBSDLEP)- ADB.		1,020,204.10		1,020,204.10
	<b>104,604,525.81</b>	<b>1,610,716.92</b>	<b>3,018,360.84</b>	<b>103,196,881.89</b>
<b>External Loans (NGN) As At 31/12/2023 @ 899.39=\$1</b>				<b>92,814,553,191.35</b>
<b>DOMESTIC DEBTS</b>				
<b>Internal Loans</b>				
Commercial Bank Loans	4,369,759,502.70		1,592,210,347.56	2,777,549,155.14

*Report of the Auditor General on the Accounts of Adamawa State Government for the year ended 31st December 2023*

	BALANCE AS AT 31/12/2022	ADDITIONS	TOTAL PRINCIPAL REPAYMENTS	BALANCE AS AT 31/12/2023
	₦	₦	₦	₦
State Bond	17,849,532,637.00		2,505,186,898.11	15,344,345,738.89
Govt. - Govt. Debt (Bridge Financing)	18,043,082,692.84		-	18,043,082,692.84
Infrastructure Loan (Family Home Fund)	4,958,605,545.00		-	4,958,605,545.00
FGN Bail Out - Principal	8,392,662,584.77		169,220,245.59	8,223,442,339.18
FGN Bond - Principal	10,242,522,887.00		232,287,979.09	10,010,234,907.91
Zenith Bank - Excess Crude Bank Loan- Principal	8,783,141,200.56		174,048,808.84	8,609,092,391.72
Zenith Bank CACS Loans- Principal	-			-
AMCON Loan- Principal	75,000,000.00		75,000,000.00	-
Budget Support Facility - Principal	18,253,536,974.00		78,519,211.71	18,175,017,762.29
Health Care (2B)	1,526,653,524.02		999,353,033.42	527,300,490.60
<b>Internal Loans Total</b>	<b>92,494,497,547.89</b>	<b>-</b>	<b>5,825,826,524.32</b>	<b>86,668,671,023.57</b>
<b>Other Domestic Debts</b>				
Contractors Arrears	4,031,639,527.86	51,661,595,819.48	36,521,423,544.38	19,171,811,802.96
Pension/Gratuity Arrears	24,252,105,976.14	3,792,129,512.24	846,879,521.62	27,197,355,966.76
Salary Arrears & Other Staff Claims	3,222,330,864.62			3,222,330,864.62
<b>Other Domestic Debts Total</b>	<b>31,506,076,368.62</b>	<b>55,453,725,331.72</b>	<b>37,368,303,066.00</b>	<b>49,591,498,634.34</b>
<b>*TOTAL DOMESTIC DEBTS</b>	<b>124,000,573,916.51</b>	<b>55,453,725,331.72</b>	<b>43,194,129,590.32</b>	<b>136,260,169,657.91</b>
<b>TOTAL DEBTS (External + Domestic)</b>				<b>229,074,722,849.26</b>

\*The reported domestic debt profile of the State as at 31st December, 2023 in the audited financial statements stood at N136,260,169,657.91. This figure was reconciled with the Debt Management Agency reported figure which stood at N138,261,010,699.22 before publishing the Accountant General's report. The difference of N2,000,841,041.31 attributed to Local Governments Share of Paris Club Refund (recovery from the State) was not a loan. Hence, the Agency has updated its report and could be verified from their 1st Quarter 2024 Report.

## **PART TWO: DETAIL SCHEDULES**

# **Schedule of Detail Recurrent Revenue**

Report of the Auditor General on the Accounts of Adamawa State Government for the year ended 31st December 2023

SUMMARY OF RECURRENT REVENUE BY ADMINISTRATIVE CLASSIFICATION

Organisation Code	Organisation Name	Actual	Actual	Final Budget	Original Budget	Supplementary Budget	Variance
		2022	2023	2023	2023	2023	2023
		₦	₦	₦	₦	₦	₦
<b>01 - Administration Sector</b>							
011101000100	Bureau for Public Procurement	70,953,736.32	125,701,626.55	181,496,365.30	70,000,000.00	-	(55,794,738.75)
011101800100	Internal Affairs and Special Services	2,080,400.00	2,104,850.00	3,200,000.00	3,200,000.00	-	(1,095,150.00)
012300300100	Adamawa Television Corporation	9,745,150.00	10,933,345.00	13,262,202.13	5,828,857.13	-	(2,328,857.13)
012300400100	Adamawa Broadcasting Corporation	10,199,711.80	8,370,684.40	29,772,984.32	25,000,000.00	-	(21,402,299.92)
012301300100	Government Printing Press	1,233,810.00	2,831,930.00	11,000,000.00	11,000,000.00	-	(8,168,070.00)
012305500100	Adamawa Press Limited	24,425,350.00	17,578,500.00	26,763,857.14	26,763,857.14	-	(9,185,357.14)
012500500100	Establishment and Training Department	707,500.00	729,700.00	1,257,700.00	600,000.00	-	(528,000.00)
014700100100	Civil Service Commission	35,000.00	39,000.00	100,000.00	100,000.00	-	(61,000.00)
<b>01 - Administration Sector Total</b>		<b>119,380,658.12</b>	<b>168,289,635.95</b>	<b>266,853,108.89</b>	<b>142,492,714.27</b>	<b>-</b>	<b>(98,563,472.94)</b>
<b>02 - Economic Sector</b>							
021500100100	Ministry of Agriculture	109,555,130.00	442,258,210.00	1,008,882,350.00	3,203,311,000.00	-	(566,624,140.00)
021510300100	Adamawa Agricultural Mechanization Authority	300,000.00	-	-	-	-	-
022000100100	Ministry of Finance	101,888,967.00	162,521,460.00	528,716,900.00	466,200,000.00	-	(366,195,440.00)
022000700100	Office of the Accountant General	67,284,139,642.11	86,020,124,484.61	131,577,843,718.31	111,873,449,914.67	20,261,914,707.63	(45,557,719,233.70)
022000800100	Board of Internal Revenue	9,600,750,440.07	12,187,235,066.44	13,209,751,254.94	8,992,597,159.73	-	(1,022,516,188.50)
022200100100	Ministry of Commerce	28,281,400.00	25,112,390.00	48,000,000.00	48,000,000.00	-	(22,887,610.00)
022201800100	Adamawa Investment and Property Development Company	12,105,220.00	12,175,200.00	12,175,200.00	-	-	-
022201900100	Jimeta Modern Market Office	50,355,710.00	23,688,525.00	53,105,000.00	49,600,000.00	-	(29,416,475.00)
022900100100	Ministry of Transportation	71,982,645.00	94,230,000.00	172,466,000.00	130,100,000.00	-	(78,236,000.00)
022905300100	Adamawa Transport Company	6,114,500.00	7,282,000.00	7,282,000.00	-	-	-
023300100100	Ministry of Mineral Resources Development	1,230,000.00	3,500,000.00	3,500,000.00	-	-	-
023600100100	Ministry of Culture and Tourism	939,000.00	1,651,700.00	7,566,700.00	6,600,000.00	-	(5,915,000.00)
023600400100	Arts Council	150,000.00	1,335,000.00	1,335,000.00	-	-	-
025210200100	Adamawa State Water Board	2,949,700.00	3,014,200.00	5,000,000.00	5,000,000.00	-	(1,985,800.00)
025300100100	Ministry of Housing and Urban Development	420,000.00	360,000.00	2,000,000.00	2,000,000.00	-	(1,640,000.00)
025305300100	Adamawa State Urban Planning & Development Authority	73,799,060.75	74,839,631.00	624,237,086.00	565,505,000.00	-	(549,397,455.00)
026000100100	Ministry of Lands and Survey	60,722,228.51	90,320,982.99	156,575,268.68	146,300,000.00	-	(66,254,285.69)
026000200100	Office of the Surveyor General	14,907,900.00	14,944,942.60	23,300,000.00	23,300,000.00	-	(8,355,057.40)
026500100100	Ministry of Livestock & Aquaculture Development	99,496,750.00	613,003,935.53	1,321,583,286.13	2,623,500,000.00	-	(708,579,350.60)
026600100100	Ministry of Entrepreneurship Development	723,500.00	520,500.00	1,421,500.00	1,000,000.00	-	(901,000.00)
<b>02 - Economic Sector Total</b>		<b>77,520,811,793.44</b>	<b>99,778,118,228.18</b>	<b>148,764,741,264.06</b>	<b>128,136,463,074.40</b>	<b>20,261,914,707.63</b>	<b>(48,986,623,035.88)</b>
<b>03 - Law and Justice Sector</b>							
031801100100	Adamawa State Judicial Service Commission	282,000.00	-	-	-	-	-
031805100100	High Court of Justice	9,980,145.00	13,745,170.00	71,222,740.00	68,000,000.00	-	(57,477,570.00)
031805200100	Customary Court of Appeal	25,700.00	3,200.00	3,200.00	-	-	-
031805300100	Sharia Court of Appeal	21,140.00	-	200,000.00	200,000.00	-	(200,000.00)
031805500100	Area Courts	25,990,133.40	18,145,804.00	24,098,759.00	10,000,000.00	-	(5,952,955.00)
<b>03 - Law and Justice Sector Total</b>		<b>36,299,118.40</b>	<b>31,894,174.00</b>	<b>95,524,699.00</b>	<b>78,200,000.00</b>	<b>-</b>	<b>(63,630,525.00)</b>

Report of the Auditor General on the Accounts of Adamawa State Government for the year ended 31st December 2023

SUMMARY OF RECURRENT REVENUE BY ADMINISTRATIVE CLASSIFICATION CONTD.

Organisation Code	Organisation Name	Actual	Actual	Final Budget	Original Budget	Supplementary Budget	Variance
		2022	2023	2023	2023	2023	2023
		₦	₦	₦	₦	₦	₦
<b>05 - Social Sector</b>							
051300100100	Ministry of Youth and Sports Development	56,822,874.40	28,693,644.99	29,533,644.99	900,000.00	-	(840,000.00)
051400100100	Ministry of Women Affairs	277,500.00	117,000.00	680,000.00	620,000.00	-	(563,000.00)
051700100100	Ministry of Education and Human Capital Development	9,875,500.00	5,180,000.00	28,365,000.00	28,000,000.00	-	(23,185,000.00)
051705100100	Post Primary Schools Mgt Board	370,000.00	301,000.00	412,000.00	242,000.00	-	(111,000.00)
052100100100	Ministry of Health and Human Services	2,853,705.00	1,050,500.00	7,354,000.00	7,200,000.00	-	(6,303,500.00)
052102700100	Adamawa State Referral Center	10,997,025.75	2,945,000.00	62,945,000.00	60,000,000.00	-	(60,000,000.00)
052110200100	Adamawa State Hospital Services Management Board	325,500,280.00	304,180,186.00	582,199,500.00	2,982,199,500.00	-	(278,019,314.00)
052110300100	Adamawa Traditional Medicine Board	330,500.00	311,000.00	518,000.00	517,500.00	-	(207,000.00)
052111300100	Adamawa Essential Drugs Programme	28,258,830.00	39,967,442.00	79,967,442.00	40,000,000.00	-	(40,000,000.00)
053500100100	Ministry of Environment and Natural Resources Development	8,386,200.00	6,960,000.00	36,410,000.00	36,410,000.00	-	(29,450,000.00)
056800100100	Ministry of Tertiary and Professional Education	400,000.00	-	4,600,000.00	4,600,000.00	-	(4,600,000.00)
056800300100	College of Agriculture Ganye	27,575,800.00	16,682,650.00	100,032,650.00	83,350,000.00	-	(83,350,000.00)
056800400100	College of Legal Studies Yola	160,848,247.00	88,900,600.00	160,817,700.00	87,482,200.00	-	(71,917,100.00)
056801800100	Adamawa State Polytechnic Yola	420,773,548.00	294,387,860.50	631,629,190.50	405,406,000.00	-	(337,241,330.00)
056801900100	College of Education Hong	200,676,700.00	206,621,300.00	323,494,300.00	317,353,000.00	-	(116,873,000.00)
056802100100	Adamawa State University Mubi	1,272,597,717.53	1,874,662,238.84	3,090,156,196.86	1,619,787,000.00	-	(1,215,493,958.02)
056802300100	College of Nursing & Midwifery Yola	130,888,114.00	109,339,000.00	114,100,000.00	97,000,000.00	-	(4,761,000.00)
056802400100	College of Health Technology Michika	125,990,500.00	127,713,000.00	172,809,000.00	163,005,000.00	-	(45,096,000.00)
<b>05 - Social Sector Total</b>		<b>2,783,423,041.68</b>	<b>3,108,012,422.33</b>	<b>5,426,023,624.35</b>	<b>5,934,072,200.00</b>	<b>-</b>	<b>(2,318,011,202.02)</b>



Report of the Auditor General on the Accounts of Adamawa State Government for the year ended 31st December 2023

SCHEDULE OF RECURRENT REVENUE

Economic Code	Economic Description	Actual	Actual	Final Budget	Original Budget	Supplementary Budget	Variance
		2022	2023	2023	2023	2023	2023
		₦	₦	₦	₦	₦	₦
<b>STATE GOVERNMENT SHARE OF STATUTORY REVENUES</b>							
<b>022000700100 - Office of the Accountant General</b>							
11010101	Statutory Allocation	36,797,278,428.29	31,031,254,691.44	74,573,184,874.30	54,311,270,166.67	20,261,914,707.63	(43,541,930,182.86)
<b>022000700100 - Office of the Accountant General Total</b>		<b>36,797,278,428.29</b>	<b>31,031,254,691.44</b>	<b>74,573,184,874.30</b>	<b>54,311,270,166.67</b>	<b>20,261,914,707.63</b>	<b>(43,541,930,182.86)</b>
<b>STATE GOVERNMENT SHARE OF STATUTORY REVENUES Total</b>		<b>36,797,278,428.29</b>	<b>31,031,254,691.44</b>	<b>74,573,184,874.30</b>	<b>54,311,270,166.67</b>	<b>20,261,914,707.63</b>	<b>(43,541,930,182.86)</b>
<b>STATE GOVERNMENT SHARE OF VAT</b>							
<b>022000700100 - Office of the Accountant General</b>							
11010201	Share of VAT	25,253,618,243.92	35,082,211,604.63	35,082,211,604.64	30,641,989,004.00	-	(0.01)
<b>022000700100 - Office of the Accountant General Total</b>		<b>25,253,618,243.92</b>	<b>35,082,211,604.63</b>	<b>35,082,211,604.64</b>	<b>30,641,989,004.00</b>	<b>-</b>	<b>(0.01)</b>
<b>STATE GOVERNMENT SHARE OF VAT Total</b>		<b>25,253,618,243.92</b>	<b>35,082,211,604.63</b>	<b>35,082,211,604.64</b>	<b>30,641,989,004.00</b>	<b>-</b>	<b>(0.01)</b>
<b>STATE GOVERNMENT SHARE OF OTHER FAAC REVENUES</b>							
<b>022000700100 - Office of the Accountant General</b>							
11010301	Stamp Duty	-	-	1,000,000,000.00	20,000,000,000.00	-	(1,000,000,000.00)
11010302	Excess Crude	-	675,847,155.36	720,190,744.00	720,190,744.00	-	(44,343,588.64)
11010306	Ecological Fund	1,097,905,223.52	1,294,959,050.37	1,301,000,000.00	1,000,000,000.00	-	(6,040,949.63)
11010307	Exchange Rate Difference	142,063,255.56	13,159,936,992.09	12,115,000,000.00	615,000,000.00	-	1,044,936,992.09
11010308	Stabilization Fund Receipts	-	-	285,000,000.00	285,000,000.00	-	(285,000,000.00)
11010309	Non Oil Revenue	2,595,422,874.18	1,851,575,507.75	3,688,256,495.37	2,300,000,000.00	-	(1,836,680,987.62)
11010310	Other FAAC Transfers	1,397,851,616.64	2,924,339,482.97	2,813,000,000.00	2,000,000,000.00	-	111,339,482.97
<b>022000700100 - Office of the Accountant General Total</b>		<b>5,233,242,969.90</b>	<b>19,906,658,188.54</b>	<b>21,922,447,239.37</b>	<b>26,920,190,744.00</b>	<b>-</b>	<b>(2,015,789,050.83)</b>
<b>STATE GOVERNMENT SHARE OF OTHER FAAC REVENUES Total</b>		<b>5,233,242,969.90</b>	<b>19,906,658,188.54</b>	<b>21,922,447,239.37</b>	<b>26,920,190,744.00</b>	<b>-</b>	<b>(2,015,789,050.83)</b>
<b>PERSONAL TAXES</b>							
<b>022000800100 - Board of Internal Revenue</b>							
12010101	Direct Assessment	206,588,960.95	99,506,124.22	150,000,000.00	150,000,000.00	-	(50,493,875.78)
12010102	Pay As You Earn (PAYE) Federal	1,799,276,680.84	1,803,906,230.61	2,166,541,250.00	2,166,541,250.00	-	(362,635,019.39)
12010103	Pay As You Earn (PAYE) State	1,622,815,062.54	1,617,312,216.54	1,617,312,216.54	1,602,500,000.00	-	-
12010104	Pay As You Earn (PAYE) Local Government	232,992,506.35	142,985,742.07	350,000,000.00	350,000,000.00	-	(207,014,257.93)
12010105	Pay As You Earn (PAYE) Companies	1,574,439,492.22	1,978,974,796.82	1,978,974,796.82	1,800,000,000.00	-	-
12010106	Pay As You Earn (PAYE) (A/V) Arrears	2,954,380,342.61	3,594,103,081.72	3,594,103,081.72	2,175,827,750.00	-	-
<b>022000800100 - Board of Internal Revenue Total</b>		<b>8,390,493,045.51</b>	<b>9,236,788,191.98</b>	<b>9,856,931,345.08</b>	<b>8,244,869,000.00</b>	<b>-</b>	<b>(620,143,153.10)</b>
<b>PERSONAL TAXES Total</b>		<b>8,390,493,045.51</b>	<b>9,236,788,191.98</b>	<b>9,856,931,345.08</b>	<b>8,244,869,000.00</b>	<b>-</b>	<b>(620,143,153.10)</b>
<b>OTHER TAXES</b>							
<b>021500100100 - Ministry of Agriculture</b>							
12010307	Produce Sales Tax	94,514,950.00	434,091,860.00	1,000,000,000.00	3,200,000,000.00	-	(565,908,140.00)

Report of the Auditor General on the Accounts of Adamawa State Government for the year ended 31st December 2023

SCHEDULE OF RECURRENT REVENUE CONTD.

Economic Code	Economic Description	Actual	Actual	Final Budget	Original Budget	Supplementary Budget	Variance
		2022	2023	2023	2023	2023	2023
		₦	₦	₦	₦	₦	₦
<b>021500100100 - Ministry of Agriculture Total</b>		<b>94,514,950.00</b>	<b>434,091,860.00</b>	<b>1,000,000,000.00</b>	<b>3,200,000,000.00</b>	<b>-</b>	<b>(565,908,140.00)</b>
<b>022000800100 - Board of Internal Revenue</b>							
12010301	5% WHT on Payment to Contractors	330,876,781.93	307,026,691.74	600,000,000.00	600,000,000.00	-	(292,973,308.26)
12010302	10% WHT on Rent	16,200,408.79	7,069,441.69	18,200,000.00	18,200,000.00	-	(11,130,558.31)
12010303	Developmental Levy - General	5,529,901.00	3,439,032.00	20,000,000.00	20,000,000.00	-	(16,560,968.00)
12010304	Stamp Duties (State)	3,452,344.00	3,207,300.00	3,207,300.00	-	-	-
12010305	Capital Gains Tax	2,728,980.36	2,284,971.90	30,000,000.00	30,000,000.00	-	(27,715,028.10)
12010306	Pools Betting\Casino\Snooker	-	9,894,802.29	9,894,802.29	400,000.00	-	-
12010312	WHT on Bank Interest	-	1,819,215,937.67	1,819,215,937.67	-	-	-
12010314	10% WHT on Dividend	-	85,761,502.90	85,761,502.90	-	-	-
<b>022000800100 - Board of Internal Revenue Total</b>		<b>358,788,416.08</b>	<b>2,237,899,680.19</b>	<b>2,586,279,542.86</b>	<b>668,600,000.00</b>	<b>-</b>	<b>(348,379,862.67)</b>
<b>026000100100 - Ministry of Lands and Survey</b>							
12010303	Developmental Levy - General	1,460,000.00	9,000,000.00	23,000,000.00	23,000,000.00	-	(14,000,000.00)
12010304	Stamp Duties (State)	1,771,062.48	150,000.00	150,000.00	-	-	-
<b>026000100100 - Ministry of Lands and Survey Total</b>		<b>3,231,062.48</b>	<b>9,150,000.00</b>	<b>23,150,000.00</b>	<b>23,000,000.00</b>	<b>-</b>	<b>(14,000,000.00)</b>
<b>056800300100 - College of Agriculture Ganye</b>							
12010309	2.5% Charges On Hotel and Tax	307,000.00	-	-	-	-	-
<b>056800300100 - College of Agriculture Ganye Total</b>		<b>307,000.00</b>	<b>-</b>	<b>-</b>	<b>-</b>	<b>-</b>	<b>-</b>
<b>056801800100 - Adamawa State Polytechnic Yola</b>							
12010309	2.5% Charges On Hotel and Tax	6,505,000.00	-	-	-	-	-
<b>056801800100 - Adamawa State Polytechnic Yola Total</b>		<b>6,505,000.00</b>	<b>-</b>	<b>-</b>	<b>-</b>	<b>-</b>	<b>-</b>
<b>056802100100 - Adamawa State University Mubi</b>							
12010309	2.5% Charges On Hotel and Tax	4,958,500.00	1,251,723,653.58	1,251,723,653.58	-	-	-
<b>056802100100 - Adamawa State University Mubi Total</b>		<b>4,958,500.00</b>	<b>1,251,723,653.58</b>	<b>1,251,723,653.58</b>	<b>-</b>	<b>-</b>	<b>-</b>
<b>OTHER TAXES Total</b>		<b>468,304,928.56</b>	<b>3,932,865,193.77</b>	<b>4,861,153,196.44</b>	<b>3,891,600,000.00</b>	<b>-</b>	<b>(928,288,002.67)</b>
<b>LICENCES - GENERAL</b>							
<b>021500100100 - Ministry of Agriculture</b>							
12020130	Produce Buying/Merchant Licenses	10,600.00	-	100,000.00	100,000.00	-	(100,000.00)
12020131	Hides and Skin Loading Licenses	1,404,480.00	-	-	-	-	-
<b>021500100100 - Ministry of Agriculture Total</b>		<b>1,415,080.00</b>	<b>-</b>	<b>100,000.00</b>	<b>100,000.00</b>	<b>-</b>	<b>(100,000.00)</b>
<b>022000800100 - Board of Internal Revenue</b>							
12020101	Driving Licenses	52,617,190.00	31,700,125.00	31,700,125.00	2,100,000.00	-	-
12020102	Plastic Number Plate	4,898,900.00	459,700.00	459,700.00	180,200.00	-	-
12020135	Pool Betting & Casino Licenses/Gaming	25,489,917.06	-	-	-	-	-

Report of the Auditor General on the Accounts of Adamawa State Government for the year ended 31st December 2023

SCHEDULE OF RECURRENT REVENUE CONTD.

Economic Code	Economic Description	Actual	Actual	Final Budget	Original Budget	Supplementary Budget	Variance
		2022	2023	2023	2023	2023	2023
		₦	₦	₦	₦	₦	₦
12020138	Drivers' Licenses	39,503,325.00	42,781,009.34	42,781,009.34	-	-	-
12020152	Learners Permit	1,464,600.00	1,248,550.00	1,500,000.00	1,500,000.00	-	(251,450.00)
12020159	Hackney Permit	4,563,500.00	2,899,550.00	2,899,550.00	-	-	-
12020169	Driver Badge/Side Sticker Fees	-	1,436,100.00	1,436,100.00	-	-	-
<b>022000800100 - Board of Internal Revenue Total</b>		<b>128,537,432.06</b>	<b>80,525,034.34</b>	<b>80,776,484.34</b>	<b>3,780,200.00</b>	<b>-</b>	<b>(251,450.00)</b>
<b>022200100100 - Ministry of Commerce</b>							
12020145	Licencing of Computer Based Business Centre	-	179,790.00	1,000,000.00	1,000,000.00	-	(820,210.00)
<b>022200100100 - Ministry of Commerce Total</b>		<b>-</b>	<b>179,790.00</b>	<b>1,000,000.00</b>	<b>1,000,000.00</b>	<b>-</b>	<b>(820,210.00)</b>
<b>022900100100 - Ministry of Transportation</b>							
12020108	Operating Permit for Transport Unions	10,000.00	55,000.00	55,000.00	-	-	-
12020146	Heavy Duty Permit	57,500.00	73,500.00	1,250,000.00	1,250,000.00	-	(1,176,500.00)
12020147	Licence for Transport Operators, Keke Rider, Buses & T	10,582,000.00	5,799,000.00	35,000,000.00	35,000,000.00	-	(29,201,000.00)
12020160	Private Driving School Operating Permit	20,000.00	-	-	-	-	-
12020161	Road/Roof Rack Permit	48,000.00	37,000.00	100,000.00	100,000.00	-	(63,000.00)
12020164	Professional Certification for Heavy Trucks Mechanics	5,000.00	-	-	-	-	-
12020165	Professional Certification of Motor Mechanics Light Vehicle	-	-	20,000,000.00	20,000,000.00	-	(20,000,000.00)
12020168	Leased Vehicle Operating Permit	-	-	16,500,000.00	16,500,000.00	-	(16,500,000.00)
<b>022900100100 - Ministry of Transportation Total</b>		<b>10,722,500.00</b>	<b>5,964,500.00</b>	<b>72,905,000.00</b>	<b>72,850,000.00</b>	<b>-</b>	<b>(66,940,500.00)</b>
<b>022905300100 - Adamawa Transport Company</b>							
12020151	Registration Permit	12,500.00	-	-	-	-	-
12020168	Leased Vehicle Operating Permit	5,640,000.00	6,790,000.00	6,790,000.00	-	-	-
<b>022905300100 - Adamawa Transport Company Total</b>		<b>5,652,500.00</b>	<b>6,790,000.00</b>	<b>6,790,000.00</b>	<b>-</b>	<b>-</b>	<b>-</b>
<b>023300100100 - Ministry of Mineral Resources Development</b>							
12020151	Registration Permit	720,000.00	1,400,000.00	1,400,000.00	-	-	-
<b>023300100100 - Ministry of Mineral Resources Development Total</b>		<b>720,000.00</b>	<b>1,400,000.00</b>	<b>1,400,000.00</b>	<b>-</b>	<b>-</b>	<b>-</b>
<b>026000100100 - Ministry of Lands and Survey</b>							
12020166	Land Clearance Permit	-	-	2,000,000.00	2,000,000.00	-	(2,000,000.00)
<b>026000100100 - Ministry of Lands and Survey Total</b>		<b>-</b>	<b>-</b>	<b>2,000,000.00</b>	<b>2,000,000.00</b>	<b>-</b>	<b>(2,000,000.00)</b>
<b>026500100100 - Ministry of Livestock &amp; Aquaculture Development</b>							
12020103	Fishing Licenses	2,022,000.00	629,000.00	629,000.00	-	-	-
12020110	Trade Animal Licence	-	-	500,000.00	500,000.00	-	(500,000.00)
12020111	Hides & Skin Loading License	440,600.00	1,365,500.00	5,000,000.00	5,000,000.00	-	(3,634,500.00)
12020112	Meat Storage and Sales License	-	-	2,500,000.00	2,500,000.00	-	(2,500,000.00)
12020125	Dried Fish & Meat Licenses	23,500.00	-	-	-	-	-
12020153	Hides & Skin Buyers License	87,600.00	173,000.00	500,000.00	500,000.00	-	(327,000.00)
12020171	Fish Cold Rooms Operators License	-	5,000.00	5,000.00	-	-	-

Report of the Auditor General on the Accounts of Adamawa State Government for the year ended 31st December 2023

SCHEDULE OF RECURRENT REVENUE CONTD.

Economic Code	Economic Description	Actual	Actual	Final Budget	Original Budget	Supplementary Budget	Variance
		2022	2023	2023	2023	2023	2023
		₦	₦	₦	₦	₦	₦
<b>026500100100 - Ministry of Livestock &amp; Aquaculture Development Total</b>		<b>2,573,700.00</b>	<b>2,172,500.00</b>	<b>9,134,000.00</b>	<b>8,500,000.00</b>	<b>-</b>	<b>(6,961,500.00)</b>
<b>026600100100 - Ministry of Entrepreneurship Development</b>							
12020142	Trade Permit Licenses	10,000.00	99,000.00	1,000,000.00	1,000,000.00	-	(901,000.00)
<b>026600100100 - Ministry of Entrepreneurship Development Total</b>		<b>10,000.00</b>	<b>99,000.00</b>	<b>1,000,000.00</b>	<b>1,000,000.00</b>	<b>-</b>	<b>(901,000.00)</b>
<b>051400100100 - Ministry of Women Affairs</b>							
12020105	Pools and Gaming Machines	-	10,000.00	10,000.00	-	-	-
12020155	Auctioneer Licenses	-	-	100,000.00	100,000.00	-	(100,000.00)
12020157	Liquor Licenses	195,500.00	37,000.00	200,000.00	200,000.00	-	(163,000.00)
12020158	Tambola Licence	-	-	100,000.00	100,000.00	-	(100,000.00)
12020159	Hackney Permit	-	-	100,000.00	100,000.00	-	(100,000.00)
12020162	Trophy Dealer Licences	-	-	100,000.00	100,000.00	-	(100,000.00)
<b>051400100100 - Ministry of Women Affairs Total</b>		<b>195,500.00</b>	<b>47,000.00</b>	<b>610,000.00</b>	<b>600,000.00</b>	<b>-</b>	<b>(563,000.00)</b>
<b>052100100100 - Ministry of Health and Human Services</b>							
12020139	Patent Medicine & Drug Stores Licenses	-	-	2,200,000.00	2,200,000.00	-	(2,200,000.00)
12020150	Part Four Chemical Licence Argo/Chem. Insecticides	600,000.00	154,000.00	154,000.00	-	-	-
<b>052100100100 - Ministry of Health and Human Services Total</b>		<b>600,000.00</b>	<b>154,000.00</b>	<b>2,354,000.00</b>	<b>2,200,000.00</b>	<b>-</b>	<b>(2,200,000.00)</b>
<b>052110300100 - Adamawa Traditional Medicine Board</b>							
12020114	Hawking Permit	119,000.00	74,500.00	200,000.00	200,000.00	-	(125,500.00)
12020115	Renewal of License to Practice	56,500.00	72,000.00	100,000.00	100,000.00	-	(28,000.00)
12020132	Herbal Practice Permit (Full Registration)	62,500.00	84,000.00	137,500.00	137,500.00	-	(53,500.00)
12020149	Registration of Medicine Stores/Herbs Center	92,500.00	80,500.00	80,500.00	80,000.00	-	-
<b>052110300100 - Adamawa Traditional Medicine Board Total</b>		<b>330,500.00</b>	<b>311,000.00</b>	<b>518,000.00</b>	<b>517,500.00</b>	<b>-</b>	<b>(207,000.00)</b>
<b>053500100100 - Ministry of Environment and Natural Resources Development</b>							
12020104	Wild Life Hunting Licenses	236,300.00	316,100.00	400,000.00	400,000.00	-	(83,900.00)
12020143	Forest Licence, Chain Saw Licences	296,000.00	132,800.00	1,000,000.00	1,000,000.00	-	(867,200.00)
12020156	Environmental M/Purpose Lab.	50,000.00	50,000.00	300,000.00	300,000.00	-	(250,000.00)
12020162	Trophy Dealer Licences	51,200.00	35,500.00	300,000.00	300,000.00	-	(264,500.00)
<b>053500100100 - Ministry of Environment and Natural Resources Development Total</b>		<b>633,500.00</b>	<b>534,400.00</b>	<b>2,000,000.00</b>	<b>2,000,000.00</b>	<b>-</b>	<b>(1,465,600.00)</b>
<b>LICENCES - GENERAL Total</b>		<b>151,390,712.06</b>	<b>98,177,224.34</b>	<b>180,587,484.34</b>	<b>94,547,700.00</b>	<b>-</b>	<b>(82,410,260.00)</b>
<b>MINING RENTS</b>							
<b>023300100100 - Ministry of Mineral Resources Development</b>							
12020207	Rent on Mining Lease	510,000.00	1,260,000.00	1,260,000.00	-	-	-
12020210	Application Processing Fee	-	840,000.00	840,000.00	-	-	-
<b>023300100100 - Ministry of Mineral Resources Development Total</b>		<b>510,000.00</b>	<b>2,100,000.00</b>	<b>2,100,000.00</b>	<b>-</b>	<b>-</b>	<b>-</b>

Report of the Auditor General on the Accounts of Adamawa State Government for the year ended 31st December 2023

SCHEDULE OF RECURRENT REVENUE CONTD.

Economic Code	Economic Description	Actual	Actual	Final Budget	Original Budget	Supplementary Budget	Variance
		2022	2023	2023	2023	2023	2023
		₦	₦	₦	₦	₦	₦
<b>MINING RENTS Total</b>		<b>510,000.00</b>	<b>2,100,000.00</b>	<b>2,100,000.00</b>	<b>-</b>	<b>-</b>	<b>-</b>
<b>FEES - GENERAL</b>							
<b>011101000100 - Bureau for Public Procurement</b>							
12020404	Contract/Vetting/Procurement Fees - General	58,271,736.32	-	50,000,000.00	50,000,000.00	-	(50,000,000.00)
12020410	Registration Fees - General	12,682,000.00	14,205,261.25	20,000,000.00	20,000,000.00	-	(5,794,738.75)
12020481	Contractors/Suppliers Bidding Fees	-	111,496,365.30	111,496,365.30	-	-	-
<b>011101000100 - Bureau for Public Procurement Total</b>		<b>70,953,736.32</b>	<b>125,701,626.55</b>	<b>181,496,365.30</b>	<b>70,000,000.00</b>	<b>-</b>	<b>(55,794,738.75)</b>
<b>011101800100 - Internal Affairs and Special Services</b>							
12020441	Fire Safety Inspections Fees	2,080,400.00	2,104,850.00	3,200,000.00	3,200,000.00	-	(1,095,150.00)
<b>011101800100 - Internal Affairs and Special Services Total</b>		<b>2,080,400.00</b>	<b>2,104,850.00</b>	<b>3,200,000.00</b>	<b>3,200,000.00</b>	<b>-</b>	<b>(1,095,150.00)</b>
<b>012301300100 - Government Printing Press</b>							
12020442	Printing Fees - General	994,350.00	2,427,030.00	10,000,000.00	10,000,000.00	-	(7,572,970.00)
<b>012301300100 - Government Printing Press Total</b>		<b>994,350.00</b>	<b>2,427,030.00</b>	<b>10,000,000.00</b>	<b>10,000,000.00</b>	<b>-</b>	<b>(7,572,970.00)</b>
<b>021500100100 - Ministry of Agriculture</b>							
12020444	Application Fees Produce Merchants	-	-	11,000.00	11,000.00	-	(11,000.00)
12020445	Grading Fees	13,524,100.00	7,971,350.00	7,971,350.00	2,400,000.00	-	-
<b>021500100100 - Ministry of Agriculture Total</b>		<b>13,524,100.00</b>	<b>7,971,350.00</b>	<b>7,982,350.00</b>	<b>2,411,000.00</b>	<b>-</b>	<b>(11,000.00)</b>
<b>021510300100 - Adamawa Agricultural Mechanization Authority</b>							
12020402	Timber and forest Fees	300,000.00	-	-	-	-	-
<b>021510300100 - Adamawa Agricultural Mechanization Authority Total</b>		<b>300,000.00</b>	<b>-</b>	<b>-</b>	<b>-</b>	<b>-</b>	<b>-</b>
<b>022000800100 - Board of Internal Revenue</b>							
12020401	Motor Vehicle Fees - General	10,718,875.00	10,345,337.00	46,304,209.73	46,304,209.73	-	(35,958,872.73)
12020406	Audit/Financial Consulting Fees - General	25,000.00	40,000.00	500,000.00	500,000.00	-	(460,000.00)
12020410	Registration Fees - General	2,786,625.00	768,400.00	15,500,000.00	15,500,000.00	-	(14,731,600.00)
12020447	Sign Bill Board and Adverts	1,571,085.16	-	-	-	-	-
12020466	Facility Fees	-	1,094,288.80	1,094,288.80	-	-	-
12020468	Transfer of Ownership Fees	3,512,920.00	2,408,750.00	5,000,000.00	5,000,000.00	-	(2,591,250.00)
12020469	Certificate of Road Worthiness Fees	25,906,375.00	24,387,825.00	24,387,825.00	7,943,750.00	-	-
<b>022000800100 - Board of Internal Revenue Total</b>		<b>44,520,880.16</b>	<b>39,044,600.80</b>	<b>92,786,323.53</b>	<b>75,247,959.73</b>	<b>-</b>	<b>(53,741,722.73)</b>
<b>022200100100 - Ministry of Commerce</b>							
12020403	Renewal Fees - General	27,658,900.00	24,812,100.00	30,000,000.00	30,000,000.00	-	(5,187,900.00)
12020410	Registration Fees - General	622,500.00	120,500.00	5,000,000.00	5,000,000.00	-	(4,879,500.00)
<b>022200100100 - Ministry of Commerce Total</b>		<b>28,281,400.00</b>	<b>24,932,600.00</b>	<b>35,000,000.00</b>	<b>35,000,000.00</b>	<b>-</b>	<b>(10,067,400.00)</b>
<b>022201900100 - Jimeta Modern Market Office</b>							

Report of the Auditor General on the Accounts of Adamawa State Government for the year ended 31st December 2023

SCHEDULE OF RECURRENT REVENUE CONTD.

Economic Code	Economic Description	Actual	Actual	Final Budget	Original Budget	Supplementary Budget	Variance
		2022	2023	2023	2023	2023	2023
		₦	₦	₦	₦	₦	₦
12020464	Daily toll Ticket Fees	15,856,970.00	3,753,695.00	17,200,000.00	17,200,000.00	-	(13,446,305.00)
12020465	Loading & off Loading Fees	11,178,240.00	2,506,630.00	12,400,000.00	12,400,000.00	-	(9,893,370.00)
12020466	Facility Fees	17,245,500.00	13,923,200.00	20,000,000.00	20,000,000.00	-	(6,076,800.00)
<b>022201900100 - Jimeta Modern Market Office Total</b>		<b>44,280,710.00</b>	<b>20,183,525.00</b>	<b>49,600,000.00</b>	<b>49,600,000.00</b>	<b>-</b>	<b>(29,416,475.00)</b>
<b>022900100100 - Ministry of Transportation</b>							
12020431	Drivers Licence Fees - General	2,937,700.00	4,930,600.00	5,000,000.00	5,000,000.00	-	(69,400.00)
12020433	Defect Vehicle Inspection Fees	291,000.00	252,000.00	1,000,000.00	1,000,000.00	-	(748,000.00)
12020434	Impounded Vehicle Packing Fees	714,000.00	490,000.00	1,000,000.00	1,000,000.00	-	(510,000.00)
12020437	Light Vehicle Inspection Fatal/Minor Fees	-	2,000.00	150,000.00	150,000.00	-	(148,000.00)
12020438	Heavy Duty Accident Inspection Fatal/Minor Fees	-	3,000.00	100,000.00	100,000.00	-	(97,000.00)
<b>022900100100 - Ministry of Transportation Total</b>		<b>3,942,700.00</b>	<b>5,677,600.00</b>	<b>7,250,000.00</b>	<b>7,250,000.00</b>	<b>-</b>	<b>(1,572,400.00)</b>
<b>022905300100 - Adamawa Transport Company</b>							
12020413	Annual Dues	462,000.00	492,000.00	492,000.00	-	-	-
<b>022905300100 - Adamawa Transport Company Total</b>		<b>462,000.00</b>	<b>492,000.00</b>	<b>492,000.00</b>	<b>-</b>	<b>-</b>	<b>-</b>
<b>025210200100 - Adamawa State Water Board</b>							
12020470	Water Rates	2,949,700.00	3,014,200.00	5,000,000.00	5,000,000.00	-	(1,985,800.00)
<b>025210200100 - Adamawa State Water Board Total</b>		<b>2,949,700.00</b>	<b>3,014,200.00</b>	<b>5,000,000.00</b>	<b>5,000,000.00</b>	<b>-</b>	<b>(1,985,800.00)</b>
<b>025300100100 - Ministry of Housing and Urban Development</b>							
12020425	Approval of Building Plans Upstairs Fees	420,000.00	360,000.00	2,000,000.00	2,000,000.00	-	(1,640,000.00)
<b>025300100100 - Ministry of Housing and Urban Development Total</b>		<b>420,000.00</b>	<b>360,000.00</b>	<b>2,000,000.00</b>	<b>2,000,000.00</b>	<b>-</b>	<b>(1,640,000.00)</b>
<b>025305300100 - Adamawa State Urban Planning &amp; Development Authority</b>							
12020417	Tertiary Institution Fees - General	23,075,063.75	-	-	-	-	-
12020447	Sign Bill Board and Adverts	10,810,000.00	2,412,000.00	10,000,000.00	10,000,000.00	-	(7,588,000.00)
12020450	Filling Station Permit	100,000.00	-	5,000,000.00	5,000,000.00	-	(5,000,000.00)
12020451	Approval of Building Plans	14,532,997.00	13,190,545.00	50,000,000.00	50,000,000.00	-	(36,809,455.00)
12020452	Mast Installation Base	11,400,000.00	20,661,330.00	20,661,330.00	5,000.00	-	-
12020453	Street Naming and House Numbering	200,000.00	500,000.00	500,000,000.00	500,000,000.00	-	(499,500,000.00)
<b>025305300100 - Adamawa State Urban Planning &amp; Development Authority Total</b>		<b>60,118,060.75</b>	<b>36,763,875.00</b>	<b>585,661,330.00</b>	<b>565,005,000.00</b>	<b>-</b>	<b>(548,897,455.00)</b>
<b>026000100100 - Ministry of Lands and Survey</b>							
12020403	Renewal Fees - General	-	-	500,000.00	500,000.00	-	(500,000.00)
12020407	Application/Preparation for Certificate of Occupancy Fees	22,875,670.15	12,806,328.93	30,000,000.00	30,000,000.00	-	(17,193,671.07)
12020410	Registration Fees - General	10,341,477.55	15,470,127.59	15,470,127.59	15,000,000.00	-	-
12020471	Identity Card Fees [ID]	-	-	1,000,000.00	1,000,000.00	-	(1,000,000.00)
12020479	Land Demarcation Fee (Split Charge)	-	-	1,500,000.00	1,500,000.00	-	(1,500,000.00)
12020480	Building Conversion Fee (Change of Purpose Fee)	-	-	1,000,000.00	1,000,000.00	-	(1,000,000.00)
12020482	Payment Advice on Certificate	-	7,340,342.15	7,340,342.15	-	-	-

Report of the Auditor General on the Accounts of Adamawa State Government for the year ended 31st December 2023

SCHEDULE OF RECURRENT REVENUE CONTD.

Economic Code	Economic Description	Actual	Actual	Final Budget	Original Budget	Supplementary Budget	Variance
		2022	2023	2023	2023	2023	2023
		₦	₦	₦	₦	₦	₦
<b>026000100100 - Ministry of Lands and Survey Total</b>		<b>33,217,147.70</b>	<b>35,616,798.67</b>	<b>56,810,469.74</b>	<b>49,000,000.00</b>	<b>-</b>	<b>(21,193,671.07)</b>
<b>026000200100 - Office of the Surveyor General</b>							
12020405	Land/Survey/Inspection Fees - General	7,499,100.00	9,948,442.60	12,000,000.00	12,000,000.00	-	(2,051,557.40)
12020454	Search Fees	5,090,000.00	3,804,500.00	8,000,000.00	8,000,000.00	-	(4,195,500.00)
12020455	Beacon Placement Fees	2,318,800.00	1,192,000.00	3,300,000.00	3,300,000.00	-	(2,108,000.00)
<b>026000200100 - Office of the Surveyor General Total</b>		<b>14,907,900.00</b>	<b>14,944,942.60</b>	<b>23,300,000.00</b>	<b>23,300,000.00</b>	<b>-</b>	<b>(8,355,057.40)</b>
<b>026500100100 - Ministry of Livestock &amp; Aquaculture Development</b>							
12020456	Slaughter Premises Fees	3,383,900.00	3,423,650.00	100,000,000.00	100,000,000.00	-	(96,576,350.00)
12020457	Meat Inspection Fees	-	-	15,000,000.00	15,000,000.00	-	(15,000,000.00)
12020458	Trade Animal Fees	93,527,150.00	607,389,785.53	1,197,431,286.13	2,500,000,000.00	-	(590,041,500.60)
<b>026500100100 - Ministry of Livestock &amp; Aquaculture Development Total</b>		<b>96,911,050.00</b>	<b>610,813,435.53</b>	<b>1,312,431,286.13</b>	<b>2,615,000,000.00</b>	<b>-</b>	<b>(701,617,850.60)</b>
<b>026600100100 - Ministry of Entrepreneurship Development</b>							
12020410	Registration Fees - General	713,500.00	421,500.00	421,500.00	-	-	-
<b>026600100100 - Ministry of Entrepreneurship Development Total</b>		<b>713,500.00</b>	<b>421,500.00</b>	<b>421,500.00</b>	<b>-</b>	<b>-</b>	<b>-</b>
<b>031805100100 - High Court of Justice</b>							
12020411	Court Fees - General	1,655,570.00	7,868,250.00	60,000,000.00	60,000,000.00	-	(52,131,750.00)
12020463	Court Fees	1,801,130.00	2,654,180.00	8,000,000.00	8,000,000.00	-	(5,345,820.00)
<b>031805100100 - High Court of Justice Total</b>		<b>3,456,700.00</b>	<b>10,522,430.00</b>	<b>68,000,000.00</b>	<b>68,000,000.00</b>	<b>-</b>	<b>(57,477,570.00)</b>
<b>031805200100 - Customary Court of Appeal</b>							
12020411	Court Fees - General	25,700.00	3,200.00	3,200.00	-	-	-
<b>031805200100 - Customary Court of Appeal Total</b>		<b>25,700.00</b>	<b>3,200.00</b>	<b>3,200.00</b>	<b>-</b>	<b>-</b>	<b>-</b>
<b>031805300100 - Sharia Court of Appeal</b>							
12020411	Court Fees - General	21,140.00	-	200,000.00	200,000.00	-	(200,000.00)
<b>031805300100 - Sharia Court of Appeal Total</b>		<b>21,140.00</b>	<b>-</b>	<b>200,000.00</b>	<b>200,000.00</b>	<b>-</b>	<b>(200,000.00)</b>
<b>031805500100 - Area Courts</b>							
12020411	Court Fees - General	5,262,264.00	4,047,045.00	10,000,000.00	10,000,000.00	-	(5,952,955.00)
<b>031805500100 - Area Courts Total</b>		<b>5,262,264.00</b>	<b>4,047,045.00</b>	<b>10,000,000.00</b>	<b>10,000,000.00</b>	<b>-</b>	<b>(5,952,955.00)</b>
<b>051300100100 - Ministry of Youth and Sports Development</b>							
12020404	Contract/Vetting/Procurement Fees - General	49,146,848.63	28,633,644.99	28,633,644.99	-	-	-
12020410	Registration Fees - General	7,676,025.77	60,000.00	900,000.00	900,000.00	-	(840,000.00)
<b>051300100100 - Ministry of Youth and Sports Development Total</b>		<b>56,822,874.40</b>	<b>28,693,644.99</b>	<b>29,533,644.99</b>	<b>900,000.00</b>	<b>-</b>	<b>(840,000.00)</b>
<b>051400100100 - Ministry of Women Affairs</b>							
12020426	Registration of Women Groups	82,000.00	70,000.00	70,000.00	20,000.00	-	-

Report of the Auditor General on the Accounts of Adamawa State Government for the year ended 31st December 2023

SCHEDULE OF RECURRENT REVENUE CONTD.

Economic Code	Economic Description	Actual	Actual	Final Budget	Original Budget	Supplementary Budget	Variance
		2022	2023	2023	2023	2023	2023
		₦	₦	₦	₦	₦	₦
<b>051400100100 - Ministry of Women Affairs Total</b>		<b>82,000.00</b>	<b>70,000.00</b>	<b>70,000.00</b>	<b>20,000.00</b>	<b>-</b>	<b>-</b>
<b>051700100100 - Ministry of Education and Human Capital Development</b>							
12020412	Registration of Private Schools	5,655,000.00	2,540,000.00	20,000,000.00	20,000,000.00	-	(17,460,000.00)
<b>051700100100 - Ministry of Education and Human Capital Development Total</b>		<b>5,655,000.00</b>	<b>2,540,000.00</b>	<b>20,000,000.00</b>	<b>20,000,000.00</b>	<b>-</b>	<b>(17,460,000.00)</b>
<b>051705100100 - Post Primary Schools Mgt Board</b>							
12020410	Registration Fees - General	370,000.00	170,000.00	170,000.00	-	-	-
<b>051705100100 - Post Primary Schools Mgt Board Total</b>		<b>370,000.00</b>	<b>170,000.00</b>	<b>170,000.00</b>	<b>-</b>	<b>-</b>	<b>-</b>
<b>052100100100 - Ministry of Health and Human Services</b>							
12020410	Registration Fees - General	710,000.00	165,000.00	400,000.00	400,000.00	-	(235,000.00)
12020416	Medical/Laboratory Fees - General	222,705.00	308,000.00	600,000.00	600,000.00	-	(292,000.00)
12020428	Registration of Private Hospitals Fees	567,000.00	147,500.00	1,200,000.00	1,200,000.00	-	(1,052,500.00)
12020429	Special Operations Fees (Chemist)	-	-	1,800,000.00	1,800,000.00	-	(1,800,000.00)
12020430	Nursery/Maternity Homes	754,000.00	276,000.00	1,000,000.00	1,000,000.00	-	(724,000.00)
<b>052100100100 - Ministry of Health and Human Services Total</b>		<b>2,253,705.00</b>	<b>896,500.00</b>	<b>5,000,000.00</b>	<b>5,000,000.00</b>	<b>-</b>	<b>(4,103,500.00)</b>
<b>052102700100 - Adamawa State Referral Center</b>							
12020416	Medical/Laboratory Fees - General	5,604,800.75	-	40,000,000.00	40,000,000.00	-	(40,000,000.00)
<b>052102700100 - Adamawa State Referral Center Total</b>		<b>5,604,800.75</b>	<b>-</b>	<b>40,000,000.00</b>	<b>40,000,000.00</b>	<b>-</b>	<b>(40,000,000.00)</b>
<b>052110200100 - Adamawa State Hospital Services Management Board</b>							
12020416	Medical/Laboratory Fees - General	251,581,430.00	249,984,016.00	469,597,500.00	2,869,597,500.00	-	(219,613,484.00)
12020427	Yellow Cards Fees	63,205,600.00	50,186,750.00	97,801,400.00	97,801,400.00	-	(47,614,650.00)
12020467	Hospital/Drug Fees	10,713,250.00	4,009,420.00	14,800,600.00	14,800,600.00	-	(10,791,180.00)
<b>052110200100 - Adamawa State Hospital Services Management Board Total</b>		<b>325,500,280.00</b>	<b>304,180,186.00</b>	<b>582,199,500.00</b>	<b>2,982,199,500.00</b>	<b>-</b>	<b>(278,019,314.00)</b>
<b>053500100100 - Ministry of Environment and Natural Resources Development</b>							
12020402	Timber and forest Fees	1,296,500.00	292,000.00	15,000,000.00	15,000,000.00	-	(14,708,000.00)
12020423	Environmental Impact Assessment Fees	353,000.00	463,000.00	5,000,000.00	5,000,000.00	-	(4,537,000.00)
12020424	Food and Social Services Fees	1,651,400.00	974,100.00	2,500,000.00	2,500,000.00	-	(1,525,900.00)
<b>053500100100 - Ministry of Environment and Natural Resources Development Total</b>		<b>3,300,900.00</b>	<b>1,729,100.00</b>	<b>22,500,000.00</b>	<b>22,500,000.00</b>	<b>-</b>	<b>(20,770,900.00)</b>
<b>056800100100 - Ministry of Tertiary and Professional Education</b>							
12020410	Registration Fees - General	-	-	2,200,000.00	2,200,000.00	-	(2,200,000.00)
12020413	Annual Dues	400,000.00	-	2,000,000.00	2,000,000.00	-	(2,000,000.00)
12020414	Admin Charges	-	-	400,000.00	400,000.00	-	(400,000.00)
<b>056800100100 - Ministry of Tertiary and Professional Education Total</b>		<b>400,000.00</b>	<b>-</b>	<b>4,600,000.00</b>	<b>4,600,000.00</b>	<b>-</b>	<b>(4,600,000.00)</b>
<b>056800300100 - College of Agriculture Ganye</b>							
12020416	Medical/Laboratory Fees - General	3,910,200.00	1,008,300.00	5,258,300.00	4,250,000.00	-	(4,250,000.00)



Report of the Auditor General on the Accounts of Adamawa State Government for the year ended 31st December 2023

SCHEDULE OF RECURRENT REVENUE CONTD.

Economic Code	Economic Description	Actual	Actual	Final Budget	Original Budget	Supplementary Budget	Variance
		2022	2023	2023	2023	2023	2023
		₦	₦	₦	₦	₦	₦
12020417	Tertiary Institution Fees - General	15,942,900.00	12,350,550.00	69,350,550.00	57,000,000.00	-	(57,000,000.00)
12020421	Sports Fees	2,108,000.00	234,500.00	934,500.00	700,000.00	-	(700,000.00)
12020461	Accommodation Fees	360,000.00	343,500.00	1,743,500.00	1,400,000.00	-	(1,400,000.00)
12020462	Educational Visit Fees	517,000.00	469,000.00	2,569,000.00	2,100,000.00	-	(2,100,000.00)
<b>056800300100</b>	<b>- College of Agriculture Ganye Total</b>	<b>22,838,100.00</b>	<b>14,405,850.00</b>	<b>79,855,850.00</b>	<b>65,450,000.00</b>	<b>-</b>	<b>(65,450,000.00)</b>
<b>056800400100 - College of Legal Studies Yola</b>							
12020410	Registration Fees - General	-	-	65,000,000.00	65,000,000.00	-	(65,000,000.00)
12020416	Medical/Laboratory Fees - General	3,215,282.00	3,343,500.00	5,437,000.00	5,437,000.00	-	(2,093,500.00)
12020417	Tertiary Institution Fees - General	128,608,115.00	64,584,800.00	64,584,800.00	-	-	-
12020421	Sports Fees	3,144,000.00	3,591,000.00	3,591,000.00	3,543,000.00	-	-
12020461	Accommodation Fees	7,549,600.00	2,940,000.00	2,940,000.00	2,025,000.00	-	-
12020472	Student Levy	7,526,450.00	4,272,000.00	8,580,000.00	8,580,000.00	-	(4,308,000.00)
<b>056800400100</b>	<b>- College of Legal Studies Yola Total</b>	<b>150,043,447.00</b>	<b>78,731,300.00</b>	<b>150,132,800.00</b>	<b>84,585,000.00</b>	<b>-</b>	<b>(71,401,500.00)</b>
<b>056801800100 - Adamawa State Polytechnic Yola</b>							
12020404	Contract/Vetting/Procurement Fees - General	730,000.00	-	500,000.00	500,000.00	-	(500,000.00)
12020410	Registration Fees - General	-	-	54,945,000.00	54,945,000.00	-	(54,945,000.00)
12020414	Admin Charges	2,073,000.00	-	-	-	-	-
12020415	Adapoly Ventures	7,459,856.00	8,642,745.00	40,000,000.00	40,000,000.00	-	(31,357,255.00)
12020416	Medical/Laboratory Fees - General	22,670,500.00	18,597,300.00	43,956,000.00	43,956,000.00	-	(25,358,700.00)
12020417	Tertiary Institution Fees - General	294,600,435.00	211,944,845.00	211,944,845.00	-	-	-
12020421	Sports Fees	2,594,000.00	4,922,000.00	10,989,000.00	10,989,000.00	-	(6,067,000.00)
12020443	Processing Fees and Certificate Evaluation	1,596,400.00	189,100.00	5,000,000.00	5,000,000.00	-	(4,810,900.00)
12020460	Laboratory & Workshop	5,464,000.00	4,922,000.00	150,000,000.00	150,000,000.00	-	(145,078,000.00)
12020461	Accommodation Fees	4,330,000.00	5,630,000.00	20,000,000.00	20,000,000.00	-	(14,370,000.00)
12020471	Identity Card Fees [ID]	11,144,000.00	8,220,000.00	16,360,000.00	16,360,000.00	-	(8,140,000.00)
<b>056801800100</b>	<b>- Adamawa State Polytechnic Yola Total</b>	<b>352,662,191.00</b>	<b>263,067,990.00</b>	<b>553,694,845.00</b>	<b>341,750,000.00</b>	<b>-</b>	<b>(290,626,855.00)</b>
<b>056801900100 - College of Education Hong</b>							
12020417	Tertiary Institution Fees - General	179,557,500.00	181,887,000.00	288,840,000.00	288,840,000.00	-	(106,953,000.00)
12020421	Sports Fees	7,974,000.00	13,401,800.00	13,401,800.00	8,425,000.00	-	-
12020459	Boarding/Lodging Fees	7,319,600.00	4,653,000.00	10,670,000.00	10,670,000.00	-	(6,017,000.00)
<b>056801900100</b>	<b>- College of Education Hong Total</b>	<b>194,851,100.00</b>	<b>199,941,800.00</b>	<b>312,911,800.00</b>	<b>307,935,000.00</b>	<b>-</b>	<b>(112,970,000.00)</b>
<b>056802100100 - Adamawa State University Mubi</b>							
12020404	Contract/Vetting/Procurement Fees - General	930,000.00	5,700,000.00	20,000,000.00	20,000,000.00	-	(14,300,000.00)
12020410	Registration Fees - General	-	-	34,000,000.00	34,000,000.00	-	(34,000,000.00)
12020416	Medical/Laboratory Fees - General	18,595,000.00	31,247,500.00	40,000,000.00	40,000,000.00	-	(8,752,500.00)
12020417	Tertiary Institution Fees - General	339,660,000.00	154,840,926.78	225,000,000.00	225,000,000.00	-	(70,159,073.22)
12020420	PG School Related Fees	7,317,665.00	37,490,231.00	58,500,000.00	58,500,000.00	-	(21,009,769.00)
12020421	Sports Fees	12,483,000.00	35,563,500.00	42,500,000.00	42,500,000.00	-	(6,936,500.00)

Report of the Auditor General on the Accounts of Adamawa State Government for the year ended 31st December 2023

SCHEDULE OF RECURRENT REVENUE CONTD.

Economic Code	Economic Description	Actual	Actual	Final Budget	Original Budget	Supplementary Budget	Variance
		2022	2023	2023	2023	2023	2023
		₦	₦	₦	₦	₦	₦
12020422	SIWES Fees	-	300,000.00	6,250,000.00	6,250,000.00	-	(5,950,000.00)
12020461	Accommodation Fees	10,821,000.00	83,224,000.00	83,224,000.00	45,000,000.00	-	-
12020466	Facility Fees	10,280,000.00	18,927,500.00	28,000,000.00	28,000,000.00	-	(9,072,500.00)
12020473	Charges on State Government Contract	14,862,876.35	-	-	-	-	-
12020474	Hotel Guest Service Charge	-	2,210,080.67	12,000,000.00	12,000,000.00	-	(9,789,919.33)
12020475	Utility Services	2,478,000.00	-	-	-	-	-
<b>056802100100 - Adamawa State University Mubi Total</b>		<b>417,427,541.35</b>	<b>369,503,738.45</b>	<b>549,474,000.00</b>	<b>511,250,000.00</b>	<b>-</b>	<b>(179,970,261.55)</b>
<b>056802300100 - College of Nursing &amp; Midwifery Yola</b>							
12020417	Tertiary Institution Fees - General	30,645,790.00	26,470,000.00	26,470,000.00	25,000,000.00	-	-
12020421	Sports Fees	3,838,000.00	2,331,000.00	3,000,000.00	3,000,000.00	-	(669,000.00)
12020461	Accommodation Fees	13,372,824.00	6,268,000.00	8,000,000.00	8,000,000.00	-	(1,732,000.00)
12020472	Student Levy	30,196,000.00	39,150,000.00	39,150,000.00	25,000,000.00	-	-
<b>056802300100 - College of Nursing &amp; Midwifery Yola Total</b>		<b>78,052,614.00</b>	<b>74,219,000.00</b>	<b>76,620,000.00</b>	<b>61,000,000.00</b>	<b>-</b>	<b>(2,401,000.00)</b>
<b>056802400100 - College of Health Technology Michika</b>							
12020417	Tertiary Institution Fees - General	93,388,500.00	85,974,000.00	131,000,000.00	131,000,000.00	-	(45,026,000.00)
12020421	Sports Fees	7,632,000.00	10,054,000.00	10,054,000.00	6,550,000.00	-	-
12020461	Accommodation Fees	3,400,000.00	3,010,000.00	3,080,000.00	3,080,000.00	-	(70,000.00)
12020462	Educational Visit Fees	14,230,000.00	22,635,000.00	22,635,000.00	16,375,000.00	-	-
<b>056802400100 - College of Health Technology Michika Total</b>		<b>118,650,500.00</b>	<b>121,673,000.00</b>	<b>166,769,000.00</b>	<b>157,005,000.00</b>	<b>-</b>	<b>(45,096,000.00)</b>
<b>FEES - GENERAL Total</b>		<b>2,161,858,492.43</b>	<b>2,404,864,718.59</b>	<b>5,045,166,264.69</b>	<b>8,194,408,459.73</b>	<b>-</b>	<b>(2,640,301,546.10)</b>
<b>FINES - GENERAL</b>							
<b>022000800100 - Board of Internal Revenue</b>							
12020505	Road Traffic (Misc. Off)	150,500.00	1,071,284.60	1,071,284.60	100,000.00	-	-
<b>022000800100 - Board of Internal Revenue Total</b>		<b>150,500.00</b>	<b>1,071,284.60</b>	<b>1,071,284.60</b>	<b>100,000.00</b>	<b>-</b>	<b>-</b>
<b>026000100100 - Ministry of Lands and Survey</b>							
12020512	Penalty Rent Certification of Occupancy	-	558,191.42	558,191.42	-	-	-
<b>026000100100 - Ministry of Lands and Survey Total</b>		<b>-</b>	<b>558,191.42</b>	<b>558,191.42</b>	<b>-</b>	<b>-</b>	<b>-</b>
<b>031805100100 - High Court of Justice</b>							
12020511	Court Fine	6,523,445.00	3,222,740.00	3,222,740.00	-	-	-
<b>031805100100 - High Court of Justice Total</b>		<b>6,523,445.00</b>	<b>3,222,740.00</b>	<b>3,222,740.00</b>	<b>-</b>	<b>-</b>	<b>-</b>
<b>031805500100 - Area Courts</b>							
12020511	Court Fine	20,727,869.40	14,098,759.00	14,098,759.00	-	-	-
<b>031805500100 - Area Courts Total</b>		<b>20,727,869.40</b>	<b>14,098,759.00</b>	<b>14,098,759.00</b>	<b>-</b>	<b>-</b>	<b>-</b>
<b>053500100100 - Ministry of Environment and Natural Resources Development</b>							

Report of the Auditor General on the Accounts of Adamawa State Government for the year ended 31st December 2023

SCHEDULE OF RECURRENT REVENUE CONTD.

Economic Code	Economic Description	Actual	Actual	Final Budget	Original Budget	Supplementary Budget	Variance
		2022	2023	2023	2023	2023	2023
		₦	₦	₦	₦	₦	₦
12020508	Sanitation Fine	4,281,700.00	4,679,500.00	10,000,000.00	10,000,000.00	-	(5,320,500.00)
12020510	Stray Animal Fine	-	-	1,000,000.00	1,000,000.00	-	(1,000,000.00)
12020511	Court Fine	-	-	300,000.00	300,000.00	-	(300,000.00)
<b>053500100100 - Ministry of Environment and Natural Resources Development Total</b>		<b>4,281,700.00</b>	<b>4,679,500.00</b>	<b>11,300,000.00</b>	<b>11,300,000.00</b>	<b>-</b>	<b>(6,620,500.00)</b>
<b>056802100100 - Adamawa State University Mubi</b>							
12020506	Change of Course	-	-	20,000,000.00	20,000,000.00	-	(20,000,000.00)
<b>056802100100 - Adamawa State University Mubi Total</b>		<b>-</b>	<b>-</b>	<b>20,000,000.00</b>	<b>20,000,000.00</b>	<b>-</b>	<b>(20,000,000.00)</b>
<b>FINES - GENERAL Total</b>		<b>31,683,514.40</b>	<b>23,630,475.02</b>	<b>50,250,975.02</b>	<b>31,400,000.00</b>	<b>-</b>	<b>(26,620,500.00)</b>
<b>SALES - GENERAL</b>							
<b>012301300100 - Government Printing Press</b>							
12020632	Sales of Publications	239,460.00	404,900.00	1,000,000.00	1,000,000.00	-	(595,100.00)
<b>012301300100 - Government Printing Press Total</b>		<b>239,460.00</b>	<b>404,900.00</b>	<b>1,000,000.00</b>	<b>1,000,000.00</b>	<b>-</b>	<b>(595,100.00)</b>
<b>012305500100 - Adamawa Press Limited</b>							
12020633	Sales of Newspapers	-	548,500.00	1,042,285.71	1,042,285.71	-	(493,785.71)
<b>012305500100 - Adamawa Press Limited Total</b>		<b>-</b>	<b>548,500.00</b>	<b>1,042,285.71</b>	<b>1,042,285.71</b>	<b>-</b>	<b>(493,785.71)</b>
<b>012500500100 - Establishment and Training Department</b>							
12020648	Sales of In-Services Training Forms	30,600.00	72,000.00	600,000.00	600,000.00	-	(528,000.00)
12020649	Option for Retirement Forms	296,900.00	357,700.00	357,700.00	-	-	-
<b>012500500100 - Establishment and Training Department Total</b>		<b>327,500.00</b>	<b>429,700.00</b>	<b>957,700.00</b>	<b>600,000.00</b>	<b>-</b>	<b>(528,000.00)</b>
<b>014700100100 - Civil Service Commission</b>							
12020621	Sales of C.S.C Forms	13,000.00	-	-	-	-	-
12020622	Sales of Transfer of Service Forms	22,000.00	39,000.00	100,000.00	100,000.00	-	(61,000.00)
<b>014700100100 - Civil Service Commission Total</b>		<b>35,000.00</b>	<b>39,000.00</b>	<b>100,000.00</b>	<b>100,000.00</b>	<b>-</b>	<b>(61,000.00)</b>
<b>021500100100 - Ministry of Agriculture</b>							
12020634	Sales of Seedlings & Fruits	81,000.00	195,000.00	800,000.00	800,000.00	-	(605,000.00)
12020636	Sales of Agricultural Products	20,000.00	-	-	-	-	-
<b>021500100100 - Ministry of Agriculture Total</b>		<b>101,000.00</b>	<b>195,000.00</b>	<b>800,000.00</b>	<b>800,000.00</b>	<b>-</b>	<b>(605,000.00)</b>
<b>022000100100 - Ministry of Finance</b>							
12020623	Sales of Condemned Stores	15,365,000.00	-	50,000,000.00	50,000,000.00	-	(50,000,000.00)
<b>022000100100 - Ministry of Finance Total</b>		<b>15,365,000.00</b>	<b>-</b>	<b>50,000,000.00</b>	<b>50,000,000.00</b>	<b>-</b>	<b>(50,000,000.00)</b>
<b>022201900100 - Jimeta Modern Market Office</b>							
12020650	Sales of Shops/Stores	6,075,000.00	3,505,000.00	3,505,000.00	-	-	-
<b>022201900100 - Jimeta Modern Market Office Total</b>		<b>6,075,000.00</b>	<b>3,505,000.00</b>	<b>3,505,000.00</b>	<b>-</b>	<b>-</b>	<b>-</b>

Report of the Auditor General on the Accounts of Adamawa State Government for the year ended 31st December 2023

SCHEDULE OF RECURRENT REVENUE CONTD.

Economic Code	Economic Description	Actual	Actual	Final Budget	Original Budget	Supplementary Budget	Variance
		2022	2023	2023	2023	2023	2023
		₦	₦	₦	₦	₦	₦
<b>031801100100 - Adamawa State Judicial Service Commission</b>							
12020638	Sales of Employment Forms	282,000.00	-	-	-	-	-
<b>031801100100 - Adamawa State Judicial Service Commission Total</b>		<b>282,000.00</b>	<b>-</b>	<b>-</b>	<b>-</b>	<b>-</b>	<b>-</b>
<b>051700100100 - Ministry of Education and Human Capital Development</b>							
12020625	Sales of Stationeries & School Directory	-	365,000.00	365,000.00	-	-	-
12020626	Sales of Application Forms for Private Schools	4,220,500.00	2,275,000.00	8,000,000.00	8,000,000.00	-	(5,725,000.00)
<b>051700100100 - Ministry of Education and Human Capital Development Total</b>		<b>4,220,500.00</b>	<b>2,640,000.00</b>	<b>8,365,000.00</b>	<b>8,000,000.00</b>	<b>-</b>	<b>(5,725,000.00)</b>
<b>051705100100 - Post Primary Schools Mgt Board</b>							
12020639	Sales of In Service Form	-	131,000.00	242,000.00	242,000.00	-	(111,000.00)
<b>051705100100 - Post Primary Schools Mgt Board Total</b>		<b>-</b>	<b>131,000.00</b>	<b>242,000.00</b>	<b>242,000.00</b>	<b>-</b>	<b>(111,000.00)</b>
<b>052102700100 - Adamawa State Referral Center</b>							
12020651	Sales of Drugs	1,394,216.00	2,945,000.00	2,945,000.00	-	-	-
<b>052102700100 - Adamawa State Referral Center Total</b>		<b>1,394,216.00</b>	<b>2,945,000.00</b>	<b>2,945,000.00</b>	<b>-</b>	<b>-</b>	<b>-</b>
<b>052111300100 - Adamawa Essential Drugs Programme</b>							
12020651	Sales of Drugs	-	-	40,000,000.00	40,000,000.00	-	(40,000,000.00)
12020652	Hospital Drugs	28,258,830.00	39,967,442.00	39,967,442.00	-	-	-
<b>052111300100 - Adamawa Essential Drugs Programme Total</b>		<b>28,258,830.00</b>	<b>39,967,442.00</b>	<b>79,967,442.00</b>	<b>40,000,000.00</b>	<b>-</b>	<b>(40,000,000.00)</b>
<b>053500100100 - Ministry of Environment and Natural Resources Development</b>							
12020630	Sales of Seedlings	155,100.00	17,000.00	500,000.00	500,000.00	-	(483,000.00)
12020631	Cottage Industries Sales	15,000.00	-	110,000.00	110,000.00	-	(110,000.00)
<b>053500100100 - Ministry of Environment and Natural Resources Development Total</b>		<b>170,100.00</b>	<b>17,000.00</b>	<b>610,000.00</b>	<b>610,000.00</b>	<b>-</b>	<b>(593,000.00)</b>
<b>056800300100 - College of Agriculture Ganye</b>							
12020609	Proceeds from Sales of Farm Produce	1,868,500.00	1,722,800.00	12,122,800.00	10,400,000.00	-	(10,400,000.00)
12020616	Sales of Admission Forms	2,562,200.00	554,000.00	7,554,000.00	7,000,000.00	-	(7,000,000.00)
12020638	Sales of Employment Forms	-	-	500,000.00	500,000.00	-	(500,000.00)
<b>056800300100 - College of Agriculture Ganye Total</b>		<b>4,430,700.00</b>	<b>2,276,800.00</b>	<b>20,176,800.00</b>	<b>17,900,000.00</b>	<b>-</b>	<b>(17,900,000.00)</b>
<b>056800400100 - College of Legal Studies Yola</b>							
12020603	Sales of ID Cards	1,351,700.00	933,000.00	1,448,600.00	1,448,600.00	-	(515,600.00)
12020616	Sales of Admission Forms	6,465,600.00	7,277,000.00	7,277,000.00	-	-	-
12020646	Student Hand Book	2,987,500.00	1,818,500.00	1,818,500.00	1,448,600.00	-	-
<b>056800400100 - College of Legal Studies Yola Total</b>		<b>10,804,800.00</b>	<b>10,028,500.00</b>	<b>10,544,100.00</b>	<b>2,897,200.00</b>	<b>-</b>	<b>(515,600.00)</b>
<b>056801800100 - Adamawa State Polytechnic Yola</b>							
12020616	Sales of Admission Forms	24,759,285.00	14,294,525.00	42,250,000.00	42,250,000.00	-	(27,955,475.00)

Report of the Auditor General on the Accounts of Adamawa State Government for the year ended 31st December 2023

SCHEDULE OF RECURRENT REVENUE CONTD.

Economic Code	Economic Description	Actual	Actual	Final Budget	Original Budget	Supplementary Budget	Variance
		2022	2023	2023	2023	2023	2023
		₦	₦	₦	₦	₦	₦
12020629	Application Forms	-	150,000.00	150,000.00	-	-	-
12020646	Student Hand Book	3,211,000.00	2,747,000.00	16,360,000.00	16,360,000.00	-	(13,613,000.00)
<b>056801800100 - Adamawa State Polytechnic Yola Total</b>		<b>27,970,285.00</b>	<b>17,191,525.00</b>	<b>58,760,000.00</b>	<b>58,610,000.00</b>	<b>-</b>	<b>(41,568,475.00)</b>
<b>056801900100 - College of Education Hong</b>							
12020616	Sales of Admission Forms	4,194,000.00	5,515,000.00	8,500,000.00	8,500,000.00	-	(2,985,000.00)
<b>056801900100 - College of Education Hong Total</b>		<b>4,194,000.00</b>	<b>5,515,000.00</b>	<b>8,500,000.00</b>	<b>8,500,000.00</b>	<b>-</b>	<b>(2,985,000.00)</b>
<b>056802100100 - Adamawa State University Mubi</b>							
12020628	Sale of Identity Card [ID]	5,891,720.00	18,824,500.00	18,824,500.00	8,250,000.00	-	-
12020629	Application Forms	-	4,378,000.00	6,437,000.00	6,437,000.00	-	(2,059,000.00)
12020646	Student Hand Book	855,000.00	1,567,500.00	1,567,500.00	1,000,000.00	-	-
<b>056802100100 - Adamawa State University Mubi Total</b>		<b>6,746,720.00</b>	<b>24,770,000.00</b>	<b>26,829,000.00</b>	<b>15,687,000.00</b>	<b>-</b>	<b>(2,059,000.00)</b>
<b>056802300100 - College of Nursing &amp; Midwifery Yola</b>							
12020616	Sales of Admission Forms	46,400,500.00	31,180,000.00	31,180,000.00	30,000,000.00	-	-
12020646	Student Hand Book	6,435,000.00	3,640,000.00	6,000,000.00	6,000,000.00	-	(2,360,000.00)
<b>056802300100 - College of Nursing &amp; Midwifery Yola Total</b>		<b>52,835,500.00</b>	<b>34,820,000.00</b>	<b>37,180,000.00</b>	<b>36,000,000.00</b>	<b>-</b>	<b>(2,360,000.00)</b>
<b>056802400100 - College of Health Technology Michika</b>							
12020616	Sales of Admission Forms	7,340,000.00	6,040,000.00	6,040,000.00	6,000,000.00	-	-
<b>056802400100 - College of Health Technology Michika Total</b>		<b>7,340,000.00</b>	<b>6,040,000.00</b>	<b>6,040,000.00</b>	<b>6,000,000.00</b>	<b>-</b>	<b>-</b>
<b>SALES - GENERAL Total</b>		<b>170,790,611.00</b>	<b>151,464,367.00</b>	<b>317,564,327.71</b>	<b>247,988,485.71</b>	<b>-</b>	<b>(166,099,960.71)</b>
<b>EARNINGS -GENERAL</b>							
<b>012300300100 - Adamawa Television Corporation</b>							
12020711	Earnings from Commercial Activities	-	-	2,328,857.13	2,328,857.13	-	(2,328,857.13)
12020752	Earnings From Commercial News	1,380,000.00	345,000.00	345,000.00	-	-	-
12020754	Program Sponsorship	1,546,400.00	3,878,595.00	3,878,595.00	3,500,000.00	-	-
12020755	Public Announcement & Jingles	6,373,750.00	6,709,750.00	6,709,750.00	-	-	-
12020756	Revenue from State Television	445,000.00	-	-	-	-	-
<b>012300300100 - Adamawa Television Corporation Total</b>		<b>9,745,150.00</b>	<b>10,933,345.00</b>	<b>13,262,202.13</b>	<b>5,828,857.13</b>	<b>-</b>	<b>(2,328,857.13)</b>
<b>012300400100 - Adamawa Broadcasting Corporation</b>							
12020711	Earnings from Commercial Activities	-	-	6,000,000.00	6,000,000.00	-	(6,000,000.00)
12020721	Earnings from Advertisement and Announcement	9,274,855.87	3,597,700.08	15,000,000.00	15,000,000.00	-	(11,402,299.92)
12020752	Earnings From Commercial News	-	-	4,000,000.00	4,000,000.00	-	(4,000,000.00)
12020754	Program Sponsorship	924,855.93	4,772,984.32	4,772,984.32	-	-	-
<b>012300400100 - Adamawa Broadcasting Corporation Total</b>		<b>10,199,711.80</b>	<b>8,370,684.40</b>	<b>29,772,984.32</b>	<b>25,000,000.00</b>	<b>-</b>	<b>(21,402,299.92)</b>
<b>012305500100 - Adamawa Press Limited</b>							

Report of the Auditor General on the Accounts of Adamawa State Government for the year ended 31st December 2023

SCHEDULE OF RECURRENT REVENUE CONTD.

Economic Code	Economic Description	Actual	Actual	Final Budget	Original Budget	Supplementary Budget	Variance
		2022	2023	2023	2023	2023	2023
		₦	₦	₦	₦	₦	₦
12020721	Earnings from Advertisement and Announcement	17,757,500.00	17,030,000.00	25,721,571.43	25,721,571.43	-	(8,691,571.43)
12020758	Earnings from Commercial Printing	6,667,850.00	-	-	-	-	-
<b>012305500100 - Adamawa Press Limited Total</b>		<b>24,425,350.00</b>	<b>17,030,000.00</b>	<b>25,721,571.43</b>	<b>25,721,571.43</b>	<b>-</b>	<b>(8,691,571.43)</b>
<b>012500500100 - Establishment and Training Department</b>							
12020745	Hire of Park/Building Structures/Halls	380,000.00	300,000.00	300,000.00	-	-	-
<b>012500500100 - Establishment and Training Department Total</b>		<b>380,000.00</b>	<b>300,000.00</b>	<b>300,000.00</b>	<b>-</b>	<b>-</b>	<b>-</b>
<b>022000800100 - Board of Internal Revenue</b>							
12020725	Cost of Collection	677,477,291.64	591,906,274.53	591,906,274.53	-	-	-
<b>022000800100 - Board of Internal Revenue Total</b>		<b>677,477,291.64</b>	<b>591,906,274.53</b>	<b>591,906,274.53</b>	<b>-</b>	<b>-</b>	<b>-</b>
<b>022900100100 - Ministry of Transportation</b>							
12020746	Transport Company	-	40,276,900.00	50,000,000.00	50,000,000.00	-	(9,723,100.00)
12020747	Trip Charges	40,108,183.75	41,698,000.00	41,698,000.00	-	-	-
12020751	Government Share from Cooperative Proceeds	17,209,261.25	613,000.00	613,000.00	-	-	-
<b>022900100100 - Ministry of Transportation Total</b>		<b>57,317,445.00</b>	<b>82,587,900.00</b>	<b>92,311,000.00</b>	<b>50,000,000.00</b>	<b>-</b>	<b>(9,723,100.00)</b>
<b>023600100100 - Ministry of Culture and Tourism</b>							
12020716	Earnings from Amusement Parks	248,000.00	605,000.00	1,600,000.00	1,600,000.00	-	(995,000.00)
12020717	Earnings from Hotels	95,000.00	879,700.00	879,700.00	-	-	-
12020718	Registration of Hotels	530,000.00	80,000.00	5,000,000.00	5,000,000.00	-	(4,920,000.00)
12020726	Registration/Renewal of Cultural Association	66,000.00	87,000.00	87,000.00	-	-	-
<b>023600100100 - Ministry of Culture and Tourism Total</b>		<b>939,000.00</b>	<b>1,651,700.00</b>	<b>7,566,700.00</b>	<b>6,600,000.00</b>	<b>-</b>	<b>(5,915,000.00)</b>
<b>023600400100 - Arts Council</b>							
12020722	Earnings from State Cultural Troupes	30,000.00	145,000.00	145,000.00	-	-	-
12020723	Earnings from Gate Takings	40,000.00	90,000.00	90,000.00	-	-	-
12020724	Earnings from Use of Art theatre	80,000.00	-	-	-	-	-
12020775	Earnings from Bear Palour	-	1,100,000.00	1,100,000.00	-	-	-
<b>023600400100 - Arts Council Total</b>		<b>150,000.00</b>	<b>1,335,000.00</b>	<b>1,335,000.00</b>	<b>-</b>	<b>-</b>	<b>-</b>
<b>025305300100 - Adamawa State Urban Planning &amp; Development Authority</b>							
12020770	Ribadu Sq. Hire of Open Air Space	3,490,000.00	1,180,000.00	1,180,000.00	-	-	-
<b>025305300100 - Adamawa State Urban Planning &amp; Development Authority Total</b>		<b>3,490,000.00</b>	<b>1,180,000.00</b>	<b>1,180,000.00</b>	<b>-</b>	<b>-</b>	<b>-</b>
<b>026000100100 - Ministry of Lands and Survey</b>							
12020765	Earning from Compensation of Relocation for Road Project CRO	-	405,508.96	405,508.96	-	-	-
12020776	Deeds of Compensation	-	556,492.16	556,492.16	-	-	-
<b>026000100100 - Ministry of Lands and Survey Total</b>		<b>-</b>	<b>962,001.12</b>	<b>962,001.12</b>	<b>-</b>	<b>-</b>	<b>0.00</b>
<b>026500100100 - Ministry of Livestock &amp; Aquaculture Development</b>							

Report of the Auditor General on the Accounts of Adamawa State Government for the year ended 31st December 2023

SCHEDULE OF RECURRENT REVENUE CONTD.

Economic Code	Economic Description	Actual	Actual	Final Budget	Original Budget	Supplementary Budget	Variance
		2022	2023	2023	2023	2023	2023
		₦	₦	₦	₦	₦	₦
12020767	Hiring of Vehicle	12,000.00	18,000.00	18,000.00	-	-	-
<b>026500100100 - Ministry of Livestock &amp; Aquaculture Development Total</b>		<b>12,000.00</b>	<b>18,000.00</b>	<b>18,000.00</b>	<b>-</b>	<b>-</b>	<b>-</b>
<b>052102700100 - Adamawa State Referral Center</b>							
12020702	Earnings from Laboratory Services	3,998,009.00	-	20,000,000.00	20,000,000.00	-	(20,000,000.00)
<b>052102700100 - Adamawa State Referral Center Total</b>		<b>3,998,009.00</b>	<b>-</b>	<b>20,000,000.00</b>	<b>20,000,000.00</b>	<b>-</b>	<b>(20,000,000.00)</b>
<b>056800400100 - College of Legal Studies Yola</b>							
12020771	Earning From Compensation of Relocation for Road Project	-	140,800.00	140,800.00	-	-	-
<b>056800400100 - College of Legal Studies Yola Total</b>		<b>-</b>	<b>140,800.00</b>	<b>140,800.00</b>	<b>-</b>	<b>-</b>	<b>-</b>
<b>056801800100 - Adamawa State Polytechnic Yola</b>							
12020736	Earnings from Entrepreneurship Development Center	-	9,817,500.00	9,817,500.00	-	-	-
12020737	Income from Adsu Farm	25,585,000.00	-	-	-	-	-
<b>056801800100 - Adamawa State Polytechnic Yola Total</b>		<b>25,585,000.00</b>	<b>9,817,500.00</b>	<b>9,817,500.00</b>	<b>-</b>	<b>-</b>	<b>-</b>
<b>056802100100 - Adamawa State University Mubi</b>							
12020728	MDA's Advertisement on BPP Web Page	8,104,287.81	-	-	-	-	-
12020729	Earnings from 5% ADSUCONS Services (Remittance)	60,000.00	3,568,803.53	50,000,000.00	50,000,000.00	-	(46,431,196.47)
12020730	Earnings from Medical Lab Test	-	8,732,500.00	8,732,500.00	3,500,000.00	-	-
12020733	Tractor Hiring Services	12,120,165.00	8,948,000.00	8,948,000.00	4,000,000.00	-	-
12020734	Earnings From School Properties/Private Shops	769,880,233.37	-	865,000,000.00	865,000,000.00	-	(865,000,000.00)
12020736	Earnings from Entrepreneurship Development Center	380,270.00	18,071,000.00	18,071,000.00	8,500,000.00	-	-
12020737	Income from Adsu Farm	10,905,000.00	2,881,300.00	2,881,300.00	2,150,000.00	-	-
12020738	Earnings from Portal Access/Maintenance	15,297,000.00	36,009,500.00	110,200,000.00	110,200,000.00	-	(74,190,500.00)
12020740	Earnings from Hiring of Academic Gown	2,600,000.00	1,657,000.00	2,500,000.00	2,500,000.00	-	(843,000.00)
12020741	Earnings from Staff School	14,600,000.00	117,465,355.43	117,465,355.43	-	-	-
12020742	Hire of University Property	-	30,771,887.85	30,771,887.85	-	-	-
12020743	3% State Government Allocation	9,518,000.00	-	-	-	-	-
12020744	ADSU Net Service	-	559,500.00	559,500.00	-	-	-
<b>056802100100 - Adamawa State University Mubi Total</b>		<b>843,464,956.18</b>	<b>228,664,846.81</b>	<b>1,215,129,543.28</b>	<b>1,045,850,000.00</b>	<b>-</b>	<b>(986,464,696.47)</b>
<b>056802300100 - College of Nursing &amp; Midwifery Yola</b>							
12020745	Hire of Park/Building Structures/Halls	-	300,000.00	300,000.00	-	-	-
<b>056802300100 - College of Nursing &amp; Midwifery Yola Total</b>		<b>-</b>	<b>300,000.00</b>	<b>300,000.00</b>	<b>-</b>	<b>-</b>	<b>-</b>
<b>EARNINGS - GENERAL Total</b>		<b>1,657,183,913.62</b>	<b>955,198,051.86</b>	<b>2,009,723,576.81</b>	<b>1,179,000,428.56</b>	<b>-</b>	<b>(1,054,525,524.95)</b>
<b>RENT ON GOVERNMENT BUILDINGS - GENERAL</b>							
<b>022000100100 - Ministry of Finance</b>							
12020813	Rent on Government Shops/Plaza	86,523,967.00	162,516,900.00	162,516,900.00	100,000,000.00	-	-
<b>022000100100 - Ministry of Finance Total</b>		<b>86,523,967.00</b>	<b>162,516,900.00</b>	<b>162,516,900.00</b>	<b>100,000,000.00</b>	<b>-</b>	<b>-</b>

Report of the Auditor General on the Accounts of Adamawa State Government for the year ended 31st December 2023

SCHEDULE OF RECURRENT REVENUE CONTD.

Economic Code	Economic Description	Actual	Actual	Final Budget	Original Budget	Supplementary Budget	Variance
		2022	2023	2023	2023	2023	2023
		₦	₦	₦	₦	₦	₦
<b>022200100100 - Ministry of Commerce</b>							
12020813	Rent on Government Shops/Plaza	-	-	12,000,000.00	12,000,000.00	-	(12,000,000.00)
<b>022200100100 - Ministry of Commerce Total</b>		<b>-</b>	<b>-</b>	<b>12,000,000.00</b>	<b>12,000,000.00</b>	<b>-</b>	<b>(12,000,000.00)</b>
<b>022201800100 - Adamawa Investment and Property Development Company</b>							
12020826	Renting of Market Shops (JSC)	12,105,220.00	12,175,200.00	12,175,200.00	-	-	-
<b>022201800100 - Adamawa Investment and Property Development Company Total</b>		<b>12,105,220.00</b>	<b>12,175,200.00</b>	<b>12,175,200.00</b>	<b>-</b>	<b>-</b>	<b>-</b>
<b>025305300100 - Adamawa State Urban Planning &amp; Development Authority</b>							
12020813	Rent on Government Shops/Plaza	-	4,871,600.00	4,871,600.00	-	-	-
12020820	Rent from Housing Estate	10,191,000.00	-	500,000.00	500,000.00	-	(500,000.00)
<b>025305300100 - Adamawa State Urban Planning &amp; Development Authority Total</b>		<b>10,191,000.00</b>	<b>4,871,600.00</b>	<b>5,371,600.00</b>	<b>500,000.00</b>	<b>-</b>	<b>(500,000.00)</b>
<b>056801800100 - Adamawa State Polytechnic Yola</b>							
12020801	Rent on Govt. Quarters	8,051,072.00	4,310,845.50	4,310,845.50	-	-	-
12020819	Rent of University Property	-	-	5,046,000.00	5,046,000.00	-	(5,046,000.00)
<b>056801800100 - Adamawa State Polytechnic Yola Total</b>		<b>8,051,072.00</b>	<b>4,310,845.50</b>	<b>9,356,845.50</b>	<b>5,046,000.00</b>	<b>-</b>	<b>(5,046,000.00)</b>
<b>056801900100 - College of Education Hong</b>							
12020801	Rent on Govt. Quarters	1,631,600.00	1,164,500.00	1,164,500.00	-	-	-
12020813	Rent on Government Shops/Plaza	-	-	918,000.00	918,000.00	-	(918,000.00)
<b>056801900100 - College of Education Hong Total</b>		<b>1,631,600.00</b>	<b>1,164,500.00</b>	<b>2,082,500.00</b>	<b>918,000.00</b>	<b>-</b>	<b>(918,000.00)</b>
<b>056802100100 - Adamawa State University Mubi</b>							
12020819	Rent of University Property	-	-	20,000,000.00	20,000,000.00	-	(20,000,000.00)
12020822	House Rent	-	-	7,000,000.00	7,000,000.00	-	(7,000,000.00)
<b>056802100100 - Adamawa State University Mubi Total</b>		<b>-</b>	<b>-</b>	<b>27,000,000.00</b>	<b>27,000,000.00</b>	<b>-</b>	<b>(27,000,000.00)</b>
<b>RENT ON GOVERNMENT BUILDINGS - GENERAL Total</b>		<b>118,502,859.00</b>	<b>185,039,045.50</b>	<b>230,503,045.50</b>	<b>145,464,000.00</b>	<b>-</b>	<b>(45,464,000.00)</b>
<b>RENT ON LAND &amp; OTHERS - GENERAL</b>							
<b>026000100100 - Ministry of Lands and Survey</b>							
12020901	Rent on Govt. Land	1,025,676.73	2,794,606.40	2,794,606.40	2,000,000.00	-	-
12020907	Ground Rent	20,068,510.32	31,662,385.38	60,000,000.00	60,000,000.00	-	(28,337,614.62)
12020908	Tenement Certificate of Occupancy	2,824,049.50	9,577,000.00	10,000,000.00	10,000,000.00	-	(423,000.00)
<b>026000100100 - Ministry of Lands and Survey Total</b>		<b>23,918,236.55</b>	<b>44,033,991.78</b>	<b>72,794,606.40</b>	<b>72,000,000.00</b>	<b>-</b>	<b>(28,760,614.62)</b>
<b>RENT ON LAND &amp; OTHERS - GENERAL Total</b>		<b>23,918,236.55</b>	<b>44,033,991.78</b>	<b>72,794,606.40</b>	<b>72,000,000.00</b>	<b>-</b>	<b>(28,760,614.62)</b>
<b>REPAYMENTS - GENERAL</b>							
<b>022000100100 - Ministry of Finance</b>							



Report of the Auditor General on the Accounts of Adamawa State Government for the year ended 31st December 2023

SCHEDULE OF RECURRENT REVENUE CONTD.

Economic Code	Economic Description	Actual	Actual	Final Budget	Original Budget	Supplementary Budget	Variance
		2022	2023	2023	2023	2023	2023
		₦	₦	₦	₦	₦	₦
12021005	Refunds	-	-	1,000,000.00	1,000,000.00	-	(1,000,000.00)
12021006	Recovery of Overpayments	-	-	500,000.00	500,000.00	-	(500,000.00)
12021007	Unspecified Revenue Arrears	-	-	500,000.00	500,000.00	-	(500,000.00)
12021008	Arrears of Revenue	-	-	200,000,000.00	200,000,000.00	-	(200,000,000.00)
<b>022000100100 - Ministry of Finance Total</b>		<b>-</b>	<b>-</b>	<b>202,000,000.00</b>	<b>202,000,000.00</b>	<b>-</b>	<b>(202,000,000.00)</b>
<b>025305300100 - Adamawa State Urban Planning &amp; Development Authority</b>							
12021007	Unspecified Revenue Arrears	-	32,024,156.00	32,024,156.00	-	-	-
<b>025305300100 - Adamawa State Urban Planning &amp; Development Authority Total</b>		<b>-</b>	<b>32,024,156.00</b>	<b>32,024,156.00</b>	<b>-</b>	<b>-</b>	<b>-</b>
<b>026000100100 - Ministry of Lands and Survey</b>							
12021006	Recovery of Overpayments	355,781.78	-	-	-	-	-
<b>026000100100 - Ministry of Lands and Survey Total</b>		<b>355,781.78</b>	<b>-</b>	<b>-</b>	<b>-</b>	<b>-</b>	<b>-</b>
<b>REPAYMENTS - GENERAL Total</b>		<b>355,781.78</b>	<b>32,024,156.00</b>	<b>234,024,156.00</b>	<b>202,000,000.00</b>	<b>-</b>	<b>(202,000,000.00)</b>
<b>INVESTMENT INCOME</b>							
<b>022000100100 - Ministry of Finance</b>							
12021101	Operating Surplus	-	-	5,000,000.00	5,000,000.00	-	(5,000,000.00)
12021102	Dividend Received	-	-	5,000,000.00	5,000,000.00	-	(5,000,000.00)
12021103	Other Investment Income	-	-	50,000,000.00	50,000,000.00	-	(50,000,000.00)
12021104	Adamawa Investment Company	-	-	30,000,000.00	30,000,000.00	-	(30,000,000.00)
12021106	Dividends - N.N.D.C. Kaduna	-	4,560.00	100,000.00	100,000.00	-	(95,440.00)
12021107	Dividends - Brono Prono	-	-	100,000.00	100,000.00	-	(100,000.00)
12021111	Dividends - Ashaka Cement	-	-	20,000,000.00	20,000,000.00	-	(20,000,000.00)
<b>022000100100 - Ministry of Finance Total</b>		<b>-</b>	<b>4,560.00</b>	<b>110,200,000.00</b>	<b>110,200,000.00</b>	<b>-</b>	<b>(110,195,440.00)</b>
<b>INVESTMENT INCOME Total</b>		<b>-</b>	<b>4,560.00</b>	<b>110,200,000.00</b>	<b>110,200,000.00</b>	<b>-</b>	<b>(110,195,440.00)</b>
<b>INTEREST EARNED</b>							
<b>022000100100 - Ministry of Finance</b>							
12021201	Motor Vehicle Advances (Interest)	-	-	2,000,000.00	2,000,000.00	-	(2,000,000.00)
<b>022000100100 - Ministry of Finance Total</b>		<b>-</b>	<b>-</b>	<b>2,000,000.00</b>	<b>2,000,000.00</b>	<b>-</b>	<b>(2,000,000.00)</b>
<b>022000800100 - Board of Internal Revenue</b>							
12021210	Bank Interest	782,874.62	-	-	-	-	-
<b>022000800100 - Board of Internal Revenue Total</b>		<b>782,874.62</b>	<b>-</b>	<b>-</b>	<b>-</b>	<b>-</b>	<b>-</b>
<b>026000100100 - Ministry of Lands and Survey</b>							
12021210	Bank Interest	-	-	300,000.00	300,000.00	-	(300,000.00)
<b>026000100100 - Ministry of Lands and Survey Total</b>		<b>-</b>	<b>-</b>	<b>300,000.00</b>	<b>300,000.00</b>	<b>-</b>	<b>(300,000.00)</b>

SCHEDULE OF RECURRENT REVENUE CONTD.

Economic Code	Economic Description	Actual	Actual	Final Budget	Original Budget	Supplementary Budget	Variance
		2022	2023	2023	2023	2023	2023
		₦	₦	₦	₦	₦	₦
<b>INTEREST EARNED Total</b>		782,874.62	-	2,300,000.00	2,300,000.00	-	(2,300,000.00)
<b>RE-IMBURSEMENT GENERAL</b>							
022000100100 - Ministry of Finance							
12021302	Audit Fees	-	-	2,000,000.00	2,000,000.00	-	(2,000,000.00)
<b>022000100100 - Ministry of Finance Total</b>		-	-	<b>2,000,000.00</b>	<b>2,000,000.00</b>	-	<b>(2,000,000.00)</b>
<b>RE-IMBURSEMENT GENERAL Total</b>		-	-	<b>2,000,000.00</b>	<b>2,000,000.00</b>	-	<b>(2,000,000.00)</b>

# **Schedule of Detail Capital Receipts**

Report of the Auditor General on the Accounts of Adamawa State Government for the year ended 31st December 2023

SCHEDULE OF CAPITAL RECEIPTS

Economic Code	Receipt Description	Actual	Actual	Final Budget	Original Budget	Supplementary Budget	Variance
		2022	2023	2023	2023	2023	2023
		₦	₦	₦	₦	₦	₦
<b>1301 - AID</b>							
<b>052103300100 - Adamawa State Action for the Control of HIV/AIDS (ADSACA)</b>							
13010202	Control of HIV & AIDS - World Bank	-	-	200,000,000.00	200,000,000.00	-	(200,000,000.00)
<b>052103300100 - Adamawa State Action for the Control of HIV/AIDS (ADSACA) Total</b>		-	-	<b>200,000,000.00</b>	<b>200,000,000.00</b>	-	<b>(200,000,000.00)</b>
<b>022000100100 - Ministry of Finance</b>							
13010202	Partnerships to Engage Reform and Learn (PERL) Accountable, Responsive & Capable Government	-	-	11,000,000.00	11,000,000.00	-	(11,000,000.00)
<b>022000100100 - Ministry of Finance Total</b>		-	-	<b>11,000,000.00</b>	<b>11,000,000.00</b>	-	<b>(11,000,000.00)</b>
<b>022000700100 - Office of the Accountant General</b>							
13010202	World Bank Community and Social Development Project (CSDP)	-	-	-	-	-	-
<b>022000700100 - Office of the Accountant General Total</b>		-	-	-	-	-	-
<b>1301 - AID Total</b>		-	-	<b>211,000,000.00</b>	<b>211,000,000.00</b>	-	<b>(211,000,000.00)</b>
<b>1302 - GRANTS</b>							
<b>016102100300 - Poverty Alleviation Agency</b>							
13020202	States MSME Program (CARES Funds)	-	-	-	-	-	-
<b>016102100300 - Poverty Alleviation Agency Total</b>		-	-	-	-	-	-
<b>051400100100 - Ministry of Women Affairs</b>							
13020101	Soc. Invest. Program Grants for Conditional Cash Transfer	-	-	-	-	-	-
13020101	Social Investment Program - Market Money Loan	-	-	-	-	-	-
<b>051400100100 - Ministry of Women Affairs Total</b>		-	-	-	-	-	-
<b>051700100100 - Ministry of Education and Human Capital Development</b>							
13020102	Better Education Service Delivery for All (BESDA)	-	410,000,000.00	500,000,000.00	500,000,000.00	-	(90,000,000.00)
13020102	Safe School Initiative (SSI)	-	-	22,000,000.00	22,000,000.00	-	(22,000,000.00)
13020202	UNICEF -Ministry of Education	-	-	5,500,000.00	5,500,000.00	-	(5,500,000.00)
<b>051700100100 - Ministry of Education and Human Capital Development Total</b>		-	<b>410,000,000.00</b>	<b>527,500,000.00</b>	<b>527,500,000.00</b>	-	<b>(117,500,000.00)</b>
<b>052100100100 - Ministry of Health and Human Services</b>							
13020102	FMOH - Saving One Million Lives Prgrammm for Results-SOML P&R	-	-	500,000,000.00	500,000,000.00	-	(500,000,000.00)
13020202	EU-UNICEF- Safe Motherhood Free treatment to Women & Child	-	-	55,000,000.00	55,000,000.00	-	(55,000,000.00)
13020202	Family Health International (FHI)	-	-	76,000,000.00	76,000,000.00	-	(76,000,000.00)
13020202	GLOBALFUND - Malaria Control	-	-	55,000,000.00	55,000,000.00	-	(55,000,000.00)
13020202	Mother and Child Week Outreach EU-UNICEF	-	-	7,652,000.00	7,652,000.00	-	(7,652,000.00)
13020202	TIB - Hospital Equipment	-	-	132,000,000.00	132,000,000.00	-	(132,000,000.00)
13020202	UNFPA - Sexual and Reproductive Health	-	-	33,000,000.00	33,000,000.00	-	(33,000,000.00)
13020202	WHO - Out Reach Service	-	-	55,000,000.00	55,000,000.00	-	(55,000,000.00)
13020202	WHO,ARFH-Tuberculosis and Leprocy Control	-	-	7,700,000.00	7,700,000.00	-	(7,700,000.00)
13020202	World Bank - Malaria Control	-	-	110,000,000.00	110,000,000.00	-	(110,000,000.00)
<b>052100100100 - Ministry of Health and Human Services Total</b>		-	-	<b>1,031,352,000.00</b>	<b>1,031,352,000.00</b>	-	<b>(1,031,352,000.00)</b>
<b>011101000100 - Bureau for Public Procurement</b>							
13020102	Grants from Federal Ministry of Finance	-	-	-	-	-	-
<b>011101000100 - Bureau for Public Procurement Total</b>		-	-	-	-	-	-

Report of the Auditor General on the Accounts of Adamawa State Government for the year ended 31st December 2023

SCHEDULE OF CAPITAL RECEIPTS CONTD.

Economic Code	Receipt Description	Actual	Actual	Final Budget	Original Budget	Supplementary Budget	Variance
		2022	2023	2023	2023	2023	2023
		₦	₦	₦	₦	₦	₦
<b>021500100100 - Ministry of Agriculture</b>							
13020102	Food Agricultural Organisation (FAO)	-	-	11,000,000.00	11,000,000.00	-	(11,000,000.00)
13020102	State Agric Development Programme (CARES Funds)	900,000,000.00	1,088,204,156.80	1,000,000,000.00	1,000,000,000.00	-	88,204,156.80
<b>021500100100 - Ministry of Agriculture Total</b>		<b>900,000,000.00</b>	<b>1,088,204,156.80</b>	<b>1,011,000,000.00</b>	<b>1,011,000,000.00</b>	<b>-</b>	<b>77,204,156.80</b>
<b>022000100100 - Ministry of Finance</b>							
13020102	State Fiscal Transparency, Accountability and Sustainability (SFTAS)	-	-	4,000,000,000.00	4,000,000,000.00	-	(4,000,000,000.00)
13020102	General Refunds from Federal Government	2,492,000,000.00	-	-	-	-	-
13020102	Matching Grants on State UBE Programme	-	-	500,000,000.00	500,000,000.00	-	(500,000,000.00)
13020102	Nigeria State Health Investment Project (NSHIP)	-	-	-	-	-	-
13020102	North East Recovery and Stability Program (NERSP)	-	-	22,000,000.00	22,000,000.00	-	(22,000,000.00)
13020102	Receipts from Federal Government	2,596,510,766.19	-	-	-	-	-
13020102	Special Intervention from Federal Government	-	18,695,190,539.22	1,000,000,000.00	1,000,000,000.00	-	17,695,190,539.22
13020102	State Fiscal Transparency, Accountability and Sustainability (SFTAS)	3,229,097,500.00	-	-	-	-	-
13020202	State Actions for Business Enablement Reform (SABER)	-	-	-	-	-	-
<b>022000100100 - Ministry of Finance Total</b>		<b>8,317,608,266.19</b>	<b>18,695,190,539.22</b>	<b>5,522,000,000.00</b>	<b>5,522,000,000.00</b>	<b>-</b>	<b>13,173,190,539.22</b>
<b>022000700100 - Office of the Accountant General</b>							
13020102	Adamawa State Immunization Plus Malaria Progress by Accelerated Coverage and Transforming Services Project (IMPACT)	-	1,169,780,325.73	300,000,000.00	300,000,000.00	-	869,780,325.73
13020102	Global partnership for Education (GPE)	-	-	1,044,999,071.33	1,044,999,071.33	-	(1,044,999,071.33)
13020102	State Operating Coordinating Unit (SOCU)	-	-	-	-	-	-
13020202	Multi Sectoral Crises Recovery Project (MCRP)	-	4,732,723,623.50	5,000,000,000.00	-	5,000,000,000.00	(267,276,376.50)
13020202	State Education Investment Project (SEPIP)	-	-	-	-	-	-
<b>022000700100 - Office of the Accountant General Total</b>		<b>-</b>	<b>5,902,503,949.23</b>	<b>6,344,999,071.33</b>	<b>1,344,999,071.33</b>	<b>5,000,000,000.00</b>	<b>(442,495,122.10)</b>
<b>046900100100 - Min of Reconstruction, Rehabilitation, Reintegration Humanitarian Services</b>							
13020202	BUA Foundation	-	-	11,000,000.00	11,000,000.00	-	(11,000,000.00)
13020202	State Social Safety Net Intervention (CARES Funds)	-	1,740,490,000.00	2,000,000,000.00	2,000,000,000.00	-	(259,510,000.00)
<b>046900100100 - Min of Reconstruction, Rehabilitation, Reintegration Humanitarian Services Total</b>		<b>-</b>	<b>1,740,490,000.00</b>	<b>2,011,000,000.00</b>	<b>2,011,000,000.00</b>	<b>-</b>	<b>(270,510,000.00)</b>
<b>052100200100 - Adamawa State Contributory Health Management Agency</b>							
13020102	Basic Healthcare Provision Funds (Federal)	-	-	550,000,000.00	550,000,000.00	-	(550,000,000.00)
13020102	Basic Healthcare Provision Funds (State)	-	-	275,000,000.00	275,000,000.00	-	(275,000,000.00)
<b>052100200100 - Adamawa State Contributory Health Management Agency Total</b>		<b>-</b>	<b>-</b>	<b>825,000,000.00</b>	<b>825,000,000.00</b>	<b>-</b>	<b>(825,000,000.00)</b>
<b>052100300100 - Primary Health Care Development Agency</b>							
13020202	Grants from EU- UNICEF	-	-	200,000,000.00	200,000,000.00	-	(200,000,000.00)
<b>052100300100 - Primary Health Care Development Agency Total</b>		<b>-</b>	<b>-</b>	<b>200,000,000.00</b>	<b>200,000,000.00</b>	<b>-</b>	<b>(200,000,000.00)</b>
<b>056801800100 - Adamawa State Polytechnic Yola</b>							
13020102	TET FUND - ADSU	-	-	1,845,220,000.00	1,845,220,000.00	-	(1,845,220,000.00)
<b>056801800100 - Adamawa State Polytechnic Yola Total</b>		<b>-</b>	<b>-</b>	<b>1,845,220,000.00</b>	<b>1,845,220,000.00</b>	<b>-</b>	<b>(1,845,220,000.00)</b>
<b>1302 - GRANTS Total</b>		<b>9,217,608,266.19</b>	<b>27,836,388,645.25</b>	<b>19,318,071,071.33</b>	<b>14,318,071,071.33</b>	<b>5,000,000,000.00</b>	<b>8,518,317,573.92</b>
<b>1403 - LOANS/ BORROWINGS RECEIPT</b>							

Report of the Auditor General on the Accounts of Adamawa State Government for the year ended 31st December 2023

SCHEDULE OF CAPITAL RECEIPTS CONTD.

Economic Code	Receipt Description	Actual 2022 ₦	Actual 2023 ₦	Final Budget 2023 ₦	Original Budget 2023 ₦	Supplementary Budget 2023 ₦	Variance 2023 ₦
<b>022000700100 - Office of the Accountant General</b>							
14030101	Adamawa Government BONDS	3,009,524,521.12	-	15,149,280,000.00	15,149,280,000.00	-	(15,149,280,000.00)
14030101	Commercial Bank Loans/Restructured Loans	17,035,902,285.70	-	6,050,000,000.00	6,050,000,000.00	-	(6,050,000,000.00)
14030101	Infrastructural Grant from FGN	-	30,000,000,000.00	14,000,000,000.00	-	14,000,000,000.00	16,000,000,000.00
14030201	Rural Access Mobility Project (RAMP)	-	-	3,499,475,000.00	3,499,475,000.00	-	(3,499,475,000.00)
14030201	World Bank Loan for New Map Project (MoEnv)	-	-	-	-	-	-
<b>022000700100 - Office of the Accountant General Total</b>		<b>20,045,426,806.82</b>	<b>30,000,000,000.00</b>	<b>38,698,755,000.00</b>	<b>24,698,755,000.00</b>	<b>14,000,000,000.00</b>	<b>(8,698,755,000.00)</b>
<b>025300100100 - Ministry of Housing and Urban Development</b>							
14030101	Loan for the Construction of 2000 Housing Units in Adamawa State	-	-	1,500,000,000.00	1,500,000,000.00	-	(1,500,000,000.00)
<b>025300100100 - Ministry of Housing and Urban Development Total</b>		<b>-</b>	<b>-</b>	<b>1,500,000,000.00</b>	<b>1,500,000,000.00</b>	<b>-</b>	<b>(1,500,000,000.00)</b>
<b>1403 - LOANS/ BORROWINGS RECEIPT Total</b>		<b>20,045,426,806.82</b>	<b>30,000,000,000.00</b>	<b>40,198,755,000.00</b>	<b>26,198,755,000.00</b>	<b>14,000,000,000.00</b>	<b>(10,198,755,000.00)</b>

# **Schedule of Detail Recurrent Expenditure**

*Report of the Auditor General on the Accounts of Adamawa State Government for the year ended 31st December 2023*

**SUMMARY OF RECURRENT EXPENDITURE BY ADMINISTRATIVE CLASSIFICATION**

Organization Code	Organization Name	Actual	Actual	Final Budget	Original Budget	Supplementary Budget	Variance
		2022	2023	2023	2023	2023	2023
		₦	₦	₦	₦	₦	₦
<b>01 - Administration Sector</b>							
011100100100	Office of the Governor	2,928,879,396.86	3,969,447,504.02	4,250,795,000.00	3,050,803,000.00	-	281,347,495.98
011100100200	Office of the Deputy Governor	416,736,572.33	423,523,523.14	475,921,400.00	394,352,000.00	-	52,397,876.86
011100500100	Sustainable Development Goals (Former MDG's Office)	8,882,446.21	9,604,037.27	11,818,100.00	8,894,000.00	-	2,214,062.73
011100800100	Adamawa State Emergency Management Agency (ADSEMA)	4,470,066.05	10,696,243.30	39,001,000.00	38,319,000.00	-	28,304,756.70
011101000100	Bureau for Public Procurement	254,635,246.57	303,287,252.22	361,885,000.00	269,273,000.00	-	58,597,747.78
011101600200	World Bank Development Partner Projects(WBDPP)	18,950,457.88	16,194,309.21	20,584,700.00	17,379,000.00	-	4,390,390.79
011101700200	Cabinet Affairs Office	15,601,319.48	21,718,201.84	59,708,000.00	59,459,000.00	-	37,989,798.16
011101800100	Internal Affairs and Special Services	7,596,715,637.28	8,900,369,249.92	9,845,135,997.00	12,408,045,797.00	-	944,766,747.08
011110100100	Community and Social Development Agency	38,229,567.86	8,614,381.61	51,208,000.00	50,545,000.00	-	42,593,618.39
011118400100	Gongola Basin Energy Development Company	6,197,503.98	6,460,457.09	7,395,300.00	6,728,000.00	-	934,842.91
011118500100	Department of Chieftaincy Affairs	27,018,719.40	29,635,775.77	30,338,000.00	2,586,000.00	-	702,224.23
011200300100	Adamawa State House of Assembly (Legislature)	2,755,864,235.40	2,924,351,962.19	5,440,188,500.00	6,458,915,000.00	-	2,515,836,537.81
011200400100	House of Assembly Service Commission	135,277,478.06	228,412,801.88	340,714,000.00	207,356,000.00	-	112,301,198.12
012300100100	Ministry of Information and Strategy	195,237,441.03	250,246,073.02	306,855,800.00	223,835,000.00	-	56,609,726.99
012300300100	Adamawa Television Corporation	203,361,032.49	194,897,048.25	204,097,700.00	112,200,000.00	-	9,200,651.75
012300400100	Adamawa Broadcasting Corporation	159,762,248.64	161,451,552.57	183,622,300.00	153,488,000.00	-	22,170,747.43
012301300100	Government Printing Press	36,271,228.82	37,179,974.08	48,305,200.00	43,327,000.00	-	11,125,225.92
012305500100	Adamawa Press Limited	65,334,347.08	62,629,400.79	190,317,000.00	182,592,000.00	-	127,687,599.21
012500100100	Office of the Head of Service	517,733,747.08	881,084,021.78	1,245,825,100.00	1,199,128,000.00	-	364,741,078.22
012500500100	Establishment and Training Department	327,730,406.29	323,810,044.71	360,111,700.00	300,184,000.00	-	36,301,655.29
012500700100	Adamawa State Staff Pension Board	8,194,670,045.41	7,802,769,425.56	8,319,575,300.00	9,205,872,600.00	-	516,805,874.44
012500800100	Department of Labour and Productivity	17,730,693.88	3,507,535.03	20,137,700.00	20,067,000.00	-	16,630,164.97
014000100100	Office of the State Auditor General	320,177,713.95	321,021,558.03	408,387,000.00	316,916,000.00	-	87,365,441.97
014000200100	Office of the Auditor General for Local Government	87,180,136.19	87,616,075.31	113,747,800.00	98,978,000.00	-	26,131,724.69
014000300100	Audit Commission	-	-	13,044,000.00	13,044,000.00	-	13,044,000.00
014700100100	Civil Service Commission	48,343,939.87	53,263,317.09	172,808,300.00	162,518,000.00	-	119,544,982.91
014800100100	Adamawa State Independence Electoral Commission	72,531,401.37	141,775,862.60	235,891,400.00	132,383,000.00	-	94,115,537.40
014900100100	Local Government Service Commission	35,101,639.96	16,626,185.18	16,989,600.00	16,299,000.00	-	363,414.82
016100100100	Office of the Secretary to the State Government	960,652,101.07	1,300,093,715.68	2,024,650,000.00	2,432,650,000.00	-	724,556,284.32
016102100300	Poverty Alleviation Agency	19,451,642.71	42,050,908.65	84,782,900.00	68,724,000.00	-	42,731,991.35
016103700100	Muslim Pilgrims Welfare Board	86,838,666.86	896,011,497.44	1,349,025,200.00	841,469,000.00	-	453,013,702.56
016103800100	Christian Pilgrims Welfare Board	148,893,481.34	102,876,763.74	400,944,200.00	400,291,000.00	-	298,067,436.26
016105200100	NEPAD/APRM	4,778,708.93	9,045,918.38	11,532,600.00	7,930,000.00	-	2,486,681.62
016300100100	Ministry for Special Duties	23,549,224.23	26,932,524.59	34,516,100.00	30,104,000.00	-	7,583,575.42
<b>01 - Administration Sector Total</b>		<b>25,732,788,494.56</b>	<b>29,567,205,101.94</b>	<b>36,679,859,897.00</b>	<b>38,934,654,397.00</b>	<b>-</b>	<b>7,112,654,795.06</b>
<b>02 - Economic Sector</b>							
021500100100	Ministry of Agriculture	267,764,153.81	269,755,891.06	310,258,800.00	263,221,000.00	-	40,502,908.95
021510200100	Adamawa ADP	111,227,158.68	107,296,495.34	132,143,400.00	122,085,000.00	-	24,846,904.66
021510300100	Adamawa Agricultural Mechanization Authority	91,853,336.57	78,311,137.30	97,417,300.00	88,089,000.00	-	19,106,162.70
022000100100	Ministry of Finance	1,035,167,308.47	1,103,875,175.53	1,761,900,400.00	4,344,272,000.00	-	658,025,224.48
022000200100	Debt Management Agency	47,030,858.19	37,756,241.64	54,453,800.00	45,662,000.00	-	16,697,558.37
022000300100	Budget Department	66,769,918.37	107,248,361.77	292,278,800.00	272,902,000.00	-	185,028,438.23
022000700100	Office of the Accountant General	12,187,932,259.64	19,253,679,327.12	22,038,596,200.00	23,254,523,100.00	-	2,784,916,872.88
022000800100	Board of Internal Revenue	1,051,621,095.45	417,815,438.51	1,526,363,200.00	1,607,956,000.00	-	1,108,547,761.49
022000900100	State Fiscal Transparency, Accountability And Sustain.Progr	19,588,787.50	9,867,915.45	18,028,000.00	18,028,000.00	-	8,160,084.55
022200100100	Ministry of Commerce	180,853,055.30	169,441,533.35	207,130,600.00	194,165,000.00	-	37,689,066.66



Report of the Auditor General on the Accounts of Adamawa State Government for the year ended 31st December 2023

SUMMARY OF RECURRENT EXPENDITURE BY ADMINISTRATIVE CLASSIFICATION CONT'D.

Organization Code	Organization Name	Actual	Actual	Final Budget	Original Budget	Supplementary Budget	Variance
		2022	2023	2023	2023	2023	2023
		₦	₦	₦	₦	₦	₦
022205300200	Jimeta Shopping Complex Office	-	200,000.00	204,000.00	-	-	4,000.00
022900100100	Ministry of Transportation	73,028,558.85	71,891,938.40	90,027,700.00	78,783,000.00	-	18,135,761.61
022905300100	Adamawa Transport Company	2,003,360.30	836,293.00	12,375,100.00	11,522,000.00	-	11,538,807.00
023300100100	Ministry of Mineral Resources Development	14,503,193.53	23,823,927.93	34,645,100.00	32,518,000.00	-	10,821,172.08
023305200100	Adamawa State Mining Company	14,983,260.96	21,249,231.46	25,168,700.00	16,808,000.00	-	3,919,468.55
023400100100	Ministry of Works and Energy Development	124,564,612.54	120,638,499.13	156,157,400.00	132,761,000.00	-	35,518,900.88
023400400100	Adamawa State Road Maintenance Agency	10,888,313.38	7,067,554.63	194,929,000.00	398,597,000.00	-	187,861,445.37
023600100100	Ministry of Culture and Tourism	72,090,808.33	73,024,858.72	88,476,300.00	77,501,000.00	-	15,451,441.29
023600300100	Adamawa State Agency for Museum and Monuments	15,191,669.72	13,504,829.88	20,773,700.00	19,023,000.00	-	7,268,870.12
023600400100	Arts Council	92,062,628.02	105,508,086.32	120,705,600.00	73,748,000.00	-	15,197,513.68
023605200100	Hotel and Tourism Board	-	-	9,584,000.00	9,584,000.00	-	9,584,000.00
023800100100	Adamawa State Planning Commission	602,634,249.56	129,992,674.56	256,557,900.00	200,938,000.00	-	126,565,225.44
023800400100	Adamawa State Bureau of Statistics	164,744,751.93	165,759,752.62	208,132,800.00	176,268,000.00	-	42,373,047.38
025000100100	Fiscal Responsibility Commission	78,223,151.63	64,185,205.17	87,019,300.00	66,837,000.00	-	22,834,094.83
025200100100	Ministry of Water Resources	71,299,719.49	69,333,230.05	83,134,000.00	69,029,000.00	-	13,800,769.96
025210200100	Adamawa State Water Board	516,566,399.09	502,637,297.06	596,506,100.00	535,996,000.00	-	93,868,802.94
025210300100	Rural Water Supply & Environmental Sanitation Agency (RWESA)	27,706,460.35	28,865,879.85	35,023,900.00	29,798,000.00	-	6,158,020.15
025210400100	Small Towns Water Supply Agency	2,994,044.68	4,972,198.07	9,076,800.00	6,671,000.00	-	4,104,601.93
025300100100	Ministry of Housing and Urban Development	201,108,677.47	91,124,837.23	232,807,700.00	226,342,000.00	-	141,682,862.78
025305300100	Adamawa State Urban Planning & Development Authority	92,461,967.12	106,671,243.19	144,727,700.00	125,692,000.00	-	38,056,456.81
026000100100	Ministry of Lands and Survey	100,861,185.59	106,469,240.07	121,513,100.00	107,170,000.00	-	15,043,859.94
026000200100	Office of the Surveyor General	76,313,965.04	72,577,836.07	97,082,900.00	94,179,000.00	-	24,505,063.93
026500100100	Ministry of Livestock & Aquaculture Development	638,570,463.12	636,554,448.39	728,177,000.00	671,753,000.00	-	91,622,551.62
026600100100	Ministry of Entrepreneurship Development	124,944,746.21	119,351,333.49	157,368,900.00	136,343,000.00	-	38,017,566.52
<b>02 - Economic Sector Total</b>		<b>18,177,554,118.86</b>	<b>24,091,287,912.29</b>	<b>29,948,743,200.00</b>	<b>33,508,764,100.00</b>	<b>-</b>	<b>5,857,455,287.71</b>
<b>03 - Law and Justice Sector</b>							
031801100100	Adamawa State Judicial Service Commission	82,427,021.93	89,669,805.85	183,857,700.00	170,551,000.00	-	94,187,894.15
031805100100	High Court of Justice	768,705,907.83	1,071,782,767.86	1,502,233,910.00	1,228,023,710.00	-	430,451,142.14
031805200100	Customary Court of Appeal	129,838,800.96	129,864,573.58	227,109,300.00	200,247,000.00	-	97,244,726.42
031805300100	Sharia Court of Appeal	175,019,559.63	180,619,538.98	305,744,530.00	269,464,230.00	-	125,124,991.02
031805500100	Area Courts	1,802,742,571.86	1,921,153,183.35	3,023,540,800.00	2,467,532,000.00	-	1,102,387,616.65
032600100100	Ministry of Justice	503,668,789.99	641,218,640.04	745,509,800.00	478,123,000.00	-	104,291,159.96
<b>03 - Law and Justice Sector Total</b>		<b>3,462,402,652.20</b>	<b>4,034,308,509.66</b>	<b>5,987,996,040.00</b>	<b>4,813,940,940.00</b>	<b>-</b>	<b>1,953,687,530.34</b>
<b>04 - Regional Sector</b>							
046900100100	Min of Reconstruction, Rehabilitation, Reintegration Humanitarian Services	14,320,751.91	35,208,921.88	48,822,800.00	33,218,000.00	-	13,613,878.12
046900300100	Boundary Commission	6,782,480.67	5,431,909.90	16,451,500.00	16,314,000.00	-	11,019,590.10
<b>04 - Regional Sector Total</b>		<b>21,103,232.58</b>	<b>40,640,831.78</b>	<b>65,274,300.00</b>	<b>49,532,000.00</b>	<b>-</b>	<b>24,633,468.22</b>
<b>05 - Social Sector</b>							
051300100100	Ministry of Youth and Sports Development	37,577,044.81	83,922,401.81	99,515,700.00	47,934,000.00	-	15,593,298.20
051305100100	Sports Council	89,468,901.77	146,372,696.18	168,818,400.00	87,302,000.00	-	22,445,703.82
051305300100	Adamawa United Foot Ball Club	167,504,688.09	150,004,103.92	188,744,800.00	188,656,000.00	-	38,740,696.08
051400100100	Ministry of Women Affairs	149,845,684.39	174,848,478.55	203,578,200.00	173,378,000.00	-	28,729,721.46
051700100100	Ministry of Education and Human Capital Development	196,846,510.14	279,620,058.39	321,598,900.00	179,983,000.00	-	41,978,841.62
051700300100	Adamawa State Universal Basic Education Board	16,960,403.41	7,105,158.81	105,950,000.00	105,950,000.00	-	98,844,841.19
051700800100	Adamawa State Library Board	158,333,606.07	173,564,453.76	184,398,600.00	164,613,000.00	-	10,834,146.24

Report of the Auditor General on the Accounts of Adamawa State Government for the year ended 31st December 2023

SUMMARY OF RECURRENT EXPENDITURE BY ADMINISTRATIVE CLASSIFICATION CONT'D.

Organization Code	Organization Name	Actual	Actual	Final Budget	Original Budget	Supplementary Budget	Variance
		2022	2023	2023	2023	2023	2023
		₦	₦	₦	₦	₦	₦
051700900100	Adamawa State Mass Education Board (ADSMEB)	118,135,028.17	124,701,765.42	147,125,500.00	128,260,000.00	-	22,423,734.59
051705100100	Post Primary Schools Mgt Board	10,609,484,342.00	11,842,819,541.95	12,863,207,400.00	10,338,259,000.00	-	1,020,387,858.05
051706400100	Education Resource Centre	15,519,504.50	71,316,893.87	131,804,100.00	79,589,000.00	-	60,487,206.13
052100100100	Ministry of Health and Human Services	268,966,960.13	288,362,860.84	333,791,200.00	303,503,000.00	-	45,428,339.17
052100200100	Adamawa State Contributory Health Management Agency	2,186,412.67	2,282,351.83	110,545,000.00	1,010,545,000.00	-	108,262,648.17
052100300100	Primary Health Care Development Agency	74,863,316.72	74,092,979.62	90,616,200.00	79,251,000.00	-	16,523,220.38
052102700100	Adamawa State Referral Center	243,484,450.40	-	-	-	-	-
052103300100	Adamawa State Action for the Control of HIV/AIDS (ADSACA)	37,438,476.52	36,662,090.55	50,808,000.00	47,615,000.00	-	14,145,909.45
052110200100	Adamawa State Hospital Services Management Board	3,572,548,703.23	4,948,383,528.72	5,108,232,300.00	3,862,908,000.00	-	159,848,771.28
052110300100	Adamawa Traditional Medicine Board	1,560,000.00	2,896,315.20	4,001,800.00	3,324,000.00	-	1,105,484.80
052111300100	Adamawa Essential Drugs Programme	50,533,575.50	60,487,551.49	92,428,700.00	86,243,000.00	-	31,941,148.51
052111400100	Adamawa State Specialist Hospital Yola	-	258,658,671.33	504,403,300.00	366,198,000.00	-	245,744,628.67
053500100100	Ministry of Environment and Natural Resources Development	413,965,680.02	424,361,074.38	477,976,800.00	441,694,000.00	-	53,615,725.63
055100100100	Ministry for Local Government Affairs	69,395,838.92	73,150,624.35	81,172,700.00	71,891,000.00	-	8,022,075.66
055100500100	Local Government Staff Pension Board	38,434,112.46	48,293,460.40	115,888,600.00	99,202,000.00	-	67,595,139.60
055400100100	Ministry of Rural Infrastructure & Community Development	72,535,464.31	70,083,335.19	86,802,500.00	74,178,000.00	-	16,719,164.82
056800100100	Ministry of Tertiary and Professional Education	26,343,226.55	32,202,241.24	45,691,800.00	37,199,000.00	-	13,489,558.76
056800300100	College of Agriculture Ganye	641,003,324.61	683,380,668.87	745,546,700.00	702,100,000.00	-	62,166,031.13
056800400100	College of Legal Studies Yola	510,103,385.61	543,064,244.70	643,814,900.00	607,829,000.00	-	100,750,655.30
056801800100	Adamawa State Polytechnic Yola	1,328,901,840.16	1,500,526,371.17	2,022,734,400.00	1,350,442,000.00	-	522,208,028.83
056801900100	College of Education Hong	1,207,715,409.19	1,301,063,500.87	1,409,944,900.00	1,286,394,000.00	-	108,881,399.13
056802100100	Adamawa State University Mubi	2,244,718,299.67	1,978,299,058.64	4,852,028,700.00	4,830,662,000.00	-	2,873,729,641.36
056802200100	Adamawa State Scholarship Trust Fund	110,659,818.14	144,899,575.72	167,164,800.00	36,508,000.00	-	22,265,224.28
056802300100	College of Nursing & Midwifery Yola	326,503,828.40	381,326,525.96	670,751,700.00	628,113,000.00	-	289,425,174.04
056802400100	College of Health Technology Michika	174,013,550.84	217,396,989.53	300,472,400.00	284,818,000.00	-	83,075,410.47
<b>05 - Social Sector Total</b>		<b>22,975,551,387.37</b>	<b>26,124,149,573.22</b>	<b>32,329,559,000.00</b>	<b>27,704,541,000.00</b>	<b>-</b>	<b>6,205,409,426.78</b>
<b>Grand Total</b>		<b>70,369,399,885.57</b>	<b>83,857,591,928.89</b>	<b>105,011,432,437.00</b>	<b>105,011,432,437.00</b>	<b>-</b>	<b>21,153,840,508.11</b>

*Report of the Auditor General on the Accounts of Adamawa State Government for the year ended 31st December 2023*

**SCHEDULE OF RECURRENT EXPENDITURE**

Economic Code	Economic Description	Actual 2022 ₦	Actual 2023 ₦	Final Budget 2023 ₦	Original Budget 2023 ₦	Supplementary Budget 2023 ₦	Variance 2023 ₦
<b>01 - Administration Sector</b>							
<b>011100100100 - Office of the Governor</b>							
<b>PERSONNEL COST</b>							
21010101	Basic-Salary	44,699,960.30	45,430,304.12	88,785,000.00	88,785,000.00	-	43,354,695.88
21010103	Consolidated Revenue Fund Charge - Salaries	588,926,151.59	530,157,985.01	534,642,300.00	305,947,000.00	-	4,484,314.99
21020102	Housing/Rent Allowance	7,353,171.05	10,394,456.50	10,443,900.00	7,924,000.00	-	49,443.50
21020103	Transport Allowance	6,198,077.00	6,253,709.77	11,758,000.00	11,758,000.00	-	5,504,290.23
21020104	Meal Subsidy	1,153,020.50	1,383,525.78	1,388,400.00	1,143,000.00	-	4,874.22
21020105	Utility Allowance	2,715,158.46	2,881,092.65	5,336,000.00	5,336,000.00	-	2,454,907.35
21020107	Leave Allowance	3,865,870.00	4,477,547.00	7,375,000.00	7,375,000.00	-	2,897,453.00
21020110	Call Duty Allowance	40,732.59	-	-	-	-	-
21020111	Clinical Allowance	235,941.03	-	-	-	-	-
21020118	Siwes Allowance	79,752.15	-	-	-	-	-
21020125	Student Nurses Allowance	28,773.22	-	-	-	-	-
21020134	Judges/Grand Khadis Allowance	364,236.11	-	1,519,000.00	1,519,000.00	-	1,519,000.00
21020135	Furniture Allowance	869,758.46	793,354.82	1,644,000.00	1,644,000.00	-	850,645.18
21020145	Other Allowances and Benefits	2,749,168.67	7,870,000.00	12,879,000.00	12,879,000.00	-	5,009,000.00
<b>PERSONNEL COST Total</b>		<b>659,279,771.13</b>	<b>609,641,975.65</b>	<b>675,770,600.00</b>	<b>444,310,000.00</b>	<b>-</b>	<b>66,128,624.35</b>
<b>OTHER RECURRENT COSTS</b>							
22020101	Local Travel & Transport: Training	44,120,961.00	85,325,385.00	90,221,000.00	90,221,000.00	-	4,895,615.00
22020102	Local Travel & Transport: Others	2,023,200.00	284,844,974.00	286,540,900.00	200,050,000.00	-	1,695,926.00
22020103	International Travel & Transport: Training	45,316,000.00	22,158,360.00	23,861,000.00	23,861,000.00	-	1,702,640.00
22020104	International Travel & Transport: Others	63,450.00	-	-	-	-	-
22020105	Hotel Accommodation - Local	197,273,815.20	279,584,543.20	280,383,300.00	239,650,000.00	-	798,756.80
22020107	Hotel Accommodation - Local Training	31,114,200.00	27,691,869.30	28,047,000.00	28,047,000.00	-	355,130.70
22020109	Per-Diem/Estacodes	5,263,148.00	7,356,255.00	7,381,700.00	6,089,000.00	-	25,445.00
22020201	Electricity Charges	1,193,715.17	-	3,483,000.00	3,483,000.00	-	3,483,000.00
22020202	Telephone Charges	2,848,800.00	6,875,000.00	6,927,900.00	4,231,000.00	-	52,900.00
22020203	Internet Access Charges	-	-	3,175,000.00	3,175,000.00	-	3,175,000.00
22020204	Satellite Broadcasting Access Charges	877,800.00	1,500,000.00	1,961,000.00	1,961,000.00	-	461,000.00
22020207	Leased Communication Lines(s)	5,000,000.00	-	3,045,000.00	3,045,000.00	-	3,045,000.00
22020209	Other Utility Charges	12,695,000.00	2,230,000.00	6,545,000.00	6,545,000.00	-	4,315,000.00
22020301	Office Stationeries/Computer Consumables	1,945,000.00	1,590,000.00	7,432,000.00	7,432,000.00	-	5,842,000.00
22020303	Newspapers	1,500,000.00	-	-	-	-	-
22020304	Magazines & Periodicals	-	2,000,000.00	5,471,000.00	5,471,000.00	-	3,471,000.00
22020305	Printing of Non Security Documents	3,000,000.00	620,000.00	7,134,000.00	7,134,000.00	-	6,514,000.00
22020306	Printing of Security Documents	-	3,650,900.00	3,716,000.00	3,716,000.00	-	65,100.00
22020307	Drugs/Laboratory/Medical Supplies	-	-	2,167,000.00	2,167,000.00	-	2,167,000.00
22020310	Teaching Aids/Instruction Materials	-	-	1,084,000.00	1,084,000.00	-	1,084,000.00
22020311	Food Stuff/Catering Materials Supplies	41,350,000.00	8,480,000.00	21,667,000.00	21,667,000.00	-	13,187,000.00
22020312	Other Materials and Supplies	77,281,113.56	59,330,900.00	59,514,900.00	50,133,000.00	-	184,000.00
22020401	Maintenance of Motor Vehicle/Transport Equipment	12,647,400.00	10,533,100.00	10,878,000.00	10,878,000.00	-	344,900.00
22020402	Maintenance of Office Furniture	-	240,000.00	6,733,000.00	6,733,000.00	-	6,493,000.00
22020403	Maintenance of Office Building/Residential Qtrs	1,165,500.00	4,822,150.00	6,295,000.00	6,295,000.00	-	1,472,850.00
22020404	Maintenance of Office/IT Equipments	21,232,816.00	11,211,800.00	11,314,300.00	6,089,000.00	-	102,500.00

Report of the Auditor General on the Accounts of Adamawa State Government for the year ended 31st December 2023

SCHEDULE OF RECURRENT EXPENDITURE CONTD.

Economic Code	Economic Description	Actual	Actual	Final Budget	Original Budget	Supplementary Budget	Variance
		2022	2023	2023	2023	2023	2023
		₦	₦	₦	₦	₦	₦
22020405	Maintenance of Plants/Generators	25,941,214.40	25,023,120.00	28,211,000.00	28,211,000.00	-	3,187,880.00
22020406	Other Maintenance Services	8,646,100.00	23,810,500.00	23,955,500.00	16,565,000.00	-	145,000.00
22020407	Maintenance of Aircrafts	240,000.00	-	-	-	-	-
22020501	Local Training	922,200.00	3,945,600.00	7,638,000.00	7,638,000.00	-	3,692,400.00
22020502	International Training	-	-	8,050,000.00	8,050,000.00	-	8,050,000.00
22020503	Other Trainings	8,900,000.00	2,010,000.00	2,589,000.00	2,589,000.00	-	579,000.00
22020601	Security Services	296,963,306.00	262,825,650.00	296,888,000.00	296,888,000.00	-	34,062,350.00
22020603	Residential Rent	-	400,000.00	1,084,000.00	1,084,000.00	-	684,000.00
22020604	Security Vote (Including Operations)	107,278,801.80	70,345,420.00	86,667,000.00	86,667,000.00	-	16,321,580.00
22020605	Cleaning & Fumigation Services	49,609,883.55	27,319,075.00	43,334,000.00	43,334,000.00	-	16,014,925.00
22020701	Financial Consulting	-	2,400,000.00	2,400,000.00	2,400,000.00	-	-
22020702	InFormation Technology Consulting	3,500,000.00	5,000,000.00	5,607,000.00	5,607,000.00	-	607,000.00
22020703	Legal Services	-	-	491,000.00	491,000.00	-	491,000.00
22020706	Surveying Services	-	-	542,000.00	542,000.00	-	542,000.00
22020709	Other Consulting Services	12,850,000.00	-	1,961,000.00	1,961,000.00	-	1,961,000.00
22020801	Motor Vehicle Fuel Cost	196,868,728.84	349,975,192.70	351,505,400.00	273,466,000.00	-	1,530,207.30
22020802	Other Transport Equipment Fuel Cost	4,273,763.80	1,482,000.00	7,172,000.00	7,172,000.00	-	5,690,000.00
22020803	Plant/Generator Fuel Cost	20,879,983.80	-	11,711,000.00	11,711,000.00	-	11,711,000.00
22020806	Cooking Gas/Fuel Cost	-	-	1,084,000.00	1,084,000.00	-	1,084,000.00
22020901	Bank Charges (Other Than Interest)	3,715,255.80	12,384,569.06	12,528,100.00	5,211,000.00	-	143,530.94
22020902	Insurance Premium	-	-	1,257,000.00	1,257,000.00	-	1,257,000.00
22021001	Refreshment & Meals	6,150,000.00	8,551,580.00	11,300,000.00	11,300,000.00	-	2,748,420.00
22021002	Honorarium & Sitting Allowance	3,800,000.00	3,336,253.00	7,172,000.00	7,172,000.00	-	3,835,747.00
22021003	Publicity & Advertisements	31,290,600.00	17,279,438.00	17,298,600.00	16,322,000.00	-	19,162.00
22021004	Medical Expenses-Local	9,491,960.00	9,849,100.00	9,893,900.00	7,611,000.00	-	44,800.00
22021006	Postages & Courier Services	-	-	3,380,000.00	3,380,000.00	-	3,380,000.00
22021007	Welfare Packages	3,743,610.00	10,000,000.00	18,883,000.00	18,883,000.00	-	8,883,000.00
22021008	Subscription to Professional Bodies	-	2,600,000.00	3,922,000.00	3,922,000.00	-	1,322,000.00
22021009	Sporting Activities	-	-	1,084,000.00	1,084,000.00	-	1,084,000.00
22021021	Special Days/Celebrations	-	-	6,966,000.00	6,966,000.00	-	6,966,000.00
22021025	Other Miscellaneous Expenses	966,622,298.81	1,701,222,794.11	1,715,471,900.00	988,768,000.00	-	14,249,105.89
<b>OTHER RECURRENT COSTS Total</b>		<b>2,269,599,625.73</b>	<b>3,359,805,528.37</b>	<b>3,575,024,400.00</b>	<b>2,606,493,000.00</b>	<b>-</b>	<b>215,218,871.63</b>
<b>011100100100 - Office of the Governor Total</b>		<b>2,928,879,396.86</b>	<b>3,969,447,504.02</b>	<b>4,250,795,000.00</b>	<b>3,050,803,000.00</b>	<b>-</b>	<b>281,347,495.98</b>
<b>011100100200 - Office of the Deputy Governor</b>							
<b>PERSONNEL COST</b>							
21010101	Basic-Salary	5,636,374.18	5,640,485.40	6,805,000.00	6,805,000.00	-	1,164,514.60
21010103	Consolidated Revenue Fund Charge - Salaries	30,363,647.04	21,235,131.75	21,416,600.00	12,164,000.00	-	181,468.25
21020102	Housing/Rent Allowance	966,969.39	1,290,546.72	1,305,100.00	565,000.00	-	14,553.28
21020103	Transport Allowance	525,375.95	577,821.00	580,400.00	450,000.00	-	2,579.00
21020104	Meal Subsidy	82,748.24	124,122.36	124,800.00	91,000.00	-	677.64
21020105	Utility Allowance	305,080.40	293,541.96	317,000.00	317,000.00	-	23,458.04
21020107	Leave Allowance	524,050.44	559,104.00	602,000.00	602,000.00	-	42,896.00
21020111	Clinical Allowance	31,030.59	-	85,000.00	85,000.00	-	85,000.00
21020112	Harzard Allowance	10,343.53	-	-	-	-	-

Report of the Auditor General on the Accounts of Adamawa State Government for the year ended 31st December 2023

SCHEDULE OF RECURRENT EXPENDITURE CONTD.

Economic Code	Economic Description	Actual	Actual	Final Budget	Original Budget	Supplementary	Variance
		2022	2023	2023	2023	Budget	2023
		₦	₦	₦	₦	₦	₦
21020121	Wieghing Allowance	80,769.08	138,461.28	139,000.00	113,000.00	-	538.72
21020135	Furniture Allowance	628,853.64	628,853.64	676,000.00	676,000.00	-	47,146.36
21020145	Other Allowances and Benefits	398,158.61	850,000.00	1,038,000.00	1,038,000.00	-	188,000.00
<b>PERSONNEL COST Total</b>		<b>39,553,401.09</b>	<b>31,338,068.11</b>	<b>33,088,900.00</b>	<b>22,906,000.00</b>	<b>-</b>	<b>1,750,831.89</b>
<b>OTHER RECURRENT COSTS</b>							
22020101	Local Travel & Transport: Training	132,000.00	5,763,000.00	5,793,000.00	4,265,000.00	-	30,000.00
22020102	Local Travel & Transport: Others	9,647,000.00	25,845,836.00	26,141,800.00	11,050,000.00	-	295,964.00
22020103	International Travel & Transport: Training	2,500,000.00	200,000.00	4,265,000.00	4,265,000.00	-	4,065,000.00
22020105	Hotel Accommodation - Local	2,300,000.00	1,615,300.00	2,633,000.00	2,633,000.00	-	1,017,700.00
22020201	Electricity Charges	42,500.00	-	500,000.00	500,000.00	-	500,000.00
22020202	Telephone Charges	-	-	141,000.00	141,000.00	-	141,000.00
22020204	Satellite Broadcasting Access Charges	960,000.00	1,137,600.00	1,317,000.00	1,317,000.00	-	179,400.00
22020209	Other Utility Charges	250,000.00	58,000.00	571,000.00	571,000.00	-	513,000.00
22020301	Office Stationeries/Computer Consumables	263,000.00	773,100.00	1,755,000.00	1,755,000.00	-	981,900.00
22020302	Books	54,600.00	-	-	-	-	-
22020305	Printing of Non Security Documents	160,000.00	-	1,755,000.00	1,755,000.00	-	1,755,000.00
22020306	Printing of Security Documents	214,600.00	-	1,317,000.00	1,317,000.00	-	1,317,000.00
22020307	Drugs/Laboratory/Medical Supplies	561,800.00	97,800.00	1,755,000.00	1,755,000.00	-	1,657,200.00
22020309	UniForms & Other Clothing	-	-	439,000.00	439,000.00	-	439,000.00
22020312	Other Materials and Supplies	-	60,000.00	194,000.00	194,000.00	-	134,000.00
22020401	Maintenance of Motor Vehicle/Transport Equipment	2,797,200.00	6,860,500.00	6,910,000.00	4,388,000.00	-	49,500.00
22020402	Maintenance of Office Furniture	1,960,000.00	250,000.00	2,633,000.00	2,633,000.00	-	2,383,000.00
22020403	Maintenance of Office Building/Residential Qtrs	32,000.00	1,135,885.00	1,633,000.00	1,633,000.00	-	497,115.00
22020404	Maintenance of Office/IT Equipments	755,000.00	842,050.00	878,000.00	878,000.00	-	35,950.00
22020405	Maintenance of Plants/Generators	121,400.00	302,000.00	878,000.00	878,000.00	-	576,000.00
22020406	Other Maintenance Services	1,330,000.00	1,564,500.00	3,344,000.00	3,344,000.00	-	1,779,500.00
22020501	Local Training	2,000,000.00	-	4,388,000.00	4,388,000.00	-	4,388,000.00
22020502	International Training	-	-	1,194,000.00	1,194,000.00	-	1,194,000.00
22020601	Security Services	7,878,200.00	9,091,100.00	9,097,500.00	8,775,000.00	-	6,400.00
22020603	Residential Rent	-	-	878,000.00	878,000.00	-	878,000.00
22020604	Security Vote (Including Operations)	4,495,400.00	4,324,800.00	4,388,000.00	4,388,000.00	-	63,200.00
22020605	Cleaning & Fumigation Services	160,000.00	110,000.00	1,633,000.00	1,633,000.00	-	1,523,000.00
22020709	Other Consulting Services	204,600.00	-	439,000.00	439,000.00	-	439,000.00
22020801	Motor Vehicle Fuel Cost	24,010,900.00	19,423,400.00	19,505,300.00	15,330,000.00	-	81,900.00
22020802	Other Transport Equipment Fuel Cost	2,000,000.00	689,000.00	4,388,000.00	4,388,000.00	-	3,699,000.00
22020803	Plant/Generator Fuel Cost	27,454,400.00	22,384,955.74	34,293,000.00	34,293,000.00	-	11,908,044.26
22020806	Cooking Gas/Fuel Cost	204,000.00	34,800.00	264,000.00	264,000.00	-	229,200.00
22020901	Bank Charges (Other Than Interest)	410,171.24	456,982.59	878,000.00	878,000.00	-	421,017.41
22021001	Refreshment & Meals	3,732,000.00	10,336,850.00	10,368,100.00	8,775,000.00	-	31,250.00
22021004	Medical Expenses-Local	-	2,102,400.00	5,000,000.00	5,000,000.00	-	2,897,600.00
22021007	Welfare Packages	3,509,400.00	12,931,131.34	13,090,600.00	4,962,000.00	-	159,468.66
22021008	Subscription to Professional Bodies	-	120,000.00	1,755,000.00	1,755,000.00	-	1,635,000.00
22021023	Development Plan Preparation Expenses	-	-	2,000,000.00	2,000,000.00	-	2,000,000.00
22021025	Other Miscellaneous Expenses	270,957,920.00	256,548,464.36	257,292,000.00	219,375,000.00	-	743,535.64
22021027	Daily Rated Allowance	6,085,080.00	7,126,000.00	7,128,200.00	7,020,000.00	-	2,200.00

Report of the Auditor General on the Accounts of Adamawa State Government for the year ended 31st December 2023

SCHEDULE OF RECURRENT EXPENDITURE CONTD.

Economic Code	Economic Description	Actual 2022 ₦	Actual 2023 ₦	Final Budget 2023 ₦	Original Budget 2023 ₦	Supplementary Budget 2023 ₦	Variance 2023 ₦
<b>OTHER RECURRENT COSTS Total</b>		<b>377,183,171.24</b>	<b>392,185,455.03</b>	<b>442,832,500.00</b>	<b>371,446,000.00</b>	<b>-</b>	<b>50,647,044.97</b>
<b>011100100200 - Office of the Deputy Governor Total</b>		<b>416,736,572.33</b>	<b>423,523,523.14</b>	<b>475,921,400.00</b>	<b>394,352,000.00</b>	<b>-</b>	<b>52,397,876.86</b>
<b>011100500100 - Sustainable Development Goals (Former MDG's Office)</b>							
<b>OTHER RECURRENT COSTS</b>							
22020101	Local Travel & Transport: Training	-	-	58,000.00	58,000.00	-	58,000.00
22020102	Local Travel & Transport: Others	204,300.00	125,000.00	439,000.00	439,000.00	-	314,000.00
22020105	Hotel Accommodation - Local	-	-	18,000.00	18,000.00	-	18,000.00
22020201	Electricity Charges	-	-	27,000.00	27,000.00	-	27,000.00
22020202	Telephone Charges	-	-	18,000.00	18,000.00	-	18,000.00
22020203	Internet Access Charges	-	-	9,000.00	9,000.00	-	9,000.00
22020209	Other Utility Charges	-	-	14,000.00	14,000.00	-	14,000.00
22020301	Office Stationeries/Computer Consumables	39,000.00	60,000.00	88,000.00	88,000.00	-	28,000.00
22020305	Printing of Non Security Documents	-	85,000.00	88,000.00	88,000.00	-	3,000.00
22020312	Other Materials and Supplies	259,000.00	366,500.00	439,000.00	439,000.00	-	72,500.00
22020401	Maintenance of Motor Vehicle/Transport Equipment	112,500.00	90,000.00	439,000.00	439,000.00	-	349,000.00
22020402	Maintenance of Office Furniture	-	-	44,000.00	44,000.00	-	44,000.00
22020403	Maintenance of Office Building/Residential Qtrs	-	-	44,000.00	44,000.00	-	44,000.00
22020404	Maintenance of Office/IT Equipments	78,000.00	280,400.00	351,000.00	351,000.00	-	70,600.00
22020405	Maintenance of Plants/Generators	-	-	88,000.00	88,000.00	-	88,000.00
22020406	Other Maintenance Services	178,200.00	635,000.00	639,000.00	439,000.00	-	4,000.00
22020501	Local Training	-	90,000.00	176,000.00	176,000.00	-	86,000.00
22020601	Security Services	-	-	44,000.00	44,000.00	-	44,000.00
22020604	Security Vote (Including Operations)	-	-	44,000.00	44,000.00	-	44,000.00
22020605	Cleaning & Fumigation Services	-	-	44,000.00	44,000.00	-	44,000.00
22020702	InFormation Technology Consulting	-	-	18,000.00	18,000.00	-	18,000.00
22020703	Legal Services	-	20,000.00	44,000.00	44,000.00	-	24,000.00
22020709	Other Consulting Services	-	-	44,000.00	44,000.00	-	44,000.00
22020801	Motor Vehicle Fuel Cost	128,000.00	-	155,000.00	155,000.00	-	155,000.00
22020802	Other Transport Equipment Fuel Cost	-	-	44,000.00	44,000.00	-	44,000.00
22020803	Plant/Generator Fuel Cost	-	-	88,000.00	88,000.00	-	88,000.00
22020901	Bank Charges (Other Than Interest)	1,688.00	1,637.27	44,000.00	44,000.00	-	42,362.73
22021003	Publicity & Advertisements	100,000.00	168,000.00	176,000.00	176,000.00	-	8,000.00
22021004	Medical Expenses-Local	-	-	88,000.00	88,000.00	-	88,000.00
22021006	Postages & Courier Services	-	-	18,000.00	18,000.00	-	18,000.00
22021007	Welfare Packages	110,000.00	340,000.00	345,100.00	88,000.00	-	5,100.00
22021009	Sporting Activities	-	-	44,000.00	44,000.00	-	44,000.00
22021025	Other Miscellaneous Expenses	6,671,000.00	4,883,500.00	4,922,500.00	2,937,000.00	-	39,000.00
22021026	Monitoring and Evaluation Recurrent	1,000,758.21	1,789,000.00	1,798,500.00	1,317,000.00	-	9,500.00
22021027	Daily Rated Allowance	-	670,000.00	878,000.00	878,000.00	-	208,000.00
<b>OTHER RECURRENT COSTS Total</b>		<b>8,882,446.21</b>	<b>9,604,037.27</b>	<b>11,818,100.00</b>	<b>8,894,000.00</b>	<b>-</b>	<b>2,214,062.73</b>
<b>011100500100 - Sustainable Development Goals (Former MDG's Office) Total</b>		<b>8,882,446.21</b>	<b>9,604,037.27</b>	<b>11,818,100.00</b>	<b>8,894,000.00</b>	<b>-</b>	<b>2,214,062.73</b>
<b>011100800100 - Adamawa State Emergency Management Agency (ADSEMA)</b>							

Report of the Auditor General on the Accounts of Adamawa State Government for the year ended 31st December 2023

SCHEDULE OF RECURRENT EXPENDITURE CONTD.

Economic Code	Economic Description	Actual 2022 ₦	Actual 2023 ₦	Final Budget 2023 ₦	Original Budget 2023 ₦	Supplementary Budget 2023 ₦	Variance 2023 ₦
<b>OTHER RECURRENT COSTS</b>							
22020101	Local Travel & Transport: Training	-	-	878,000.00	878,000.00	-	878,000.00
22020103	International Travel & Transport: Training	-	-	264,000.00	264,000.00	-	264,000.00
22020105	Hotel Accommodation - Local	-	7,500.00	264,000.00	264,000.00	-	256,500.00
22020204	Satellite Broadcasting Access Charges	-	22,500.00	24,000.00	24,000.00	-	1,500.00
22020205	Water Rates	-	-	88,000.00	88,000.00	-	88,000.00
22020206	Sewerage Charges	-	-	18,000.00	18,000.00	-	18,000.00
22020301	Office Stationeries/Computer Consumables	109,700.00	356,600.00	357,600.00	308,000.00	-	1,000.00
22020305	Printing of Non Security Documents	29,500.00	108,400.00	176,000.00	176,000.00	-	67,600.00
22020307	Drugs/Laboratory/Medical Supplies	-	-	88,000.00	88,000.00	-	88,000.00
22020308	Field & Camping Materials Supplies	-	210,000.00	1,755,000.00	1,755,000.00	-	1,545,000.00
22020311	Food Stuff/Catering Materials Supplies	-	-	2,633,000.00	2,633,000.00	-	2,633,000.00
22020401	Maintenance of Motor Vehicle/Transport Equipment	196,500.00	421,000.00	424,200.00	264,000.00	-	3,200.00
22020402	Maintenance of Office Furniture	15,000.00	-	88,000.00	88,000.00	-	88,000.00
22020403	Maintenance of Office Building/Residential Qtrs	-	-	88,000.00	88,000.00	-	88,000.00
22020404	Maintenance of Office/IT Equipments	10,000.00	-	88,000.00	88,000.00	-	88,000.00
22020405	Maintenance of Plants/Generators	-	-	88,000.00	88,000.00	-	88,000.00
22020406	Other Maintenance Services	90,000.00	165,000.00	176,000.00	176,000.00	-	11,000.00
22020501	Local Training	-	-	80,000.00	80,000.00	-	80,000.00
22020605	Cleaning & Fumigation Services	15,000.00	55,000.00	439,000.00	439,000.00	-	384,000.00
22020801	Motor Vehicle Fuel Cost	1,504,380.92	2,907,500.00	2,913,000.00	2,633,000.00	-	5,500.00
22020802	Other Transport Equipment Fuel Cost	-	-	176,000.00	176,000.00	-	176,000.00
22020803	Plant/Generator Fuel Cost	35,000.00	90,000.00	90,100.00	88,000.00	-	100.00
22020901	Bank Charges (Other Than Interest)	183,685.13	185,573.30	188,500.00	44,000.00	-	2,926.70
22021001	Refreshment & Meals	167,500.00	145,000.00	176,000.00	176,000.00	-	31,000.00
22021002	Honorarium & Sitting Allowance	30,000.00	-	88,000.00	88,000.00	-	88,000.00
22021003	Publicity & Advertisements	207,500.00	483,700.00	484,600.00	439,000.00	-	900.00
22021004	Medical Expenses-Local	-	35,000.00	176,000.00	176,000.00	-	141,000.00
22021006	Postages & Courier Services	-	-	44,000.00	44,000.00	-	44,000.00
22021007	Welfare Packages	838,300.00	1,225,500.00	17,550,000.00	17,550,000.00	-	16,324,500.00
22021023	Development Plan Preparation Expenses	-	25,000.00	88,000.00	88,000.00	-	63,000.00
22021025	Other Miscellaneous Expenses	78,000.00	2,132,970.00	6,377,000.00	6,377,000.00	-	4,244,030.00
22021027	Daily Rated Allowance	960,000.00	2,120,000.00	2,633,000.00	2,633,000.00	-	513,000.00
<b>OTHER RECURRENT COSTS Total</b>		<b>4,470,066.05</b>	<b>10,696,243.30</b>	<b>39,001,000.00</b>	<b>38,319,000.00</b>	<b>-</b>	<b>28,304,756.70</b>
<b>011100800100 - Adamawa State Emergency Management Agency (ADSEMA) Total</b>		<b>4,470,066.05</b>	<b>10,696,243.30</b>	<b>39,001,000.00</b>	<b>38,319,000.00</b>	<b>-</b>	<b>28,304,756.70</b>
<b>011101000100 - Bureau for Public Procurement</b>							
<b>PERSONNEL COST</b>							
21010101	Basic-Salary	75,459,604.32	71,225,028.20	92,263,000.00	92,263,000.00	-	21,037,971.80
21010103	Consolidated Revenue Fund Charge - Salaries	33,032,440.33	33,539,764.96	33,973,900.00	11,835,000.00	-	434,135.04
21020102	Housing/Rent Allowance	14,054,961.75	17,246,869.27	17,440,400.00	7,574,000.00	-	193,530.73
21020103	Transport Allowance	7,220,459.85	4,478,981.34	4,510,300.00	2,918,000.00	-	31,318.66
21020104	Meal Subsidy	921,550.41	1,122,133.17	1,127,600.00	850,000.00	-	5,466.83
21020105	Utility Allowance	3,280,790.90	2,934,199.08	3,466,000.00	3,466,000.00	-	531,800.92
21020106	Entertainment Allowance	917,868.03	847,087.24	958,000.00	958,000.00	-	110,912.76

Report of the Auditor General on the Accounts of Adamawa State Government for the year ended 31st December 2023

SCHEDULE OF RECURRENT EXPENDITURE CONTD.

Economic Code	Economic Description	Actual	Actual	Final Budget	Original Budget	Supplementary Budget	Variance
		2022	2023	2023	2023	2023	2023
		₦	₦	₦	₦	₦	₦
21020107	Leave Allowance	3,853,749.12	6,155,223.00	7,925,000.00	7,925,000.00	-	1,769,777.00
21020108	Domestic Staff Allowance	5,156,469.43	4,637,583.38	5,189,000.00	5,189,000.00	-	551,416.62
21020109	Shift Allowance	154,207.44	-	303,000.00	303,000.00	-	303,000.00
21020110	Call Duty Allowance	-	-	143,000.00	143,000.00	-	143,000.00
21020111	Clinical Allowance	373,259.14	-	1,069,000.00	1,069,000.00	-	1,069,000.00
21020112	Harzard Allowance	110,127.19	562,542.22	573,800.00	-	-	11,257.78
21020120	Journal Allowance	126,262.16	521,909.02	528,100.00	213,000.00	-	6,190.98
21020122	Hardship Allowance	69,393.36	147,547.90	149,000.00	76,000.00	-	1,452.10
21020128	Personal Assistance Allowance	-	491,826.26	501,700.00	-	-	9,873.74
21020130	Special Allowance	-	147,547.90	150,500.00	-	-	2,952.10
21020135	Furniture Allowance	15,000,557.20	12,979,649.12	15,605,000.00	15,605,000.00	-	2,625,350.88
21020137	Driver's Allowance	311,967.52	1,871,805.12	1,899,200.00	504,000.00	-	27,394.88
21020138	Admin Allowance	415,956.64	623,934.96	671,000.00	671,000.00	-	47,065.04
21020139	Wardrope Allowance	53,638.79	414,994.32	423,300.00	-	-	8,305.68
21020140	Academic Allowance	107,277.58	-	187,000.00	187,000.00	-	187,000.00
21020141	Accommodation Allowance	298,048.40	633,395.76	639,700.00	320,000.00	-	6,304.24
21020142	ICT Allowance	26,151.54	313,818.48	320,100.00	-	-	6,281.52
21020143	Motor Vehicle/ Maintenance Allowance	46,262.24	-	116,000.00	116,000.00	-	116,000.00
21020145	Other Allowances and Benefits	9,524,383.42	5,389,875.72	20,978,000.00	20,978,000.00	-	15,588,124.28
<b>PERSONNEL COST Total</b>		<b>170,515,386.76</b>	<b>166,285,716.42</b>	<b>211,110,600.00</b>	<b>173,163,000.00</b>	<b>-</b>	<b>44,824,883.58</b>
<b>OTHER RECURRENT COSTS</b>							
22020101	Local Travel & Transport: Training	2,259,740.00	1,307,800.00	6,755,000.00	6,755,000.00	-	5,447,200.00
22020102	Local Travel & Transport: Others	2,983,096.00	2,205,342.30	2,210,900.00	1,931,000.00	-	5,557.70
22020105	Hotel Accommodation - Local	-	375,600.00	878,000.00	878,000.00	-	502,400.00
22020203	Internet Access Charges	12,119,800.00	5,915,000.00	5,936,800.00	4,827,000.00	-	21,800.00
22020209	Other Utility Charges	-	500,000.00	724,000.00	724,000.00	-	224,000.00
22020301	Office Stationeries/Computer Consumables	2,882,650.00	9,527,605.00	9,548,000.00	8,510,000.00	-	20,395.00
22020304	Magazines & Periodicals	-	810,000.00	878,000.00	878,000.00	-	68,000.00
22020305	Printing of Non Security Documents	490,000.00	400,000.00	403,600.00	220,000.00	-	3,600.00
22020306	Printing of Security Documents	510,000.00	320,000.00	527,000.00	527,000.00	-	207,000.00
22020307	Drugs/Laboratory/Medical Supplies	-	-	176,000.00	176,000.00	-	176,000.00
22020308	Field & Camping Materials Supplies	-	-	264,000.00	264,000.00	-	264,000.00
22020309	UniForms & Other Clothing	-	-	176,000.00	176,000.00	-	176,000.00
22020312	Other Materials and Supplies	412,400.00	981,230.00	983,300.00	878,000.00	-	2,070.00
22020401	Maintenance of Motor Vehicle/Transport Equipment	715,700.00	1,450,400.00	1,755,000.00	1,755,000.00	-	304,600.00
22020402	Maintenance of Office Furniture	1,183,800.00	865,500.00	878,000.00	878,000.00	-	12,500.00
22020403	Maintenance of Office Building/Residential Qtrs	2,587,500.00	1,638,800.00	1,755,000.00	1,755,000.00	-	116,200.00
22020404	Maintenance of Office/IT Equipments	2,209,500.00	2,720,900.00	2,731,500.00	2,194,000.00	-	10,600.00
22020405	Maintenance of Plants/Generators	1,610,200.00	1,402,200.00	1,755,000.00	1,755,000.00	-	352,800.00
22020406	Other Maintenance Services	25,000.00	263,100.00	264,000.00	264,000.00	-	900.00
22020501	Local Training	1,212,600.00	992,200.00	994,500.00	878,000.00	-	2,300.00
22020502	International Training	-	1,628,400.00	1,755,000.00	1,755,000.00	-	126,600.00
22020503	Other Trainings	1,158,500.00	4,825,000.00	4,833,800.00	4,388,000.00	-	8,800.00
22020504	Seminars/Workshop and Conferences	1,693,950.00	2,378,400.00	3,510,000.00	3,510,000.00	-	1,131,600.00
22020601	Security Services	76,329.89	-	264,000.00	264,000.00	-	264,000.00



Report of the Auditor General on the Accounts of Adamawa State Government for the year ended 31st December 2023

SCHEDULE OF RECURRENT EXPENDITURE CONTD.

Economic Code	Economic Description	Actual	Actual	Final Budget	Original Budget	Supplementary	Variance
		2022	2023	2023	2023	Budget	2023
		₦	₦	₦	₦	₦	₦
22020605	Cleaning & Fumigation Services	578,450.00	181,300.00	181,500.00	176,000.00	-	200.00
22020701	Financial Consulting	-	2,135,000.00	2,142,600.00	1,755,000.00	-	7,600.00
22020702	InFormation Technology Consulting	-	-	439,000.00	439,000.00	-	439,000.00
22020703	Legal Services	84,000.00	187,000.00	439,000.00	439,000.00	-	252,000.00
22020709	Other Consulting Services	-	735,000.00	1,755,000.00	1,755,000.00	-	1,020,000.00
22020801	Motor Vehicle Fuel Cost	1,227,400.00	515,817.00	517,400.00	439,000.00	-	1,583.00
22020802	Other Transport Equipment Fuel Cost	-	368,000.00	439,000.00	439,000.00	-	71,000.00
22020803	Plant/Generator Fuel Cost	1,925,910.00	7,187,300.00	7,209,700.00	6,072,000.00	-	22,400.00
22020901	Bank Charges (Other Than Interest)	42,955.02	54,593.93	264,000.00	264,000.00	-	209,406.07
22021001	Refreshment & Meals	595,900.00	716,000.00	1,317,000.00	1,317,000.00	-	601,000.00
22021002	Honorarium & Sitting Allowance	1,085,800.00	1,558,000.00	1,562,900.00	1,317,000.00	-	4,900.00
22021003	Publicity & Advertisements	528,730.00	770,000.00	878,000.00	878,000.00	-	108,000.00
22021004	Medical Expenses-Local	779,200.00	537,800.00	539,800.00	439,000.00	-	2,000.00
22021006	Postages & Courier Services	-	-	88,000.00	88,000.00	-	88,000.00
22021007	Welfare Packages	4,050,000.00	4,760,000.00	4,827,000.00	4,827,000.00	-	67,000.00
22021008	Subscription to Professional Bodies	350,000.00	-	439,000.00	439,000.00	-	439,000.00
22021021	Special Days/Celebrations	80,000.00	160,000.00	176,000.00	176,000.00	-	16,000.00
22021023	Development Plan Preparation Expenses	-	1,190,000.00	1,210,300.00	176,000.00	-	20,300.00
22021025	Other Miscellaneous Expenses	38,097,269.56	74,138,930.00	75,075,700.00	27,305,000.00	-	936,770.00
22021026	Monitoring and Evaluation Recurrent	30,000.00	248,000.00	264,000.00	264,000.00	-	16,000.00
22021027	Daily Rated Allowance	533,479.34	1,051,317.57	1,053,100.00	966,000.00	-	1,782.43
<b>OTHER RECURRENT COSTS Total</b>		<b>84,119,859.81</b>	<b>137,001,535.80</b>	<b>150,774,400.00</b>	<b>96,110,000.00</b>	<b>-</b>	<b>13,772,864.20</b>
<b>011101000100 - Bureau for Public Procurement Total</b>		<b>254,635,246.57</b>	<b>303,287,252.22</b>	<b>361,885,000.00</b>	<b>269,273,000.00</b>	<b>-</b>	<b>58,597,747.78</b>
<b>011101600200 - World Bank Development Partner Projects(WBPPP)</b>							
<b>OTHER RECURRENT COSTS</b>							
22020101	Local Travel & Transport: Training	-	1,432,700.00	1,443,800.00	878,000.00	-	11,100.00
22020102	Local Travel & Transport: Others	-	499,000.00	502,000.00	351,000.00	-	3,000.00
22020103	International Travel & Transport: Training	-	350,126.42	351,000.00	351,000.00	-	873.58
22020104	International Travel & Transport: Others	-	435,000.00	439,000.00	439,000.00	-	4,000.00
22020105	Hotel Accommodation - Local	-	435,000.00	439,000.00	439,000.00	-	4,000.00
22020201	Electricity Charges	-	170,000.00	176,000.00	176,000.00	-	6,000.00
22020202	Telephone Charges	65,500.00	175,000.00	176,000.00	176,000.00	-	1,000.00
22020203	Internet Access Charges	-	438,500.00	439,000.00	439,000.00	-	500.00
22020204	Satellite Broadcasting Access Charges	-	777,250.00	791,100.00	88,000.00	-	13,850.00
22020209	Other Utility Charges	444,300.00	1,003,250.00	1,005,800.00	878,000.00	-	2,550.00
22020301	Office Stationeries/Computer Consumables	420,000.00	540,500.00	542,000.00	542,000.00	-	1,500.00
22020302	Books	-	-	88,000.00	88,000.00	-	88,000.00
22020305	Printing of Non Security Documents	-	-	176,000.00	176,000.00	-	176,000.00
22020306	Printing of Security Documents	-	164,800.00	176,000.00	176,000.00	-	11,200.00
22020307	Drugs/Laboratory/Medical Supplies	109,000.00	180,000.00	439,000.00	439,000.00	-	259,000.00
22020308	Field & Camping Materials Supplies	-	435,000.00	439,000.00	439,000.00	-	4,000.00
22020311	Food Stuff/Catering Materials Supplies	-	600,200.00	615,000.00	615,000.00	-	14,800.00
22020312	Other Materials and Supplies	191,700.00	1,547,300.00	1,552,000.00	1,317,000.00	-	4,700.00
22020401	Maintenance of Motor Vehicle/Transport Equipment	329,000.00	417,000.00	878,000.00	878,000.00	-	461,000.00

Report of the Auditor General on the Accounts of Adamawa State Government for the year ended 31st December 2023

SCHEDULE OF RECURRENT EXPENDITURE CONTD.

Economic Code	Economic Description	Actual	Actual	Final Budget	Original Budget	Supplementary	Variance
		2022	2023	2023	2023	Budget	2023
		₦	₦	₦	₦	₦	₦
22020402	Maintenance of Office Furniture	77,000.00	58,500.00	109,000.00	109,000.00	-	50,500.00
22020403	Maintenance of Office Building/Residential Qtrs	310,000.00	94,000.00	109,000.00	109,000.00	-	15,000.00
22020404	Maintenance of Office/IT Equipments	67,800.00	125,000.00	125,400.00	109,000.00	-	400.00
22020405	Maintenance of Plants/Generators	85,250.00	200,000.00	201,900.00	109,000.00	-	1,900.00
22020406	Other Maintenance Services	372,000.00	105,000.00	109,000.00	109,000.00	-	4,000.00
22020501	Local Training	-	109,000.00	109,000.00	109,000.00	-	-
22020502	International Training	-	-	109,000.00	109,000.00	-	109,000.00
22020601	Security Services	-	-	88,000.00	88,000.00	-	88,000.00
22020605	Cleaning & Fumigation Services	-	364,000.00	366,000.00	264,000.00	-	2,000.00
22020701	Financial Consulting	50,000.00	70,000.00	176,000.00	176,000.00	-	106,000.00
22020702	Information Technology Consulting	49,750.00	255,000.00	264,000.00	264,000.00	-	9,000.00
22020703	Legal Services	-	-	615,000.00	615,000.00	-	615,000.00
22020704	Engineering Services	48,500.00	-	88,000.00	88,000.00	-	88,000.00
22020706	Surveying Services	-	-	88,000.00	88,000.00	-	88,000.00
22020801	Motor Vehicle Fuel Cost	162,000.00	615,000.00	618,600.00	439,000.00	-	3,600.00
22020802	Other Transport Equipment Fuel Cost	205,000.00	176,000.00	176,000.00	176,000.00	-	-
22020803	Plant/Generator Fuel Cost	622,000.00	355,400.00	878,000.00	878,000.00	-	522,600.00
22020806	Cooking Gas/Fuel Cost	-	420,800.00	439,000.00	439,000.00	-	18,200.00
22020901	Bank Charges (Other Than Interest)	841.66	10,882.79	176,000.00	176,000.00	-	165,117.21
22020902	Insurance Premium	-	-	88,000.00	88,000.00	-	88,000.00
22021001	Refreshment & Meals	-	350,750.00	439,000.00	439,000.00	-	88,250.00
22021002	Honorarium & Sitting Allowance	-	167,800.00	176,000.00	176,000.00	-	8,200.00
22021003	Publicity & Advertisements	-	-	176,000.00	176,000.00	-	176,000.00
22021004	Medical Expenses-Local	134,000.00	522,000.00	523,700.00	439,000.00	-	1,700.00
22021006	Postages & Courier Services	200,000.00	-	264,000.00	264,000.00	-	264,000.00
22021007	Welfare Packages	280,000.00	607,800.00	702,000.00	702,000.00	-	94,200.00
22021008	Subscription to Professional Bodies	105,000.00	180,000.00	878,000.00	878,000.00	-	698,000.00
22021025	Other Miscellaneous Expenses	14,621,816.22	1,806,750.00	1,825,400.00	878,000.00	-	18,650.00
<b>OTHER RECURRENT COSTS Total</b>		<b>18,950,457.88</b>	<b>16,194,309.21</b>	<b>20,584,700.00</b>	<b>17,379,000.00</b>	<b>-</b>	<b>4,390,390.79</b>
<b>011101600200 - World Bank Development Partner Projects(WBDPP) Total</b>		<b>18,950,457.88</b>	<b>16,194,309.21</b>	<b>20,584,700.00</b>	<b>17,379,000.00</b>	<b>-</b>	<b>4,390,390.79</b>
<b>011101700200 - Cabinet Affairs Office</b>							
<b>PERSONNEL COST</b>							
21010101	Basic-Salary	-	-	998,000.00	998,000.00	-	998,000.00
21020102	Housing/Rent Allowance	-	-	683,000.00	683,000.00	-	683,000.00
21020103	Transport Allowance	-	-	52,000.00	52,000.00	-	52,000.00
21020104	Meal Subsidy	-	-	15,000.00	15,000.00	-	15,000.00
21020105	Utility Allowance	-	-	84,000.00	84,000.00	-	84,000.00
21020107	Leave Allowance	-	-	94,000.00	94,000.00	-	94,000.00
21020145	Other Allowances and Benefits	-	-	1,101,000.00	1,101,000.00	-	1,101,000.00
<b>PERSONNEL COST Total</b>		<b>-</b>	<b>-</b>	<b>3,027,000.00</b>	<b>3,027,000.00</b>	<b>-</b>	<b>3,027,000.00</b>
<b>OTHER RECURRENT COSTS</b>							
22020101	Local Travel & Transport: Training	-	-	2,633,000.00	2,633,000.00	-	2,633,000.00
22020102	Local Travel & Transport: Others	-	210,000.00	2,633,000.00	2,633,000.00	-	2,423,000.00

Report of the Auditor General on the Accounts of Adamawa State Government for the year ended 31st December 2023

SCHEDULE OF RECURRENT EXPENDITURE CONTD.

Economic Code	Economic Description	Actual	Actual	Final Budget	Original Budget	Supplementary Budget	Variance
		2022	2023	2023	2023	2023	2023
		₦	₦	₦	₦	₦	₦
22020105	Hotel Accommodation - Local	-	-	2,633,000.00	2,633,000.00	-	2,633,000.00
22020301	Office Stationeries/Computer Consumables	2,984,000.00	2,075,000.00	5,265,000.00	5,265,000.00	-	3,190,000.00
22020302	Books	-	-	176,000.00	176,000.00	-	176,000.00
22020305	Printing of Non Security Documents	-	-	615,000.00	615,000.00	-	615,000.00
22020306	Printing of Security Documents	-	-	439,000.00	439,000.00	-	439,000.00
22020312	Other Materials and Supplies	475,000.00	265,000.00	878,000.00	878,000.00	-	613,000.00
22020401	Maintenance of Motor Vehicle/Transport Equipment	482,000.00	648,650.00	878,000.00	878,000.00	-	229,350.00
22020402	Maintenance of Office Furniture	132,500.00	15,000.00	2,194,000.00	2,194,000.00	-	2,179,000.00
22020404	Maintenance of Office/IT Equipments	480,400.00	122,000.00	1,755,000.00	1,755,000.00	-	1,633,000.00
22020405	Maintenance of Plants/Generators	-	-	439,000.00	439,000.00	-	439,000.00
22020406	Other Maintenance Services	-	-	4,827,000.00	4,827,000.00	-	4,827,000.00
22020501	Local Training	-	-	1,755,000.00	1,755,000.00	-	1,755,000.00
22020605	Cleaning & Fumigation Services	-	115,000.00	1,317,000.00	1,317,000.00	-	1,202,000.00
22020801	Motor Vehicle Fuel Cost	3,650,000.00	2,421,500.00	2,633,000.00	2,633,000.00	-	211,500.00
22020901	Bank Charges (Other Than Interest)	30,953.67	22,234.66	264,000.00	264,000.00	-	241,765.34
22021001	Refreshment & Meals	5,202,623.14	4,871,263.65	5,265,000.00	5,265,000.00	-	393,736.35
22021004	Medical Expenses-Local	-	-	439,000.00	439,000.00	-	439,000.00
22021006	Postages & Courier Services	-	-	88,000.00	88,000.00	-	88,000.00
22021007	Welfare Packages	-	6,320,500.00	13,163,000.00	13,163,000.00	-	6,842,500.00
22021023	Development Plan Preparation Expenses	-	-	1,755,000.00	1,755,000.00	-	1,755,000.00
22021025	Other Miscellaneous Expenses	2,163,842.67	4,632,053.53	4,637,000.00	4,388,000.00	-	4,946.47
<b>OTHER RECURRENT COSTS Total</b>		<b>15,601,319.48</b>	<b>21,718,201.84</b>	<b>56,681,000.00</b>	<b>56,432,000.00</b>	<b>-</b>	<b>34,962,798.16</b>
<b>011101700200 - Cabinet Affairs Office Total</b>		<b>15,601,319.48</b>	<b>21,718,201.84</b>	<b>59,708,000.00</b>	<b>59,459,000.00</b>	<b>-</b>	<b>37,989,798.16</b>
<b>011101800100 - Internal Affairs and Special Services</b>							
<b>PERSONNEL COST</b>							
21010101	Basic-Salary	30,603,383.86	23,167,985.12	38,451,000.00	38,451,000.00	-	15,283,014.88
21020102	Housing/Rent Allowance	4,735,019.83	5,300,847.18	5,346,000.00	3,044,000.00	-	45,152.82
21020103	Transport Allowance	3,260,908.47	2,162,532.23	2,164,100.00	2,087,000.00	-	1,567.77
21020104	Meal Subsidy	448,835.55	453,567.90	454,000.00	435,000.00	-	432.10
21020105	Utility Allowance	1,413,252.92	1,120,517.79	1,564,000.00	1,564,000.00	-	443,482.21
21020107	Leave Allowance	2,506,188.12	2,139,359.32	2,973,000.00	2,973,000.00	-	833,640.68
21020110	Call Duty Allowance	2,739,704.73	2,179,367.78	3,364,000.00	3,364,000.00	-	1,184,632.22
21020111	Clinical Allowance	263,800.65	-	1,135,000.00	1,135,000.00	-	1,135,000.00
21020112	Harzard Allowance	444,338.61	473,651.61	483,200.00	-	-	9,548.39
21020121	Wiegging Allowance	98,429.03	168,735.48	169,400.00	138,000.00	-	664.52
21020135	Furniture Allowance	4,895,732.79	3,408,646.94	5,514,000.00	5,514,000.00	-	2,105,353.06
21020145	Other Allowances and Benefits	2,198,320.85	3,300,000.00	6,156,000.00	6,156,000.00	-	2,856,000.00
<b>PERSONNEL COST Total</b>		<b>53,607,915.41</b>	<b>43,875,211.35</b>	<b>67,773,700.00</b>	<b>64,861,000.00</b>	<b>-</b>	<b>23,898,488.65</b>
<b>OTHER RECURRENT COSTS</b>							
22020101	Local Travel & Transport: Training	-	-	1,755,000.00	1,755,000.00	-	1,755,000.00
22020102	Local Travel & Transport: Others	-	150,000.00	1,053,000.00	1,053,000.00	-	903,000.00
22020103	International Travel & Transport: Training	-	-	878,000.00	878,000.00	-	878,000.00
22020202	Telephone Charges	-	-	176,000.00	176,000.00	-	176,000.00

Report of the Auditor General on the Accounts of Adamawa State Government for the year ended 31st December 2023

SCHEDULE OF RECURRENT EXPENDITURE CONTD.

Economic Code	Economic Description	Actual	Actual	Final Budget	Original Budget	Supplementary	Variance
		2022	2023	2023	2023	Budget	2023
		₦	₦	₦	₦	₦	₦
22020209	Other Utility Charges	-	-	220,000.00	220,000.00	-	220,000.00
22020301	Office Stationeries/Computer Consumables	548,250.00	494,800.00	878,000.00	878,000.00	-	383,200.00
22020305	Printing of Non Security Documents	-	-	176,000.00	176,000.00	-	176,000.00
22020306	Printing of Security Documents	-	-	439,000.00	439,000.00	-	439,000.00
22020401	Maintenance of Motor Vehicle/Transport Equipment	447,750.00	5,503,400.00	5,569,600.00	2,194,000.00	-	66,200.00
22020402	Maintenance of Office Furniture	2,225,000.00	718,800.00	878,000.00	878,000.00	-	159,200.00
22020404	Maintenance of Office/IT Equipments	466,245,825.50	1,868,900.00	164,650,000.00	564,650,000.00	-	162,781,100.00
22020501	Local Training	-	200,000.00	1,317,000.00	1,317,000.00	-	1,117,000.00
22020601	Security Services	744,650,733.00	7,071,158.00	421,581,000.00	1,441,581,000.00	-	414,509,842.00
22020604	Security Vote (Including Operations)	6,269,598,697.14	8,454,292,375.00	8,777,521,797.00	10,277,521,797.00	-	323,229,422.00
22020801	Motor Vehicle Fuel Cost	-	102,830.00	878,000.00	878,000.00	-	775,170.00
22020802	Other Transport Equipment Fuel Cost	-	-	176,000.00	176,000.00	-	176,000.00
22020901	Bank Charges (Other Than Interest)	37,459,947.23	379,657,381.57	386,535,900.00	35,734,000.00	-	6,878,518.43
22021001	Refreshment & Meals	-	-	264,000.00	264,000.00	-	264,000.00
22021002	Honorarium & Sitting Allowance	-	-	264,000.00	264,000.00	-	264,000.00
22021003	Publicity & Advertisements	-	-	439,000.00	439,000.00	-	439,000.00
22021004	Medical Expenses-Local	-	-	176,000.00	176,000.00	-	176,000.00
22021007	Welfare Packages	-	-	264,000.00	264,000.00	-	264,000.00
22021023	Development Plan Preparation Expenses	-	-	439,000.00	439,000.00	-	439,000.00
22021025	Other Miscellaneous Expenses	21,931,519.00	6,434,394.00	10,834,000.00	10,834,000.00	-	4,399,606.00
<b>OTHER RECURRENT COSTS Total</b>		<b>7,543,107,721.87</b>	<b>8,856,494,038.57</b>	<b>9,777,362,297.00</b>	<b>12,343,184,797.00</b>	<b>-</b>	<b>920,868,258.43</b>
<b>011101800100 - Internal Affairs and Special Services Total</b>		<b>7,596,715,637.28</b>	<b>8,900,369,249.92</b>	<b>9,845,135,997.00</b>	<b>12,408,045,797.00</b>	<b>-</b>	<b>944,766,747.08</b>
<b>011110100100 - Community and Social Development Agency</b>							
<b>PERSONNEL COST</b>							
21010101	Basic-Salary	-	-	2,633,000.00	2,633,000.00	-	2,633,000.00
21010103	Consolidated Revenue Fund Charge - Salaries	1,640,000.00	650,000.00	663,000.00	-	-	13,000.00
<b>PERSONNEL COST Total</b>		<b>1,640,000.00</b>	<b>650,000.00</b>	<b>3,296,000.00</b>	<b>2,633,000.00</b>	<b>-</b>	<b>2,646,000.00</b>
<b>OTHER RECURRENT COSTS</b>							
22020101	Local Travel & Transport: Training	-	-	439,000.00	439,000.00	-	439,000.00
22020102	Local Travel & Transport: Others	235,000.00	617,250.00	1,536,000.00	1,536,000.00	-	918,750.00
22020103	International Travel & Transport: Training	-	14,000.00	439,000.00	439,000.00	-	425,000.00
22020105	Hotel Accommodation - Local	-	260,000.00	439,000.00	439,000.00	-	179,000.00
22020108	Hotel Accommodation - International Training	9,123,500.00	-	-	-	-	-
22020201	Electricity Charges	406,604.46	-	220,000.00	220,000.00	-	220,000.00
22020202	Telephone Charges	130,000.00	-	-	-	-	-
22020209	Other Utility Charges	809,200.00	49,650.00	439,000.00	439,000.00	-	389,350.00
22020301	Office Stationeries/Computer Consumables	382,845.00	303,200.00	439,000.00	439,000.00	-	135,800.00
22020305	Printing of Non Security Documents	156,000.00	20,000.00	439,000.00	439,000.00	-	419,000.00
22020306	Printing of Security Documents	354,000.00	8,800.00	439,000.00	439,000.00	-	430,200.00
22020308	Field & Camping Materials Supplies	-	-	1,484,000.00	1,484,000.00	-	1,484,000.00
22020312	Other Materials and Supplies	1,382,000.00	-	878,000.00	878,000.00	-	878,000.00
22020401	Maintenance of Motor Vehicle/Transport Equipment	7,605,030.00	499,650.00	878,000.00	878,000.00	-	378,350.00
22020402	Maintenance of Office Furniture	66,852.00	-	878,000.00	878,000.00	-	878,000.00

Report of the Auditor General on the Accounts of Adamawa State Government for the year ended 31st December 2023

SCHEDULE OF RECURRENT EXPENDITURE CONTD.

Economic Code	Economic Description	Actual	Actual	Final Budget	Original Budget	Supplementary	Variance
		2022	2023	2023	2023	Budget	2023
		₦	₦	₦	₦	₦	₦
22020403	Maintenance of Office Building/Residential Qtrs	-	-	878,000.00	878,000.00	-	878,000.00
22020404	Maintenance of Office/IT Equipments	384,850.00	-	878,000.00	878,000.00	-	878,000.00
22020405	Maintenance of Plants/Generators	-	280,800.00	878,000.00	878,000.00	-	597,200.00
22020406	Other Maintenance Services	-	114,500.00	878,000.00	878,000.00	-	763,500.00
22020501	Local Training	1,429,150.00	-	878,000.00	878,000.00	-	878,000.00
22020503	Other Trainings	63,000.00	2,280,000.00	5,117,000.00	5,117,000.00	-	2,837,000.00
22020504	Seminars/Workshop and Conferences	3,165,000.00	821,150.00	2,173,000.00	2,173,000.00	-	1,351,850.00
22020601	Security Services	1,530,000.00	-	2,173,000.00	2,173,000.00	-	2,173,000.00
22020605	Cleaning & Fumigation Services	95,700.00	10,000.00	1,803,000.00	1,803,000.00	-	1,793,000.00
22020701	Financial Consulting	-	-	2,695,000.00	2,695,000.00	-	2,695,000.00
22020702	Information Technology Consulting	390,000.00	-	2,394,000.00	2,394,000.00	-	2,394,000.00
22020703	Legal Services	40,000.00	-	2,094,000.00	2,094,000.00	-	2,094,000.00
22020709	Other Consulting Services	270,000.00	-	891,000.00	891,000.00	-	891,000.00
22020801	Motor Vehicle Fuel Cost	906,060.00	268,725.00	891,000.00	891,000.00	-	622,275.00
22020802	Other Transport Equipment Fuel Cost	-	-	2,212,000.00	2,212,000.00	-	2,212,000.00
22020803	Plant/Generator Fuel Cost	1,081,940.00	304,000.00	2,212,000.00	2,212,000.00	-	1,908,000.00
22020901	Bank Charges (Other Than Interest)	22,836.40	8,646.68	655,000.00	655,000.00	-	646,353.32
22020902	Insurance Premium	-	-	439,000.00	439,000.00	-	439,000.00
22021001	Refreshment & Meals	1,286,000.00	68,500.00	994,000.00	994,000.00	-	925,500.00
22021002	Honorarium & Sitting Allowance	4,250,000.00	378,800.00	994,000.00	994,000.00	-	615,200.00
22021003	Publicity & Advertisements	952,000.00	52,000.00	994,000.00	994,000.00	-	942,000.00
22021006	Postages & Courier Services	-	-	152,000.00	152,000.00	-	152,000.00
22021007	Welfare Packages	30,000.00	-	1,995,000.00	1,995,000.00	-	1,995,000.00
22021008	Subscription to Professional Bodies	-	-	1,598,000.00	1,598,000.00	-	1,598,000.00
22021023	Development Plan Preparation Expenses	-	121,500.00	519,000.00	519,000.00	-	397,500.00
22021025	Other Miscellaneous Expenses	42,000.00	1,085,209.93	1,141,000.00	1,141,000.00	-	55,790.07
22021026	Monitoring and Evaluation Recurrent	-	398,000.00	439,000.00	439,000.00	-	41,000.00
<b>OTHER RECURRENT COSTS Total</b>		<b>36,589,567.86</b>	<b>7,964,381.61</b>	<b>47,912,000.00</b>	<b>47,912,000.00</b>	<b>-</b>	<b>39,947,618.39</b>
<b>011110100100 - Community and Social Development Agency Total</b>		<b>38,229,567.86</b>	<b>8,614,381.61</b>	<b>51,208,000.00</b>	<b>50,545,000.00</b>	<b>-</b>	<b>42,593,618.39</b>
<b>011118400100 - Gongola Basin Energy Development Company</b>							
<b>PERSONNEL COST</b>							
21010101	Basic-Salary	2,511,235.16	2,547,922.08	3,020,000.00	3,020,000.00	-	472,077.92
21020102	Housing/Rent Allowance	428,829.35	582,964.44	589,400.00	262,000.00	-	6,435.56
21020103	Transport Allowance	304,428.98	299,570.88	315,000.00	315,000.00	-	15,429.12
21020104	Meal Subsidy	54,315.20	65,178.24	65,600.00	47,000.00	-	421.76
21020105	Utility Allowance	142,239.84	142,239.84	154,000.00	154,000.00	-	11,760.16
21020107	Leave Allowance	155,176.00	232,764.00	233,700.00	189,000.00	-	936.00
21020111	Clinical Allowance	10,863.04	-	45,000.00	45,000.00	-	45,000.00
21020125	Student Nurses Allowance	-	-	9,000.00	9,000.00	-	9,000.00
21020135	Furniture Allowance	97,711.20	130,281.60	141,000.00	141,000.00	-	10,718.40
21020145	Other Allowances and Benefits	231,644.41	400,000.00	433,000.00	433,000.00	-	33,000.00
<b>PERSONNEL COST Total</b>		<b>3,936,443.18</b>	<b>4,400,921.08</b>	<b>5,005,700.00</b>	<b>4,615,000.00</b>	<b>-</b>	<b>604,778.92</b>
<b>OTHER RECURRENT COSTS</b>							

Report of the Auditor General on the Accounts of Adamawa State Government for the year ended 31st December 2023

SCHEDULE OF RECURRENT EXPENDITURE CONTD.

Economic Code	Economic Description	Actual	Actual	Final Budget	Original Budget	Supplementary Budget	Variance
		2022	2023	2023	2023	2023	2023
		₦	₦	₦	₦	₦	₦
22020102	Local Travel & Transport: Others	426,000.00	390,000.00	390,800.00	351,000.00	-	800.00
22020105	Hotel Accommodation - Local	90,000.00	105,000.00	176,000.00	176,000.00	-	71,000.00
22020201	Electricity Charges	95,000.00	-	-	-	-	-
22020204	Satellite Broadcasting Access Charges	25,000.00	-	-	-	-	-
22020209	Other Utility Charges	15,000.00	55,000.00	88,000.00	88,000.00	-	33,000.00
22020301	Office Stationeries/Computer Consumables	100,000.00	45,000.00	45,100.00	44,000.00	-	100.00
22020302	Books	20,000.00	-	14,000.00	14,000.00	-	14,000.00
22020305	Printing of Non Security Documents	115,000.00	160,000.00	161,100.00	106,000.00	-	1,100.00
22020312	Other Materials and Supplies	-	50,000.00	88,000.00	88,000.00	-	38,000.00
22020401	Maintenance of Motor Vehicle/Transport Equipment	20,000.00	90,000.00	132,000.00	132,000.00	-	42,000.00
22020404	Maintenance of Office/IT Equipments	59,000.00	50,000.00	93,000.00	93,000.00	-	43,000.00
22020501	Local Training	30,000.00	-	18,000.00	18,000.00	-	18,000.00
22020701	Financial Consulting	5,000.00	-	18,000.00	18,000.00	-	18,000.00
22020801	Motor Vehicle Fuel Cost	85,000.00	25,000.00	44,000.00	44,000.00	-	19,000.00
22020803	Plant/Generator Fuel Cost	90,000.00	-	9,000.00	9,000.00	-	9,000.00
22020901	Bank Charges (Other Than Interest)	9,060.80	4,536.01	9,000.00	9,000.00	-	4,463.99
22021003	Publicity & Advertisements	165,000.00	-	-	-	-	-
22021004	Medical Expenses-Local	210,000.00	100,000.00	115,000.00	115,000.00	-	15,000.00
22021007	Welfare Packages	-	440,000.00	441,800.00	351,000.00	-	1,800.00
22021025	Other Miscellaneous Expenses	490,000.00	545,000.00	546,800.00	457,000.00	-	1,800.00
22021027	Daily Rated Allowance	212,000.00	-	-	-	-	-
<b>OTHER RECURRENT COSTS Total</b>		<b>2,261,060.80</b>	<b>2,059,536.01</b>	<b>2,389,600.00</b>	<b>2,113,000.00</b>	<b>-</b>	<b>330,063.99</b>
<b>011118400100 - Gongola Basin Energy Development Company Total</b>		<b>6,197,503.98</b>	<b>6,460,457.09</b>	<b>7,395,300.00</b>	<b>6,728,000.00</b>	<b>-</b>	<b>934,842.91</b>
<b>011118500100 - Department of Chieftaincy Affairs</b>							
<b>OTHER RECURRENT COSTS</b>							
22020102	Local Travel & Transport: Others	25,275,000.00	11,376,500.00	11,597,200.00	343,000.00	-	220,700.00
22020104	International Travel & Transport: Others	127,000.00	-	55,000.00	55,000.00	-	55,000.00
22020401	Maintenance of Motor Vehicle/Transport Equipment	370,000.00	547,184.00	650,000.00	650,000.00	-	102,816.00
22020801	Motor Vehicle Fuel Cost	27,200.00	127,000.00	128,500.00	55,000.00	-	1,500.00
22020901	Bank Charges (Other Than Interest)	32,319.40	50,141.61	51,100.00	5,000.00	-	958.39
22021007	Welfare Packages	-	15,496,177.16	15,795,300.00	542,000.00	-	299,122.84
22021025	Other Miscellaneous Expenses	1,187,200.00	2,038,773.00	2,060,900.00	936,000.00	-	22,127.00
<b>OTHER RECURRENT COSTS Total</b>		<b>27,018,719.40</b>	<b>29,635,775.77</b>	<b>30,338,000.00</b>	<b>2,586,000.00</b>	<b>-</b>	<b>702,224.23</b>
<b>011118500100 - Department of Chieftaincy Affairs Total</b>		<b>27,018,719.40</b>	<b>29,635,775.77</b>	<b>30,338,000.00</b>	<b>2,586,000.00</b>	<b>-</b>	<b>702,224.23</b>
<b>011200300100 - Adamawa State House of Assembly (Legislature)</b>							
<b>PERSONNEL COST</b>							
21010101	Basic-Salary	80,712,199.39	84,289,657.60	97,355,000.00	97,355,000.00	-	13,065,342.40
21010103	Consolidated Revenue Fund Charge - Salaries	154,585,548.53	156,438,804.66	159,566,000.00	363,566,000.00	-	3,127,195.34
21020101	Non Regular Allowances	142,381.23	-	-	-	-	-
21020102	Housing/Rent Allowance	46,572,195.72	72,255,056.33	73,137,500.00	28,134,000.00	-	882,443.67
21020103	Transport Allowance	15,792,163.89	21,690,726.44	21,952,800.00	8,589,000.00	-	262,073.56
21020104	Meal Subsidy	1,959,616.47	826,520.84	1,344,000.00	1,344,000.00	-	517,479.16

Report of the Auditor General on the Accounts of Adamawa State Government for the year ended 31st December 2023

SCHEDULE OF RECURRENT EXPENDITURE CONTD.

Economic Code	Economic Description	Actual	Actual	Final Budget	Original Budget	Supplementary Budget	Variance
		2022	2023	2023	2023	2023	2023
		₦	₦	₦	₦	₦	₦
21020105	Utility Allowance	7,404,731.36	7,604,602.69	8,779,000.00	8,779,000.00	-	1,174,397.31
21020106	Entertainment Allowance	6,483,932.80	6,778,081.85	6,955,000.00	6,955,000.00	-	176,918.15
21020107	Leave Allowance	197,918.90	124,788.00	5,849,000.00	5,849,000.00	-	5,724,212.00
21020108	Domestic Staff Allowance	43,202,397.60	45,779,176.17	46,121,000.00	46,121,000.00	-	341,823.83
21020109	Shift Allowance	409,646.00	571,116.00	572,900.00	485,000.00	-	1,784.00
21020110	Call Duty Allowance	-	-	126,000.00	126,000.00	-	126,000.00
21020111	Clinical Allowance	7,011,856.79	-	23,190,000.00	23,190,000.00	-	23,190,000.00
21020112	Harzard Allowance	5,957,208.24	15,600,239.04	15,912,300.00	-	-	312,060.96
21020117	Outfit Allowance	9,520,374.42	14,657,137.36	14,834,300.00	5,801,000.00	-	177,162.64
21020118	Siwes Allowance	142,779.00	-	385,000.00	385,000.00	-	385,000.00
21020120	Journal Allowance	46,795.14	187,180.56	191,000.00	-	-	3,819.44
21020122	Hardship Allowance	1,256,961.46	-	-	-	-	-
21020123	Responsibility Allowance	509,160.77	-	460,000.00	460,000.00	-	460,000.00
21020124	Medical Students Allowance	4,385,666.84	-	-	-	-	-
21020125	Student Nurses Allowance	-	-	2,771,000.00	2,771,000.00	-	2,771,000.00
21020126	Torchlight Allowance	181,127.74	152,646.72	153,700.00	104,000.00	-	1,053.28
21020128	Personal Assistance Allowance	4,758,865.83	-	9,538,000.00	9,538,000.00	-	9,538,000.00
21020129	Newspapers Allowance	31,196.76	-	1,382,000.00	1,382,000.00	-	1,382,000.00
21020130	Special Allowance	-	10,845,361.71	11,062,300.00	-	-	216,938.29
21020135	Furniture Allowance	21,151,837.28	21,690,726.44	32,662,000.00	32,662,000.00	-	10,971,273.56
21020137	Driver's Allowance	155,983.76	935,902.56	954,700.00	-	-	18,797.44
21020138	Admin Allowance	181,981.03	311,967.48	313,200.00	253,000.00	-	1,232.52
21020143	Motor Vehicle/ Maintenance Allowance	3,672,338.94	-	7,045,000.00	7,045,000.00	-	7,045,000.00
21020145	Other Allowances and Benefits	33,954,489.64	8,420,000.00	51,013,000.00	153,013,000.00	-	42,593,000.00
21030101	Gratuity	-	-	93,015,000.00	93,015,000.00	-	93,015,000.00
<b>PERSONNEL COST Total</b>		<b>450,381,355.53</b>	<b>469,159,692.45</b>	<b>686,640,700.00</b>	<b>896,922,000.00</b>	<b>-</b>	<b>217,481,007.55</b>
<b>OTHER RECURRENT COSTS</b>							
22020101	Local Travel & Transport: Training	1,170,000.00	50,252,199.00	50,728,000.00	26,466,000.00	-	475,801.00
22020102	Local Travel & Transport: Others	133,746,795.19	37,899,400.00	38,041,500.00	30,797,000.00	-	142,100.00
22020103	International Travel & Transport: Training	176,844,020.19	56,032,200.00	95,667,000.00	95,667,000.00	-	39,634,800.00
22020104	International Travel & Transport: Others	12,268,645.00	-	18,917,000.00	18,917,000.00	-	18,917,000.00
22020105	Hotel Accommodation - Local	-	13,719,490.00	13,849,000.00	13,849,000.00	-	129,510.00
22020106	Hotel Accommodation - International	24,150,000.00	-	90,401,000.00	90,401,000.00	-	90,401,000.00
22020201	Electricity Charges	85,000.00	-	10,530,000.00	10,530,000.00	-	10,530,000.00
22020203	Internet Access Charges	900,000.00	3,200,000.00	3,200,900.00	3,159,000.00	-	900.00
22020204	Satellite Broadcasting Access Charges	1,104,000.00	3,191,000.00	3,510,000.00	3,510,000.00	-	319,000.00
22020206	Sewerage Charges	-	-	193,000.00	193,000.00	-	193,000.00
22020208	Software Charges/ License Renewal	-	250,000.00	755,000.00	755,000.00	-	505,000.00
22020209	Other Utility Charges	-	-	380,000.00	380,000.00	-	380,000.00
22020301	Office Stationeries/Computer Consumables	28,283,350.00	49,313,950.00	49,528,600.00	38,586,000.00	-	214,650.00
22020302	Books	70,000.00	-	2,640,000.00	2,640,000.00	-	2,640,000.00
22020303	Newspapers	-	-	571,000.00	571,000.00	-	571,000.00
22020304	Magazines & Periodicals	-	-	308,000.00	308,000.00	-	308,000.00
22020305	Printing of Non Security Documents	2,225,000.00	6,833,100.00	9,588,000.00	9,588,000.00	-	2,754,900.00
22020306	Printing of Security Documents	120,000.00	320,000.00	4,388,000.00	4,388,000.00	-	4,068,000.00

Report of the Auditor General on the Accounts of Adamawa State Government for the year ended 31st December 2023

SCHEDULE OF RECURRENT EXPENDITURE CONTD.

Economic Code	Economic Description	Actual	Actual	Final Budget	Original Budget	Supplementary Budget	Variance
		2022	2023	2023	2023	2023	2023
		₦	₦	₦	₦	₦	₦
22020307	Drugs/Laboratory/Medical Supplies	510,000.00	770,000.00	982,000.00	982,000.00	-	212,000.00
22020309	UniForms & Other Clothing	-	-	380,000.00	380,000.00	-	380,000.00
22020310	Teaching Aids/Instruction Materials	-	-	190,000.00	190,000.00	-	190,000.00
22020311	Food Stuff/Catering Materials Supplies	9,013,000.00	22,483,200.00	22,511,700.00	21,060,000.00	-	28,500.00
22020312	Other Materials and Supplies	-	110,000.00	6,046,000.00	6,046,000.00	-	5,936,000.00
22020401	Maintenance of Motor Vehicle/Transport Equipment	11,450,500.00	24,739,992.76	24,835,100.00	19,989,000.00	-	95,107.24
22020402	Maintenance of Office Furniture	10,800.00	-	3,131,000.00	3,131,000.00	-	3,131,000.00
22020404	Maintenance of Office/IT Equipments	-	12,332,100.00	12,561,100.00	885,000.00	-	229,000.00
22020405	Maintenance of Plants/Generators	30,000.00	588,700.00	2,490,000.00	2,490,000.00	-	1,901,300.00
22020406	Other Maintenance Services	2,181,115.00	2,665,250.00	3,989,000.00	3,989,000.00	-	1,323,750.00
22020407	Maintenance of Aircrafts	83,700.00	-	-	-	-	-
22020410	Maintenance of Street Lightings	-	-	878,000.00	878,000.00	-	878,000.00
22020411	Maintenance of Communication Equipments	-	80,500.00	1,139,000.00	1,139,000.00	-	1,058,500.00
22020501	Local Training	24,375,000.00	3,450,000.00	21,386,000.00	21,386,000.00	-	17,936,000.00
22020502	International Training	-	-	35,100,000.00	35,100,000.00	-	35,100,000.00
22020503	Other Trainings	5,330,000.00	160,000.00	4,786,000.00	4,786,000.00	-	4,626,000.00
22020504	Seminars/Workshop and Conferences	-	-	70,200,000.00	70,200,000.00	-	70,200,000.00
22020601	Security Services	18,485,000.00	45,806,743.88	46,044,000.00	33,946,000.00	-	237,256.12
22020604	Security Vote (Including Operations)	58,567,000.00	147,573,800.00	147,892,800.00	131,625,000.00	-	319,000.00
22020605	Cleaning & Fumigation Services	2,170,000.00	1,138,500.00	3,212,000.00	3,212,000.00	-	2,073,500.00
22020701	Financial Consulting	-	-	13,163,000.00	13,163,000.00	-	13,163,000.00
22020702	InFormation Technology Consulting	-	-	493,000.00	493,000.00	-	493,000.00
22020703	Legal Services	-	1,000,000.00	26,325,000.00	26,325,000.00	-	25,325,000.00
22020709	Other Consulting Services	-	4,500,000.00	4,502,300.00	4,388,000.00	-	2,300.00
22020801	Motor Vehicle Fuel Cost	15,272,492.76	19,433,739.14	19,698,000.00	6,223,000.00	-	264,260.86
22020802	Other Transport Equipment Fuel Cost	600,000.00	-	-	-	-	-
22020803	Plant/Generator Fuel Cost	4,912,300.00	23,808,000.00	24,004,000.00	14,012,000.00	-	196,000.00
22020806	Cooking Gas/Fuel Cost	-	-	69,000.00	69,000.00	-	69,000.00
22020901	Bank Charges (Other Than Interest)	4,337,234.21	7,010,514.17	7,542,000.00	7,542,000.00	-	531,485.83
22021001	Refreshment & Meals	3,112,000.00	72,493,065.00	73,818,500.00	6,223,000.00	-	1,325,435.00
22021002	Honorarium & Sitting Allowance	1,440,774,783.33	1,233,258,677.25	1,446,443,000.00	1,446,443,000.00	-	213,184,322.75
22021003	Publicity & Advertisements	5,688,700.00	7,763,438.00	8,675,000.00	8,675,000.00	-	911,562.00
22021004	Medical Expenses-Local	3,100,000.00	26,960,000.00	27,236,000.00	13,163,000.00	-	276,000.00
22021006	Postages & Courier Services	-	51,961.25	96,000.00	96,000.00	-	44,038.75
22021007	Welfare Packages	52,800,000.00	52,811,600.00	53,154,300.00	35,680,000.00	-	342,700.00
22021008	Subscription to Professional Bodies	2,000,000.00	3,934,200.00	7,184,000.00	7,184,000.00	-	3,249,800.00
22021009	Sporting Activities	-	-	906,000.00	906,000.00	-	906,000.00
22021019	Medical Expenses-International	8,000,000.00	6,200,000.00	8,775,000.00	8,775,000.00	-	2,575,000.00
22021021	Special Days/Celebrations	-	-	379,000.00	379,000.00	-	379,000.00
22021022	Youth Corpers Allowance	3,017,000.00	1,325,400.00	3,623,000.00	3,623,000.00	-	2,297,600.00
22021023	Development Plan Preparation Expenses	270,000.00	-	45,384,000.00	45,384,000.00	-	45,384,000.00
22021025	Other Miscellaneous Expenses	243,156,444.19	505,113,049.29	2,168,833,000.00	3,188,833,000.00	-	1,663,719,950.71
22021026	Monitoring and Evaluation Recurrent	-	-	1,886,000.00	1,886,000.00	-	1,886,000.00
22021027	Daily Rated Allowance	5,269,000.00	6,618,500.00	10,409,000.00	10,409,000.00	-	3,790,500.00
<b>OTHER RECURRENT COSTS Total</b>		<b>2,305,482,879.87</b>	<b>2,455,192,269.74</b>	<b>4,753,547,800.00</b>	<b>5,561,993,000.00</b>	<b>-</b>	<b>2,298,355,530.26</b>



Report of the Auditor General on the Accounts of Adamawa State Government for the year ended 31st December 2023

SCHEDULE OF RECURRENT EXPENDITURE CONTD.

Economic Code	Economic Description	Actual 2022 ₦	Actual 2023 ₦	Final Budget 2023 ₦	Original Budget 2023 ₦	Supplementary Budget 2023 ₦	Variance 2023 ₦
<b>011200300100 - Adamawa State House of Assembly (Legislature) Total</b>		<b>2,755,864,235.40</b>	<b>2,924,351,962.19</b>	<b>5,440,188,500.00</b>	<b>6,458,915,000.00</b>	<b>-</b>	<b>2,515,836,537.81</b>
<b>011200400100 - House of Assembly Service Commission</b>							
<b>PERSONNEL COST</b>							
21010101	Basic-Salary	24,369,070.28	49,256,530.95	49,654,000.00	29,387,000.00	-	397,469.05
21010103	Consolidated Revenue Fund Charge - Salaries	26,061,796.69	22,658,243.75	22,891,200.00	11,013,000.00	-	232,956.25
21020102	Housing/Rent Allowance	16,635,800.13	46,134,695.95	46,879,300.00	8,905,000.00	-	744,604.05
21020103	Transport Allowance	5,854,026.35	14,776,959.32	15,008,100.00	3,221,000.00	-	231,140.68
21020104	Meal Subsidy	1,030,086.72	2,013,821.76	2,037,400.00	836,000.00	-	23,578.24
21020105	Utility Allowance	2,436,907.14	4,925,654.74	4,968,900.00	2,767,000.00	-	43,245.26
21020106	Entertainment Allowance	1,189,079.06	2,911,832.98	2,945,300.00	1,239,000.00	-	33,467.02
21020107	Leave Allowance	-	-	834,000.00	834,000.00	-	834,000.00
21020108	Domestic Staff Allowance	6,068,302.30	5,770,953.35	6,647,000.00	6,647,000.00	-	876,046.65
21020111	Clinical Allowance	2,096,506.68	-	9,767,000.00	9,767,000.00	-	9,767,000.00
21020112	Harzard Allowance	4,948,820.75	14,252,744.24	14,537,800.00	-	-	285,055.76
21020117	Outfit Allowance	3,948,163.99	10,475,676.12	10,643,000.00	2,112,000.00	-	167,323.88
21020124	Medical Students Allowance	1,516,157.20	-	-	-	-	-
21020126	Torchlight Allowance	373,937.09	925,651.94	940,000.00	212,000.00	-	14,348.06
21020128	Personal Assistance Allowance	1,333,210.26	-	3,581,000.00	3,581,000.00	-	3,581,000.00
21020130	Special Allowance	-	7,388,476.82	7,536,300.00	-	-	147,823.18
21020135	Furniture Allowance	7,310,721.67	14,776,959.32	14,915,500.00	7,854,000.00	-	138,540.68
21020143	Motor Vehicle/ Maintenance Allowance	1,233,496.23	-	2,475,000.00	2,475,000.00	-	2,475,000.00
21020145	Other Allowances and Benefits	7,549,702.62	10,800,000.00	20,019,000.00	20,019,000.00	-	9,219,000.00
21030108	Severence Gratuity for All Political Office Holders	-	-	43,875,000.00	43,875,000.00	-	43,875,000.00
<b>PERSONNEL COST Total</b>		<b>113,955,785.16</b>	<b>207,068,201.24</b>	<b>280,154,800.00</b>	<b>154,744,000.00</b>	<b>-</b>	<b>73,086,598.76</b>
<b>OTHER RECURRENT COSTS</b>							
22020101	Local Travel & Transport: Training	145,000.00	400,000.00	1,317,000.00	1,317,000.00	-	917,000.00
22020102	Local Travel & Transport: Others	3,337,000.00	2,213,000.00	2,633,000.00	2,633,000.00	-	420,000.00
22020103	International Travel & Transport: Training	-	-	1,668,000.00	1,668,000.00	-	1,668,000.00
22020104	International Travel & Transport: Others	-	-	659,000.00	659,000.00	-	659,000.00
22020105	Hotel Accommodation - Local	-	-	878,000.00	878,000.00	-	878,000.00
22020106	Hotel Accommodation - International	-	-	2,633,000.00	2,633,000.00	-	2,633,000.00
22020109	Per-Diem/Estacodes	-	-	176,000.00	176,000.00	-	176,000.00
22020201	Electricity Charges	55,000.00	119,000.00	351,000.00	351,000.00	-	232,000.00
22020202	Telephone Charges	-	-	351,000.00	351,000.00	-	351,000.00
22020203	Internet Access Charges	-	-	44,000.00	44,000.00	-	44,000.00
22020207	Leased Communication Lines(s)	-	-	308,000.00	308,000.00	-	308,000.00
22020209	Other Utility Charges	53,000.00	75,000.00	439,000.00	439,000.00	-	364,000.00
22020301	Office Stationeries/Computer Consumables	-	1,113,000.00	2,633,000.00	2,633,000.00	-	1,520,000.00
22020305	Printing of Non Security Documents	100,000.00	-	44,000.00	44,000.00	-	44,000.00
22020306	Printing of Security Documents	-	-	10,834,000.00	10,834,000.00	-	10,834,000.00
22020312	Other Materials and Supplies	728,000.00	176,000.00	1,404,000.00	1,404,000.00	-	1,228,000.00
22020401	Maintenance of Motor Vehicle/Transport Equipment	344,000.00	1,346,500.00	1,355,900.00	878,000.00	-	9,400.00
22020403	Maintenance of Office Building/Residential Qtrs	-	-	351,000.00	351,000.00	-	351,000.00
22020404	Maintenance of Office/IT Equipments	436,700.00	196,000.00	439,000.00	439,000.00	-	243,000.00

Report of the Auditor General on the Accounts of Adamawa State Government for the year ended 31st December 2023

SCHEDULE OF RECURRENT EXPENDITURE CONTD.

Economic Code	Economic Description	Actual	Actual	Final Budget	Original Budget	Supplementary	Variance
		2022	2023	2023	2023	Budget	2023
		₦	₦	₦	₦	₦	₦
22020405	Maintenance of Plants/Generators	-	24,000.00	176,000.00	176,000.00	-	152,000.00
22020406	Other Maintenance Services	40,000.00	300,000.00	966,000.00	966,000.00	-	666,000.00
22020501	Local Training	-	-	1,843,000.00	1,843,000.00	-	1,843,000.00
22020502	International Training	-	-	878,000.00	878,000.00	-	878,000.00
22020503	Other Trainings	30,000.00	-	281,000.00	281,000.00	-	281,000.00
22020601	Security Services	10,000,000.00	-	176,000.00	176,000.00	-	176,000.00
22020602	Office Rent	-	-	11,050,000.00	11,050,000.00	-	11,050,000.00
22020604	Security Vote (Including Operations)	-	-	62,000.00	62,000.00	-	62,000.00
22020605	Cleaning & Fumigation Services	45,000.00	70,000.00	88,000.00	88,000.00	-	18,000.00
22020801	Motor Vehicle Fuel Cost	163,000.00	1,430,000.00	1,449,900.00	439,000.00	-	19,900.00
22020802	Other Transport Equipment Fuel Cost	125,000.00	276,000.00	276,300.00	264,000.00	-	300.00
22020803	Plant/Generator Fuel Cost	-	98,000.00	98,200.00	88,000.00	-	200.00
22020805	Sea Boat Fuel Cost	100,000.00	-	-	-	-	-
22020901	Bank Charges (Other Than Interest)	10,035.25	37,462.50	88,000.00	88,000.00	-	50,537.50
22020902	Insurance Premium	145.50	2,138.14	88,000.00	88,000.00	-	85,861.86
22021001	Refreshment & Meals	1,600,000.00	1,985,000.00	1,989,600.00	1,755,000.00	-	4,600.00
22021002	Honorarium & Sitting Allowance	-	500,000.00	508,300.00	88,000.00	-	8,300.00
22021003	Publicity & Advertisements	145,000.00	50,000.00	106,000.00	106,000.00	-	56,000.00
22021004	Medical Expenses-Local	-	-	44,000.00	44,000.00	-	44,000.00
22021006	Postages & Courier Services	-	-	44,000.00	44,000.00	-	44,000.00
22021007	Welfare Packages	-	3,980,000.00	4,042,100.00	878,000.00	-	62,100.00
22021021	Special Days/Celebrations	-	-	123,000.00	123,000.00	-	123,000.00
22021023	Development Plan Preparation Expenses	-	-	220,000.00	220,000.00	-	220,000.00
22021024	Final Accounts Preparation Expenses	-	-	439,000.00	439,000.00	-	439,000.00
22021025	Other Miscellaneous Expenses	1,884,812.15	4,613,500.00	4,653,200.00	2,633,000.00	-	39,700.00
22021027	Daily Rated Allowance	1,980,000.00	2,340,000.00	2,351,700.00	1,755,000.00	-	11,700.00
<b>OTHER RECURRENT COSTS Total</b>		<b>21,321,692.90</b>	<b>21,344,600.64</b>	<b>60,559,200.00</b>	<b>52,612,000.00</b>	<b>-</b>	<b>39,214,599.36</b>
<b>011200400100 - House of Assembly Service Commission Total</b>		<b>135,277,478.06</b>	<b>228,412,801.88</b>	<b>340,714,000.00</b>	<b>207,356,000.00</b>	<b>-</b>	<b>112,301,198.12</b>
<b>012300100100 - Ministry of Information and Strategy</b>							
<b>PERSONNEL COST</b>							
21010101	Basic-Salary	25,284,094.42	24,312,530.32	30,930,000.00	30,930,000.00	-	6,617,469.68
21010103	Consolidated Revenue Fund Charge - Salaries	5,805,785.21	4,847,440.63	4,897,900.00	2,325,000.00	-	50,459.38
21020102	Housing/Rent Allowance	3,898,862.36	5,562,685.30	5,625,500.00	2,425,000.00	-	62,814.70
21020103	Transport Allowance	1,392,067.29	1,787,018.54	1,802,400.00	1,018,000.00	-	15,381.46
21020104	Meal Subsidy	254,911.48	319,580.76	320,500.00	276,000.00	-	919.24
21020105	Utility Allowance	980,162.48	925,075.37	1,072,000.00	1,072,000.00	-	146,924.63
21020106	Entertainment Allowance	45,430.22	42,024.71	54,000.00	54,000.00	-	11,975.29
21020107	Leave Allowance	2,914,121.77	2,355,534.00	5,848,000.00	5,848,000.00	-	3,492,466.00
21020108	Domestic Staff Allowance	1,373,257.68	1,291,654.93	1,572,000.00	1,572,000.00	-	280,345.07
21020109	Shift Allowance	-	-	180,000.00	180,000.00	-	180,000.00
21020111	Clinical Allowance	84,432.17	-	230,000.00	230,000.00	-	230,000.00
21020121	Wieghing Allowance	5,543,663.20	6,408,538.59	6,451,600.00	4,256,000.00	-	43,061.41
21020123	Responsibility Allowance	111,153.00	-	359,000.00	359,000.00	-	359,000.00
21020135	Furniture Allowance	4,448,144.08	4,315,671.21	4,826,000.00	4,826,000.00	-	510,328.79

Report of the Auditor General on the Accounts of Adamawa State Government for the year ended 31st December 2023

SCHEDULE OF RECURRENT EXPENDITURE CONTD.

Economic Code	Economic Description	Actual 2022 ₦	Actual 2023 ₦	Final Budget 2023 ₦	Original Budget 2023 ₦	Supplementary Budget 2023 ₦	Variance 2023 ₦
21020145	Other Allowances and Benefits	3,477,814.24	2,800,000.00	5,460,000.00	5,460,000.00	-	2,660,000.00
<b>PERSONNEL COST Total</b>		<b>55,613,899.60</b>	<b>54,967,754.36</b>	<b>69,628,900.00</b>	<b>60,831,000.00</b>	<b>-</b>	<b>14,661,145.65</b>
<b>OTHER RECURRENT COSTS</b>							
22020101	Local Travel & Transport: Training	610,000.00	210,000.00	1,178,000.00	1,178,000.00	-	968,000.00
22020102	Local Travel & Transport: Others	-	-	114,000.00	114,000.00	-	114,000.00
22020103	International Travel & Transport: Training	-	-	878,000.00	878,000.00	-	878,000.00
22020104	International Travel & Transport: Others	-	-	878,000.00	878,000.00	-	878,000.00
22020107	Hotel Accommodation - Local Training	-	-	1,317,000.00	1,317,000.00	-	1,317,000.00
22020203	Internet Access Charges	-	-	39,000.00	39,000.00	-	39,000.00
22020205	Water Rates	59,000.00	22,000.00	41,000.00	41,000.00	-	19,000.00
22020207	Leased Communication Lines(s)	-	-	137,000.00	137,000.00	-	137,000.00
22020209	Other Utility Charges	2,109,925.00	6,260,000.00	6,374,200.00	550,000.00	-	114,200.00
22020301	Office Stationeries/Computer Consumables	842,000.00	671,250.00	761,000.00	761,000.00	-	89,750.00
22020305	Printing of Non Security Documents	-	-	27,604,000.00	27,604,000.00	-	27,604,000.00
22020306	Printing of Security Documents	-	12,000.00	478,000.00	478,000.00	-	466,000.00
22020312	Other Materials and Supplies	760,000.00	531,000.00	532,900.00	439,000.00	-	1,900.00
22020401	Maintenance of Motor Vehicle/Transport Equipment	110,000.00	55,000.00	299,000.00	299,000.00	-	244,000.00
22020402	Maintenance of Office Furniture	215,000.00	600,000.00	1,104,000.00	1,104,000.00	-	504,000.00
22020403	Maintenance of Office Building/Residential Qtrs	662,000.00	-	-	-	-	-
22020404	Maintenance of Office/IT Equipments	104,620.00	9,100.00	20,000.00	20,000.00	-	10,900.00
22020405	Maintenance of Plants/Generators	857,800.00	491,200.00	1,194,000.00	1,194,000.00	-	702,800.00
22020406	Other Maintenance Services	1,311,000.00	1,467,197.38	1,470,000.00	1,470,000.00	-	2,802.62
22020501	Local Training	70,000.00	-	136,000.00	136,000.00	-	136,000.00
22020503	Other Trainings	139,480.00	230,000.00	269,000.00	269,000.00	-	39,000.00
22020601	Security Services	354,500.00	160,000.00	232,000.00	232,000.00	-	72,000.00
22020605	Cleaning & Fumigation Services	67,000.00	40,000.00	78,000.00	78,000.00	-	38,000.00
22020709	Other Consulting Services	250,000.00	64,600.00	483,000.00	483,000.00	-	418,400.00
22020801	Motor Vehicle Fuel Cost	50,000.00	127,000.00	128,000.00	78,000.00	-	1,000.00
22020802	Other Transport Equipment Fuel Cost	565,000.00	694,200.00	773,000.00	773,000.00	-	78,800.00
22020803	Plant/Generator Fuel Cost	-	-	103,000.00	103,000.00	-	103,000.00
22020901	Bank Charges (Other Than Interest)	142,028.75	3,059,662.01	3,117,600.00	165,000.00	-	57,937.99
22021001	Refreshment & Meals	17,500.00	4,000,000.00	4,079,300.00	39,000.00	-	79,300.00
22021002	Honorarium & Sitting Allowance	-	-	439,000.00	439,000.00	-	439,000.00
22021003	Publicity & Advertisements	96,014,000.00	129,795,575.00	130,400,700.00	99,544,000.00	-	605,125.00
22021004	Medical Expenses-Local	1,267,000.00	695,597.41	1,340,000.00	1,340,000.00	-	644,402.59
22021006	Postages & Courier Services	3,000,000.00	-	10,000.00	10,000.00	-	10,000.00
22021007	Welfare Packages	740,900.00	839,000.00	1,431,000.00	1,431,000.00	-	592,000.00
22021025	Other Miscellaneous Expenses	28,304,787.68	40,416,952.86	41,013,200.00	10,608,000.00	-	596,247.14
22021026	Monitoring and Evaluation Recurrent	1,000,000.00	4,826,984.00	8,775,000.00	8,775,000.00	-	3,948,016.00
<b>OTHER RECURRENT COSTS Total</b>		<b>139,623,541.43</b>	<b>195,278,318.66</b>	<b>237,226,900.00</b>	<b>163,004,000.00</b>	<b>-</b>	<b>41,948,581.34</b>
<b>012300100100 - Ministry of Information and Strategy Total</b>		<b>195,237,441.03</b>	<b>250,246,073.02</b>	<b>306,855,800.00</b>	<b>223,835,000.00</b>	<b>-</b>	<b>56,609,726.99</b>
<b>012300300100 - Adamawa Television Corporation</b>							
<b>PERSONNEL COST</b>							

Report of the Auditor General on the Accounts of Adamawa State Government for the year ended 31st December 2023

SCHEDULE OF RECURRENT EXPENDITURE CONTD.

Economic Code	Economic Description	Actual	Actual	Final Budget	Original Budget	Supplementary Budget	Variance
		2022	2023	2023	2023	2023	2023
		₦	₦	₦	₦	₦	₦
21010101	Basic-Salary	80,819,406.30	75,071,485.26	75,646,700.00	46,312,000.00	-	575,214.74
21010103	Consolidated Revenue Fund Charge - Salaries	2,240,000.00	750,000.00	750,500.00	725,000.00	-	500.00
21020102	Housing/Rent Allowance	13,917,071.55	17,014,336.54	17,345,900.00	439,000.00	-	331,563.46
21020103	Transport Allowance	4,134,683.06	4,818,137.01	4,906,600.00	397,000.00	-	88,462.99
21020104	Meal Subsidy	663,179.14	713,814.33	720,000.00	405,000.00	-	6,185.67
21020105	Utility Allowance	2,872,888.68	2,581,646.28	2,607,300.00	1,299,000.00	-	25,653.72
21020106	Entertainment Allowance	331,519.88	299,620.32	302,600.00	155,000.00	-	2,979.68
21020107	Leave Allowance	6,677,904.00	7,195,615.00	7,239,900.00	4,985,000.00	-	44,285.00
21020108	Domestic Staff Allowance	11,518,528.25	10,364,015.34	10,467,700.00	5,180,000.00	-	103,684.66
21020111	Clinical Allowance	133,016.68	-	335,000.00	335,000.00	-	335,000.00
21020121	Wieghing Allowance	42,213,016.73	38,014,395.74	38,439,800.00	16,746,000.00	-	425,404.26
21020123	Responsibility Allowance	61,502.38	-	199,000.00	199,000.00	-	199,000.00
21020135	Furniture Allowance	14,923,720.64	13,750,463.50	13,894,800.00	6,534,000.00	-	144,336.50
21020145	Other Allowances and Benefits	6,075,266.90	7,100,000.00	10,657,000.00	10,657,000.00	-	3,557,000.00
<b>PERSONNEL COST Total</b>		<b>186,581,704.19</b>	<b>177,673,529.32</b>	<b>183,512,800.00</b>	<b>94,368,000.00</b>	<b>-</b>	<b>5,839,270.68</b>
<b>OTHER RECURRENT COSTS</b>							
22020101	Local Travel & Transport: Training	1,159,500.00	973,700.00	1,475,000.00	1,475,000.00	-	501,300.00
22020102	Local Travel & Transport: Others	1,160,260.00	1,828,090.00	1,835,200.00	1,475,000.00	-	7,110.00
22020105	Hotel Accommodation - Local	230,500.00	-	-	-	-	-
22020107	Hotel Accommodation - Local Training	-	80,000.00	369,000.00	369,000.00	-	289,000.00
22020201	Electricity Charges	-	-	19,000.00	19,000.00	-	19,000.00
22020202	Telephone Charges	60,000.00	-	19,000.00	19,000.00	-	19,000.00
22020203	Internet Access Charges	221,000.00	349,000.00	369,000.00	369,000.00	-	20,000.00
22020204	Satellite Broadcasting Access Charges	217,500.00	30,000.00	369,000.00	369,000.00	-	339,000.00
22020209	Other Utility Charges	100,000.00	152,000.00	152,600.00	123,000.00	-	600.00
22020301	Office Stationeries/Computer Consumables	1,895,910.00	1,860,934.00	1,866,600.00	1,580,000.00	-	5,666.00
22020309	UniForms & Other Clothing	447,000.00	-	615,000.00	615,000.00	-	615,000.00
22020312	Other Materials and Supplies	154,050.00	632,600.00	640,400.00	246,000.00	-	7,800.00
22020401	Maintenance of Motor Vehicle/Transport Equipment	144,500.00	45,000.00	88,000.00	88,000.00	-	43,000.00
22020403	Maintenance of Office Building/Residential Qtrs	187,800.00	101,000.00	101,300.00	88,000.00	-	300.00
22020404	Maintenance of Office/IT Equipments	783,300.00	1,511,400.00	1,525,700.00	799,000.00	-	14,300.00
22020405	Maintenance of Plants/Generators	256,500.00	248,000.00	492,000.00	492,000.00	-	244,000.00
22020406	Other Maintenance Services	640,300.00	1,273,600.00	1,281,900.00	860,000.00	-	8,300.00
22020601	Security Services	150,000.00	-	88,000.00	88,000.00	-	88,000.00
22020605	Cleaning & Fumigation Services	100,000.00	-	88,000.00	88,000.00	-	88,000.00
22020801	Motor Vehicle Fuel Cost	2,201,430.00	1,694,800.00	1,939,000.00	1,939,000.00	-	244,200.00
22020802	Other Transport Equipment Fuel Cost	384,000.00	-	492,000.00	492,000.00	-	492,000.00
22020803	Plant/Generator Fuel Cost	1,937,200.00	1,194,600.00	1,221,000.00	1,221,000.00	-	26,400.00
22020901	Bank Charges (Other Than Interest)	18,828.30	25,294.93	37,000.00	37,000.00	-	11,705.07
22021007	Welfare Packages	20,000.00	451,000.00	459,300.00	36,000.00	-	8,300.00
22021025	Other Miscellaneous Expenses	4,265,750.00	4,599,500.00	4,867,000.00	4,867,000.00	-	267,500.00
22021027	Daily Rated Allowance	44,000.00	173,000.00	174,900.00	78,000.00	-	1,900.00
<b>OTHER RECURRENT COSTS Total</b>		<b>16,779,328.30</b>	<b>17,223,518.93</b>	<b>20,584,900.00</b>	<b>17,832,000.00</b>	<b>-</b>	<b>3,361,381.07</b>
<b>012300300100 - Adamawa Television Corporation Total</b>		<b>203,361,032.49</b>	<b>194,897,048.25</b>	<b>204,097,700.00</b>	<b>112,200,000.00</b>	<b>-</b>	<b>9,200,651.75</b>

Report of the Auditor General on the Accounts of Adamawa State Government for the year ended 31st December 2023

SCHEDULE OF RECURRENT EXPENDITURE CONTD.

Economic Code	Economic Description	Actual 2022 ₦	Actual 2023 ₦	Final Budget 2023 ₦	Original Budget 2023 ₦	Supplementary Budget 2023 ₦	Variance 2023 ₦
<b>012300400100 - Adamawa Broadcasting Corporation</b>							
<b>PERSONNEL COST</b>							
21010101	Basic-Salary	64,637,636.77	62,175,146.33	62,890,000.00	62,890,000.00	-	714,853.67
21010103	Consolidated Revenue Fund Charge - Salaries	1,920,000.00	800,000.00	816,000.00	-	-	16,000.00
21020102	Housing/Rent Allowance	11,398,367.61	14,145,777.53	14,349,500.00	3,963,000.00	-	203,722.47
21020103	Transport Allowance	3,565,897.30	4,679,041.84	4,736,600.00	1,803,000.00	-	57,558.16
21020104	Meal Subsidy	709,426.27	815,940.96	819,400.00	645,000.00	-	3,459.04
21020105	Utility Allowance	2,772,710.58	2,486,896.62	2,490,400.00	2,316,000.00	-	3,503.38
21020106	Entertainment Allowance	244,990.35	157,762.70	158,700.00	114,000.00	-	937.30
21020107	Leave Allowance	5,233,256.33	5,752,959.00	7,440,000.00	7,440,000.00	-	1,687,041.00
21020108	Domestic Staff Allowance	6,620,282.79	4,860,554.67	4,894,300.00	3,177,000.00	-	33,745.33
21020109	Shift Allowance	-	-	33,000.00	33,000.00	-	33,000.00
21020111	Clinical Allowance	141,467.88	-	518,000.00	518,000.00	-	518,000.00
21020121	Wieghing Allowance	32,137,483.89	30,879,998.78	31,111,300.00	19,316,000.00	-	231,301.22
21020123	Responsibility Allowance	19,561.44	-	64,000.00	64,000.00	-	64,000.00
21020128	Personal Assistance Allowance	62,393.52	1,341.80	1,400.00	-	-	58.20
21020129	Newspapers Allowance	49,914.80	-	61,000.00	61,000.00	-	61,000.00
21020135	Furniture Allowance	11,681,260.84	11,244,486.05	11,276,600.00	9,640,000.00	-	32,113.95
21020143	Motor Vehicle/ Maintenance Allowance	87,350.90	1,610.15	1,700.00	-	-	89.85
21020145	Other Allowances and Benefits	5,978,120.68	7,360,000.00	12,042,000.00	12,042,000.00	-	4,682,000.00
<b>PERSONNEL COST Total</b>		<b>147,260,121.95</b>	<b>145,361,516.43</b>	<b>153,703,900.00</b>	<b>124,022,000.00</b>	<b>-</b>	<b>8,342,383.57</b>
<b>OTHER RECURRENT COSTS</b>							
22020101	Local Travel & Transport: Training	-	-	174,000.00	174,000.00	-	174,000.00
22020102	Local Travel & Transport: Others	16,000.00	70,000.00	434,000.00	434,000.00	-	364,000.00
22020105	Hotel Accommodation - Local	-	-	174,000.00	174,000.00	-	174,000.00
22020107	Hotel Accommodation - Local Training	-	-	163,000.00	163,000.00	-	163,000.00
22020201	Electricity Charges	-	-	33,000.00	33,000.00	-	33,000.00
22020202	Telephone Charges	-	-	33,000.00	33,000.00	-	33,000.00
22020203	Internet Access Charges	136,000.00	28,000.00	217,000.00	217,000.00	-	189,000.00
22020204	Satellite Broadcasting Access Charges	-	-	55,000.00	55,000.00	-	55,000.00
22020209	Other Utility Charges	-	-	65,000.00	65,000.00	-	65,000.00
22020301	Office Stationeries/Computer Consumables	744,400.00	768,500.00	1,084,000.00	1,084,000.00	-	315,500.00
22020305	Printing of Non Security Documents	32,500.00	35,000.00	217,000.00	217,000.00	-	182,000.00
22020307	Drugs/Laboratory/Medical Supplies	-	-	109,000.00	109,000.00	-	109,000.00
22020312	Other Materials and Supplies	65,000.00	20,000.00	217,000.00	217,000.00	-	197,000.00
22020401	Maintenance of Motor Vehicle/Transport Equipment	384,500.00	216,700.00	813,000.00	813,000.00	-	596,300.00
22020402	Maintenance of Office Furniture	-	100,000.00	109,000.00	109,000.00	-	9,000.00
22020403	Maintenance of Office Building/Residential Qtrs	-	102,000.00	499,000.00	499,000.00	-	397,000.00
22020404	Maintenance of Office/IT Equipments	112,000.00	104,000.00	217,000.00	217,000.00	-	113,000.00
22020405	Maintenance of Plants/Generators	128,000.00	775,500.00	783,500.00	380,000.00	-	8,000.00
22020406	Other Maintenance Services	177,000.00	542,000.00	542,000.00	542,000.00	-	-
22020501	Local Training	-	55,000.00	325,000.00	325,000.00	-	270,000.00
22020503	Other Trainings	-	-	163,000.00	163,000.00	-	163,000.00
22020601	Security Services	-	-	1,084,000.00	1,084,000.00	-	1,084,000.00

Report of the Auditor General on the Accounts of Adamawa State Government for the year ended 31st December 2023

SCHEDULE OF RECURRENT EXPENDITURE CONTD.

Economic Code	Economic Description	Actual 2022 ₦	Actual 2023 ₦	Final Budget 2023 ₦	Original Budget 2023 ₦	Supplementary Budget 2023 ₦	Variance 2023 ₦
22020604	Security Vote (Including Operations)	-	-	109,000.00	109,000.00	-	109,000.00
22020605	Cleaning & Fumigation Services	-	-	304,000.00	304,000.00	-	304,000.00
22020701	Financial Consulting	-	-	271,000.00	271,000.00	-	271,000.00
22020702	Information Technology Consulting	-	-	109,000.00	109,000.00	-	109,000.00
22020703	Legal Services	-	-	542,000.00	542,000.00	-	542,000.00
22020704	Engineering Services	-	-	109,000.00	109,000.00	-	109,000.00
22020709	Other Consulting Services	-	99,000.00	217,000.00	217,000.00	-	118,000.00
22020801	Motor Vehicle Fuel Cost	894,183.57	1,353,789.68	2,167,000.00	2,167,000.00	-	813,210.32
22020803	Plant/Generator Fuel Cost	3,345,017.04	4,894,284.00	7,584,000.00	7,584,000.00	-	2,689,716.00
22020901	Bank Charges (Other Than Interest)	30,832.50	38,887.44	109,000.00	109,000.00	-	70,112.56
22021001	Refreshment & Meals	-	-	434,000.00	434,000.00	-	434,000.00
22021002	Honorarium & Sitting Allowance	20,000.00	98,000.00	434,000.00	434,000.00	-	336,000.00
22021003	Publicity & Advertisements	498,948.88	1,245,588.76	2,167,000.00	2,167,000.00	-	921,411.24
22021004	Medical Expenses-Local	-	14,886.26	380,000.00	380,000.00	-	365,113.74
22021006	Postages & Courier Services	100,000.00	100,000.00	163,000.00	163,000.00	-	63,000.00
22021007	Welfare Packages	245,000.00	423,000.00	542,000.00	542,000.00	-	119,000.00
22021008	Subscription to Professional Bodies	-	-	325,000.00	325,000.00	-	325,000.00
22021009	Sporting Activities	-	-	325,000.00	325,000.00	-	325,000.00
22021023	Development Plan Preparation Expenses	-	-	109,000.00	109,000.00	-	109,000.00
22021025	Other Miscellaneous Expenses	4,642,744.70	2,214,900.00	2,215,900.00	2,167,000.00	-	1,000.00
22021027	Daily Rated Allowance	930,000.00	2,791,000.00	3,792,000.00	3,792,000.00	-	1,001,000.00
<b>OTHER RECURRENT COSTS Total</b>		<b>12,502,126.69</b>	<b>16,090,036.14</b>	<b>29,918,400.00</b>	<b>29,466,000.00</b>	<b>-</b>	<b>13,828,363.86</b>
<b>012300400100 - Adamawa Broadcasting Corporation Total</b>		<b>159,762,248.64</b>	<b>161,451,552.57</b>	<b>183,622,300.00</b>	<b>153,488,000.00</b>	<b>-</b>	<b>22,170,747.43</b>
<b>012301300100 - Government Printing Press</b>							
<b>PERSONNEL COST</b>							
21010101	Basic-Salary	14,612,060.42	13,415,290.05	18,817,000.00	18,817,000.00	-	5,401,709.95
21020102	Housing/Rent Allowance	1,392,623.94	3,069,414.23	3,121,200.00	484,000.00	-	51,785.77
21020103	Transport Allowance	943,042.75	1,452,040.58	1,460,500.00	1,031,000.00	-	8,459.42
21020104	Meal Subsidy	274,658.66	313,925.10	315,200.00	252,000.00	-	1,274.90
21020105	Utility Allowance	733,331.88	691,029.08	844,000.00	844,000.00	-	152,970.92
21020107	Leave Allowance	1,257,932.06	1,321,015.00	1,446,000.00	1,446,000.00	-	124,985.00
21020109	Shift Allowance	119,327.00	-	-	-	-	-
21020111	Clinical Allowance	54,816.44	-	239,000.00	239,000.00	-	239,000.00
21020135	Furniture Allowance	806,437.87	954,997.25	1,043,000.00	1,043,000.00	-	88,002.75
21020139	Wardrobe Allowance	85,061.09	-	-	-	-	-
21020145	Other Allowances and Benefits	2,778,363.35	1,880,000.00	2,694,000.00	2,694,000.00	-	814,000.00
<b>PERSONNEL COST Total</b>		<b>23,057,655.46</b>	<b>23,097,711.29</b>	<b>29,979,900.00</b>	<b>26,850,000.00</b>	<b>-</b>	<b>6,882,188.71</b>
<b>OTHER RECURRENT COSTS</b>							
22020101	Local Travel & Transport: Training	114,000.00	-	101,000.00	101,000.00	-	101,000.00
22020102	Local Travel & Transport: Others	100,000.00	100,000.00	101,000.00	101,000.00	-	1,000.00
22020305	Printing of Non Security Documents	1,857,650.00	1,803,000.00	2,222,000.00	2,222,000.00	-	419,000.00
22020306	Printing of Security Documents	563,000.00	913,500.00	1,079,000.00	1,079,000.00	-	165,500.00
22020312	Other Materials and Supplies	265,000.00	1,996,000.00	2,025,400.00	527,000.00	-	29,400.00

Report of the Auditor General on the Accounts of Adamawa State Government for the year ended 31st December 2023

SCHEDULE OF RECURRENT EXPENDITURE CONTD.

Economic Code	Economic Description	Actual	Actual	Final Budget	Original Budget	Supplementary Budget	Variance
		2022	2023	2023	2023	2023	2023
		₦	₦	₦	₦	₦	₦
22020401	Maintenance of Motor Vehicle/Transport Equipment	710,700.00	395,000.00	531,000.00	531,000.00	-	136,000.00
22020404	Maintenance of Office/IT Equipments	499,500.00	168,600.00	425,000.00	425,000.00	-	256,400.00
22020405	Maintenance of Plants/Generators	484,500.00	1,083,000.00	1,755,000.00	1,755,000.00	-	672,000.00
22020406	Other Maintenance Services	1,776,600.00	1,254,000.00	1,755,000.00	1,755,000.00	-	501,000.00
22020504	Seminars/Workshop and Conferences	50,000.00	-	213,000.00	213,000.00	-	213,000.00
22020801	Motor Vehicle Fuel Cost	340,000.00	648,000.00	652,500.00	425,000.00	-	4,500.00
22020802	Other Transport Equipment Fuel Cost	195,000.00	128,900.00	213,000.00	213,000.00	-	84,100.00
22020803	Plant/Generator Fuel Cost	483,600.00	690,200.00	878,000.00	878,000.00	-	187,800.00
22020901	Bank Charges (Other Than Interest)	42,873.36	15,694.79	36,000.00	36,000.00	-	20,305.21
22021001	Refreshment & Meals	987,000.00	802,800.00	878,000.00	878,000.00	-	75,200.00
22021003	Publicity & Advertisements	205,000.00	314,000.00	315,000.00	264,000.00	-	1,000.00
22021004	Medical Expenses-Local	457,200.00	397,900.00	527,000.00	527,000.00	-	129,100.00
22021007	Welfare Packages	619,000.00	691,000.00	878,000.00	878,000.00	-	187,000.00
22021024	Final Accounts Preparation Expenses	250,000.00	378,000.00	379,400.00	308,000.00	-	1,400.00
22021025	Other Miscellaneous Expenses	952,950.00	981,668.00	1,255,000.00	1,255,000.00	-	273,332.00
22021027	Daily Rated Allowance	2,260,000.00	1,321,000.00	2,106,000.00	2,106,000.00	-	785,000.00
<b>OTHER RECURRENT COSTS Total</b>		<b>13,213,573.36</b>	<b>14,082,262.79</b>	<b>18,325,300.00</b>	<b>16,477,000.00</b>	<b>-</b>	<b>4,243,037.21</b>
<b>012301300100 - Government Printing Press Total</b>		<b>36,271,228.82</b>	<b>37,179,974.08</b>	<b>48,305,200.00</b>	<b>43,327,000.00</b>	<b>-</b>	<b>11,125,225.92</b>
<b>012305500100 - Adamawa Press Limited</b>							
<b>PERSONNEL COST</b>							
21010101	Basic-Salary	22,244,194.46	23,461,453.28	120,025,000.00	120,025,000.00	-	96,563,546.72
21010103	Consolidated Revenue Fund Charge - Salaries	1,920,000.00	800,000.00	800,600.00	774,000.00	-	600.00
21020101	Non Regular Allowances	92,093.55	-	-	-	-	-
21020102	Housing/Rent Allowance	4,560,565.29	5,000,744.08	5,076,900.00	1,195,000.00	-	76,155.92
21020103	Transport Allowance	2,667,511.64	1,627,171.82	1,647,100.00	635,000.00	-	19,928.18
21020104	Meal Subsidy	279,539.42	313,552.32	315,800.00	202,000.00	-	2,247.68
21020105	Utility Allowance	1,046,286.89	968,962.81	1,224,000.00	1,224,000.00	-	255,037.19
21020106	Entertainment Allowance	257,873.04	154,979.68	479,000.00	479,000.00	-	324,020.32
21020107	Leave Allowance	2,304,506.30	1,974,937.00	4,255,000.00	4,255,000.00	-	2,280,063.00
21020108	Domestic Staff Allowance	1,851,066.70	840,244.29	1,835,000.00	1,835,000.00	-	994,755.71
21020109	Shift Allowance	-	-	1,066,000.00	1,066,000.00	-	1,066,000.00
21020110	Call Duty Allowance	-	-	8,843,000.00	8,843,000.00	-	8,843,000.00
21020111	Clinical Allowance	56,738.45	-	3,502,000.00	3,502,000.00	-	3,502,000.00
21020121	Wieghing Allowance	4,418,793.28	5,490,872.29	5,503,600.00	4,855,000.00	-	12,727.71
21020123	Responsibility Allowance	207,545.87	-	670,000.00	670,000.00	-	670,000.00
21020125	Student Nurses Allowance	-	-	175,000.00	175,000.00	-	175,000.00
21020129	Newspapers Allowance	37,910.28	-	154,000.00	154,000.00	-	154,000.00
21020135	Furniture Allowance	3,552,008.70	3,401,705.38	3,412,600.00	2,858,000.00	-	10,894.62
21020143	Motor Vehicle/ Maintenance Allowance	151,641.12	137,577.63	139,700.00	32,000.00	-	2,122.37
21020145	Other Allowances and Benefits	3,246,278.27	2,510,000.00	8,928,000.00	8,928,000.00	-	6,418,000.00
<b>PERSONNEL COST Total</b>		<b>48,894,553.26</b>	<b>46,682,200.58</b>	<b>168,052,300.00</b>	<b>161,707,000.00</b>	<b>-</b>	<b>121,370,099.42</b>
<b>OTHER RECURRENT COSTS</b>							
22020101	Local Travel & Transport: Training	60,000.00	200,000.00	202,300.00	89,000.00	-	2,300.00

Report of the Auditor General on the Accounts of Adamawa State Government for the year ended 31st December 2023

SCHEDULE OF RECURRENT EXPENDITURE CONTD.

Economic Code	Economic Description	Actual	Actual	Final Budget	Original Budget	Supplementary Budget	Variance
		2022	2023	2023	2023	2023	2023
		₦	₦	₦	₦	₦	₦
22020102	Local Travel & Transport: Others	180,000.00	-	176,000.00	176,000.00	-	176,000.00
22020105	Hotel Accommodation - Local	50,000.00	-	50,000.00	50,000.00	-	50,000.00
22020201	Electricity Charges	531,000.00	25,000.00	478,000.00	478,000.00	-	453,000.00
22020203	Internet Access Charges	50,400.00	25,000.00	50,000.00	50,000.00	-	25,000.00
22020206	Sewerage Charges	3,000.00	-	4,000.00	4,000.00	-	4,000.00
22020209	Other Utility Charges	34,000.00	20,000.00	26,000.00	26,000.00	-	6,000.00
22020301	Office Stationeries/Computer Consumables	363,500.00	277,960.00	504,000.00	504,000.00	-	226,040.00
22020302	Books	6,000.00	-	7,000.00	7,000.00	-	7,000.00
22020303	Newspapers	6,000.00	-	7,000.00	7,000.00	-	7,000.00
22020305	Printing of Non Security Documents	4,899,050.00	7,720,700.00	9,259,000.00	9,259,000.00	-	1,538,300.00
22020306	Printing of Security Documents	40,000.00	308,500.00	313,300.00	71,000.00	-	4,800.00
22020312	Other Materials and Supplies	103,000.00	-	17,000.00	17,000.00	-	17,000.00
22020401	Maintenance of Motor Vehicle/Transport Equipment	317,500.00	80,700.00	615,000.00	615,000.00	-	534,300.00
22020402	Maintenance of Office Furniture	23,000.00	-	23,000.00	23,000.00	-	23,000.00
22020403	Maintenance of Office Building/Residential Qtrs	72,000.00	-	71,000.00	71,000.00	-	71,000.00
22020405	Maintenance of Plants/Generators	142,000.00	89,000.00	208,000.00	208,000.00	-	119,000.00
22020406	Other Maintenance Services	271,000.00	48,000.00	111,000.00	111,000.00	-	63,000.00
22020501	Local Training	90,688.31	-	89,000.00	89,000.00	-	89,000.00
22020502	International Training	50,000.00	-	50,000.00	50,000.00	-	50,000.00
22020504	Seminars/Workshop and Conferences	120,000.00	-	-	-	-	-
22020601	Security Services	480,000.00	-	50,000.00	50,000.00	-	50,000.00
22020605	Cleaning & Fumigation Services	60,000.00	18,600.00	58,000.00	58,000.00	-	39,400.00
22020703	Legal Services	-	-	26,000.00	26,000.00	-	26,000.00
22020801	Motor Vehicle Fuel Cost	1,411,000.00	1,314,300.00	2,081,000.00	2,081,000.00	-	766,700.00
22020802	Other Transport Equipment Fuel Cost	50,600.00	-	50,000.00	50,000.00	-	50,000.00
22020901	Bank Charges (Other Than Interest)	21,105.51	30,700.21	30,900.00	22,000.00	-	199.79
22021001	Refreshment & Meals	309,000.00	123,500.00	656,000.00	656,000.00	-	532,500.00
22021002	Honorarium & Sitting Allowance	90,000.00	70,000.00	89,000.00	89,000.00	-	19,000.00
22021003	Publicity & Advertisements	1,000,000.00	1,704,740.00	1,707,300.00	1,577,000.00	-	2,560.00
22021004	Medical Expenses-Local	140,000.00	-	89,000.00	89,000.00	-	89,000.00
22021006	Postages & Courier Services	22,000.00	-	23,000.00	23,000.00	-	23,000.00
22021007	Welfare Packages	207,000.00	310,000.00	438,000.00	438,000.00	-	128,000.00
22021023	Development Plan Preparation Expenses	-	-	122,000.00	122,000.00	-	122,000.00
22021024	Final Accounts Preparartion Expenses	160,000.00	-	-	-	-	-
22021025	Other Miscellaneous Expenses	3,261,950.00	2,481,500.00	2,498,900.00	1,614,000.00	-	17,400.00
22021027	Daily Rated Allowance	1,400,000.00	1,099,000.00	2,085,000.00	2,085,000.00	-	986,000.00
22021029	Fertilizer Payment to Company	415,000.00	-	-	-	-	-
<b>OTHER RECURRENT COSTS Total</b>		<b>16,439,793.82</b>	<b>15,947,200.21</b>	<b>22,264,700.00</b>	<b>20,885,000.00</b>	<b>-</b>	<b>6,317,499.79</b>
<b>012305500100 - Adamawa Press Limited Total</b>		<b>65,334,347.08</b>	<b>62,629,400.79</b>	<b>190,317,000.00</b>	<b>182,592,000.00</b>	<b>-</b>	<b>127,687,599.21</b>
<b>012500100100 - Office of the Head of Service</b>							
<b>PERSONNEL COST</b>							
21010101	Basic-Salary	215,304,578.97	181,304,268.77	182,750,400.00	108,999,000.00	-	1,446,131.23
21010102	Over Time Payments	-	-	8,478,000.00	8,478,000.00	-	8,478,000.00
21020102	Housing/Rent Allowance	28,953,043.79	56,339,558.21	57,466,400.00	-	-	1,126,841.79



Report of the Auditor General on the Accounts of Adamawa State Government for the year ended 31st December 2023

SCHEDULE OF RECURRENT EXPENDITURE CONTD.

Economic Code	Economic Description	Actual	Actual	Final Budget	Original Budget	Supplementary Budget	Variance
		2022	2023	2023	2023	2023	2023
		₦	₦	₦	₦	₦	₦
21020103	Transport Allowance	8,239,370.52	8,877,389.21	8,949,500.00	5,275,000.00	-	72,110.79
21020104	Meal Subsidy	1,370,524.21	1,549,874.44	3,573,000.00	3,573,000.00	-	2,023,125.56
21020105	Utility Allowance	21,202,999.64	17,333,529.89	21,839,000.00	21,839,000.00	-	4,505,470.11
21020106	Entertainment Allowance	15,394,037.53	12,857,680.11	16,647,000.00	16,647,000.00	-	3,789,319.89
21020107	Leave Allowance	18,102,744.02	15,317,176.00	26,084,000.00	26,084,000.00	-	10,766,824.00
21020108	Domestic Staff Allowance	55,015,855.12	48,035,540.40	49,074,000.00	49,074,000.00	-	1,038,459.60
21020109	Shift Allowance	-	-	1,502,000.00	1,502,000.00	-	1,502,000.00
21020111	Clinical Allowance	679,490.06	-	2,027,000.00	2,027,000.00	-	2,027,000.00
21020112	Harzard Allowance	697,328.17	1,669,114.61	1,702,500.00	-	-	33,385.39
21020114	Teaching Allowance	-	290,814.67	296,700.00	-	-	5,885.33
21020117	Outfit Allowance	14,185.58	220,502.16	224,200.00	36,000.00	-	3,697.84
21020120	Journal Allowance	4,994,575.64	5,411,883.10	5,470,800.00	2,467,000.00	-	58,916.90
21020121	Wiegning Allowance	508,945.42	820,591.98	1,098,000.00	1,098,000.00	-	277,408.02
21020122	Hardship Allowance	75,000.00	-	135,000.00	135,000.00	-	135,000.00
21020123	Responsibility Allowance	30,000.00	180,000.00	183,600.00	-	-	3,600.00
21020127	UniForm Allowance	64,067.33	-	154,000.00	154,000.00	-	154,000.00
21020128	Personal Assistance Allowance	1,697,434.55	1,259,913.56	1,262,100.00	1,153,000.00	-	2,186.44
21020129	Newspapers Allowance	2,117,429.52	755,948.44	5,520,000.00	5,520,000.00	-	4,764,051.56
21020130	Special Allowance	-	189,001.80	192,800.00	-	-	3,798.20
21020132	Non Clinical Allowance	426,424.23	-	944,000.00	944,000.00	-	944,000.00
21020135	Furniture Allowance	28,937,326.33	23,827,103.48	44,973,000.00	248,973,000.00	-	21,145,896.52
21020137	Driver's Allowance	12,764,616.41	26,123,506.00	26,491,100.00	7,744,000.00	-	367,594.00
21020138	Admin Allowance	9,534,258.67	9,019,801.69	11,011,000.00	11,011,000.00	-	1,991,198.31
21020139	Wardrope Allowance	117,234.95	1,135,112.81	1,157,900.00	-	-	22,787.19
21020140	Academic Allowance	299,759.56	574,752.96	578,900.00	368,000.00	-	4,147.04
21020141	Accommodation Allowance	12,664,815.90	5,426,032.65	8,368,000.00	8,368,000.00	-	2,941,967.35
21020142	ICT Allowance	98,965.43	1,268,106.97	1,293,500.00	-	-	25,393.03
21020143	Motor Vehicle/ Maintenance Allowance	8,763,806.92	4,715,644.76	4,735,800.00	3,710,000.00	-	20,155.24
21020145	Other Allowances and Benefits	55,594,970.97	16,663,618.37	276,019,000.00	276,019,000.00	-	259,355,381.63
<b>PERSONNEL COST Total</b>		<b>503,663,789.44</b>	<b>441,166,467.04</b>	<b>770,202,200.00</b>	<b>811,198,000.00</b>	<b>-</b>	<b>329,035,732.96</b>
<b>OTHER RECURRENT COSTS</b>							
22020101	Local Travel & Transport: Training	-	1,351,000.00	1,351,700.00	1,317,000.00	-	700.00
22020102	Local Travel & Transport: Others	7,159,000.00	6,050,600.00	6,110,200.00	3,072,000.00	-	59,600.00
22020103	International Travel & Transport: Training	180,000.00	-	439,000.00	439,000.00	-	439,000.00
22020104	International Travel & Transport: Others	-	-	702,000.00	702,000.00	-	702,000.00
22020105	Hotel Accommodation - Local	650,000.00	576,700.00	615,000.00	615,000.00	-	38,300.00
22020106	Hotel Accommodation - International	130,000.00	-	439,000.00	439,000.00	-	439,000.00
22020109	Per-Diem/Estacodes	-	-	58,000.00	58,000.00	-	58,000.00
22020201	Electricity Charges	60,000.00	-	-	-	-	-
22020204	Satellite Broadcasting Access Charges	-	17,000.00	54,000.00	54,000.00	-	37,000.00
22020209	Other Utility Charges	-	40,000.00	220,000.00	220,000.00	-	180,000.00
22020301	Office Stationeries/Computer Consumables	449,000.00	242,300.00	439,000.00	439,000.00	-	196,700.00
22020304	Magazines & Periodicals	250,000.00	-	439,000.00	439,000.00	-	439,000.00
22020305	Printing of Non Security Documents	88,000.00	115,000.00	176,000.00	176,000.00	-	61,000.00
22020306	Printing of Security Documents	-	-	88,000.00	88,000.00	-	88,000.00

Report of the Auditor General on the Accounts of Adamawa State Government for the year ended 31st December 2023

SCHEDULE OF RECURRENT EXPENDITURE CONTD.

Economic Code	Economic Description	Actual	Actual	Final Budget	Original Budget	Supplementary	Variance
		2022	2023	2023	2023	Budget	2023
		₦	₦	₦	₦	₦	₦
22020312	Other Materials and Supplies	-	-	878,000.00	878,000.00	-	878,000.00
22020401	Maintenance of Motor Vehicle/Transport Equipment	559,000.00	793,000.00	803,600.00	264,000.00	-	10,600.00
22020402	Maintenance of Office Furniture	-	-	878,000.00	878,000.00	-	878,000.00
22020403	Maintenance of Office Building/Residential Qtrs	-	150,650.00	878,000.00	878,000.00	-	727,350.00
22020404	Maintenance of Office/IT Equipments	45,000.00	24,000.00	220,000.00	220,000.00	-	196,000.00
22020406	Other Maintenance Services	285,000.00	275,000.00	6,143,000.00	6,143,000.00	-	5,868,000.00
22020501	Local Training	460,000.00	49,250.00	88,000.00	88,000.00	-	38,750.00
22020502	International Training	-	50,000.00	54,000.00	54,000.00	-	4,000.00
22020503	Other Trainings	-	-	132,000.00	132,000.00	-	132,000.00
22020601	Security Services	-	-	88,000.00	88,000.00	-	88,000.00
22020701	Financial Consulting	-	219,643.72	220,000.00	220,000.00	-	356.28
22020702	InFormation Technology Consulting	-	245,121.78	439,000.00	439,000.00	-	193,878.22
22020709	Other Consulting Services	-	363,450.00	439,000.00	439,000.00	-	75,550.00
22020801	Motor Vehicle Fuel Cost	110,000.00	79,500.00	88,000.00	88,000.00	-	8,500.00
22020802	Other Transport Equipment Fuel Cost	-	15,000.00	220,000.00	220,000.00	-	205,000.00
22020803	Plant/Generator Fuel Cost	-	432,200.00	527,000.00	527,000.00	-	94,800.00
22020901	Bank Charges (Other Than Interest)	19,557.64	87,178.94	88,900.00	6,000.00	-	1,721.06
22020902	Insurance Premium	-	-	527,000.00	527,000.00	-	527,000.00
22021001	Refreshment & Meals	170,000.00	80,500.00	439,000.00	439,000.00	-	358,500.00
22021002	Honorarium & Sitting Allowance	-	200,000.00	220,000.00	220,000.00	-	20,000.00
22021003	Publicity & Advertisements	40,000.00	40,000.00	264,000.00	264,000.00	-	224,000.00
22021006	Postages & Courier Services	-	-	878,000.00	878,000.00	-	878,000.00
22021007	Welfare Packages	-	60,000.00	264,000.00	264,000.00	-	204,000.00
22021020	Foreign Scholarship Scheme	-	160,000.00	13,163,000.00	13,163,000.00	-	13,003,000.00
22021021	Special Days/Celebrations	-	-	88,000.00	88,000.00	-	88,000.00
22021023	Development Plan Preparation Expenses	-	100,000.00	6,717,000.00	6,717,000.00	-	6,617,000.00
22021025	Other Miscellaneous Expenses	3,415,400.00	428,100,460.30	429,747,500.00	345,750,000.00	-	1,647,039.70
<b>OTHER RECURRENT COSTS Total</b>		<b>14,069,957.64</b>	<b>439,917,554.74</b>	<b>475,622,900.00</b>	<b>387,930,000.00</b>	<b>-</b>	<b>35,705,345.26</b>
<b>012500100100 - Office of the Head of Service Total</b>		<b>517,733,747.08</b>	<b>881,084,021.78</b>	<b>1,245,825,100.00</b>	<b>1,199,128,000.00</b>	<b>-</b>	<b>364,741,078.22</b>
<b>012500500100 - Establishment and Training Department</b>							
<b>PERSONNEL COST</b>							
21010101	Basic-Salary	152,775,536.43	156,692,144.21	161,083,000.00	161,083,000.00	-	4,390,855.79
21010102	Over Time Payments	-	-	4,981,000.00	4,981,000.00	-	4,981,000.00
21020102	Housing/Rent Allowance	14,246,654.39	34,092,025.57	34,773,900.00	-	-	681,874.43
21020103	Transport Allowance	8,022,392.05	10,612,438.12	10,721,000.00	5,187,000.00	-	108,561.88
21020104	Meal Subsidy	1,629,296.61	2,025,575.56	2,036,900.00	1,461,000.00	-	11,324.44
21020105	Utility Allowance	5,183,358.79	5,427,258.31	5,428,700.00	5,360,000.00	-	1,441.69
21020106	Entertainment Allowance	26,865.81	11,940.36	38,000.00	38,000.00	-	26,059.64
21020107	Leave Allowance	12,438,346.13	15,050,303.00	15,076,600.00	13,736,000.00	-	26,297.00
21020108	Domestic Staff Allowance	979,424.33	433,660.32	1,339,000.00	1,339,000.00	-	905,339.68
21020109	Shift Allowance	1,167,343.00	-	-	-	-	-
21020111	Clinical Allowance	482,056.61	-	1,796,000.00	1,796,000.00	-	1,796,000.00
21020112	Harzard Allowance	745,655.24	2,000,505.01	2,040,600.00	-	-	40,094.99
21020114	Teaching Allowance	10,355.51	124,266.12	126,800.00	-	-	2,533.88

Report of the Auditor General on the Accounts of Adamawa State Government for the year ended 31st December 2023

SCHEDULE OF RECURRENT EXPENDITURE CONTD.

Economic Code	Economic Description	Actual 2022 ₦	Actual 2023 ₦	Final Budget 2023 ₦	Original Budget 2023 ₦	Supplementary Budget 2023 ₦	Variance 2023 ₦
21020120	Journal Allowance	324,077.61	-	-	-	-	-
21020121	Wieghing Allowance	108,980.58	160,207.89	160,300.00	160,000.00	-	92.11
21020122	Hardship Allowance	45,000.00	-	49,000.00	49,000.00	-	49,000.00
21020123	Responsibility Allowance	30,000.00	-	-	-	-	-
21020127	UniForm Allowance	38,443.75	-	85,000.00	85,000.00	-	85,000.00
21020135	Furniture Allowance	27,216,452.81	27,899,361.30	27,939,500.00	25,893,000.00	-	40,138.70
21020137	Driver's Allowance	15,000.00	-	74,000.00	74,000.00	-	74,000.00
21020139	Wardrope Allowance	162,038.81	1,809,255.01	1,845,500.00	-	-	36,244.99
21020140	Academic Allowance	324,077.62	-	-	-	-	-
21020141	Accommodation Allowance	3,975,155.18	3,618,509.90	3,690,900.00	-	-	72,390.10
21020142	ICT Allowance	324,077.61	3,618,509.90	3,690,900.00	-	-	72,390.10
21020145	Other Allowances and Benefits	21,152,646.76	17,967,915.31	24,186,000.00	24,186,000.00	-	6,218,084.69
<b>PERSONNEL COST Total</b>		<b>251,423,235.63</b>	<b>281,543,875.89</b>	<b>301,162,600.00</b>	<b>245,428,000.00</b>	<b>-</b>	<b>19,618,724.11</b>
<b>OTHER RECURRENT COSTS</b>							
22020101	Local Travel & Transport: Training	-	-	52,000.00	52,000.00	-	52,000.00
22020102	Local Travel & Transport: Others	856,193.00	395,000.00	1,033,000.00	1,033,000.00	-	638,000.00
22020103	International Travel & Transport: Training	-	-	542,000.00	542,000.00	-	542,000.00
22020104	International Travel & Transport: Others	-	-	542,000.00	542,000.00	-	542,000.00
22020105	Hotel Accommodation - Local	40,000.00	143,800.00	542,000.00	542,000.00	-	398,200.00
22020201	Electricity Charges	20,000.00	-	36,000.00	36,000.00	-	36,000.00
22020204	Satellite Broadcasting Access Charges	190,000.00	577,000.00	582,000.00	582,000.00	-	5,000.00
22020205	Water Rates	-	-	709,000.00	709,000.00	-	709,000.00
22020209	Other Utility Charges	-	-	44,000.00	44,000.00	-	44,000.00
22020305	Printing of Non Security Documents	76,000.00	220,000.00	542,000.00	542,000.00	-	322,000.00
22020312	Other Materials and Supplies	576,200.00	145,000.00	412,000.00	412,000.00	-	267,000.00
22020401	Maintenance of Motor Vehicle/Transport Equipment	120,000.00	773,500.00	785,500.00	178,000.00	-	12,000.00
22020402	Maintenance of Office Furniture	510,000.00	-	41,000.00	41,000.00	-	41,000.00
22020403	Maintenance of Office Building/Residential Qtrs	64,400.00	93,000.00	108,000.00	108,000.00	-	15,000.00
22020405	Maintenance of Plants/Generators	186,300.00	100,000.00	143,000.00	143,000.00	-	43,000.00
22020406	Other Maintenance Services	942,500.00	2,164,500.00	2,183,000.00	2,183,000.00	-	18,500.00
22020501	Local Training	4,789,722.63	5,555,000.00	5,987,000.00	5,987,000.00	-	432,000.00
22020503	Other Trainings	-	-	118,000.00	118,000.00	-	118,000.00
22020601	Security Services	1,120,000.00	800,000.00	1,320,000.00	1,320,000.00	-	520,000.00
22020605	Cleaning & Fumigation Services	1,361,000.00	696,000.00	1,369,000.00	1,369,000.00	-	673,000.00
22020702	InFormation Technology Consulting	-	-	315,000.00	315,000.00	-	315,000.00
22020709	Other Consulting Services	50,000.00	-	512,000.00	512,000.00	-	512,000.00
22020801	Motor Vehicle Fuel Cost	263,000.00	126,000.00	318,000.00	318,000.00	-	192,000.00
22020802	Other Transport Equipment Fuel Cost	-	351,200.00	353,900.00	217,000.00	-	2,700.00
22020803	Plant/Generator Fuel Cost	1,020,000.00	1,090,000.00	1,090,800.00	1,053,000.00	-	800.00
22020806	Cooking Gas/Fuel Cost	-	-	107,000.00	107,000.00	-	107,000.00
22020901	Bank Charges (Other Than Interest)	99,815.03	68,260.64	109,000.00	109,000.00	-	40,739.36
22021004	Medical Expenses-Local	-	-	325,000.00	325,000.00	-	325,000.00
22021006	Postages & Courier Services	-	-	44,000.00	44,000.00	-	44,000.00
22021007	Welfare Packages	564,800.00	60,000.00	867,000.00	867,000.00	-	807,000.00
22021021	Special Days/Celebrations	12,640.00	7,000,000.00	7,005,700.00	6,717,000.00	-	5,700.00

Report of the Auditor General on the Accounts of Adamawa State Government for the year ended 31st December 2023

SCHEDULE OF RECURRENT EXPENDITURE CONTD.

Economic Code	Economic Description	Actual 2022 ₦	Actual 2023 ₦	Final Budget 2023 ₦	Original Budget 2023 ₦	Supplementary Budget 2023 ₦	Variance 2023 ₦
22021023	Development Plan Preparation Expenses	-	-	31,000.00	31,000.00	-	31,000.00
22021025	Other Miscellaneous Expenses	53,320,100.00	20,502,908.18	20,564,200.00	17,442,000.00	-	61,291.82
22021027	Daily Rated Allowance	10,124,500.00	1,405,000.00	10,216,000.00	10,216,000.00	-	8,811,000.00
<b>OTHER RECURRENT COSTS Total</b>		<b>76,307,170.66</b>	<b>42,266,168.82</b>	<b>58,949,100.00</b>	<b>54,756,000.00</b>	<b>-</b>	<b>16,682,931.18</b>
<b>012500500100 - Establishment and Training Department Total</b>		<b>327,730,406.29</b>	<b>323,810,044.71</b>	<b>360,111,700.00</b>	<b>300,184,000.00</b>	<b>-</b>	<b>36,301,655.29</b>
<b>012500700100 - Adamawa State Staff Pension Board</b>							
<b>PERSONNEL COST</b>							
21010101	Basic-Salary	655,446.36	655,446.36	740,000.00	740,000.00	-	84,553.64
21010103	Consolidated Revenue Fund Charge - Salaries	25,733,358.74	9,221,188.60	10,292,000.00	10,292,000.00	-	1,070,811.40
21020102	Housing/Rent Allowance	112,474.62	149,966.16	151,700.00	68,000.00	-	1,733.84
21020103	Transport Allowance	80,471.76	80,471.76	82,000.00	82,000.00	-	1,528.24
21020104	Meal Subsidy	14,922.80	17,907.36	18,100.00	12,000.00	-	192.64
21020105	Utility Allowance	36,753.84	36,753.84	38,000.00	38,000.00	-	1,246.16
21020107	Leave Allowance	60,082.00	65,544.00	67,000.00	67,000.00	-	1,456.00
21020111	Clinical Allowance	2,984.56	-	12,000.00	12,000.00	-	12,000.00
21020145	Other Allowances and Benefits	37,491.54	100,000.00	100,100.00	95,000.00	-	100.00
21030101	Gratuity	1,213,929,037.68	290,652,091.82	692,625,000.00	1,912,625,000.00	-	401,972,908.18
21030102	Pension	6,019,625,821.56	7,107,677,523.23	7,196,905,000.00	6,196,905,000.00	-	89,227,476.77
21030103	Death Benefits	773,320,699.02	328,468,748.04	332,817,500.00	1,032,817,500.00	-	4,348,751.96
21030104	Gratuity Aears	3,750,330.00	-	10,329,000.00	10,329,000.00	-	10,329,000.00
21030106	Other Pension Allowance Gratuity Ex-Gratia Award	154,270,000.00	58,878,456.59	59,534,700.00	26,071,100.00	-	656,243.41
<b>PERSONNEL COST Total</b>		<b>8,191,629,874.48</b>	<b>7,796,004,097.76</b>	<b>8,303,712,100.00</b>	<b>9,190,153,600.00</b>	<b>-</b>	<b>507,708,002.24</b>
<b>OTHER RECURRENT COSTS</b>							
22020101	Local Travel & Transport: Training	-	-	264,000.00	264,000.00	-	264,000.00
22020102	Local Travel & Transport: Others	-	-	176,000.00	176,000.00	-	176,000.00
22020107	Hotel Accommodation - Local Training	-	-	176,000.00	176,000.00	-	176,000.00
22020204	Satellite Broadcasting Access Charges	-	-	71,000.00	71,000.00	-	71,000.00
22020301	Office Stationeries/Computer Consumables	-	60,000.00	176,000.00	176,000.00	-	116,000.00
22020305	Printing of Non Security Documents	-	-	88,000.00	88,000.00	-	88,000.00
22020306	Printing of Security Documents	-	-	264,000.00	264,000.00	-	264,000.00
22020312	Other Materials and Supplies	-	-	264,000.00	264,000.00	-	264,000.00
22020401	Maintenance of Motor Vehicle/Transport Equipment	-	230,000.00	439,000.00	439,000.00	-	209,000.00
22020402	Maintenance of Office Furniture	-	-	439,000.00	439,000.00	-	439,000.00
22020404	Maintenance of Office/IT Equipments	-	-	439,000.00	439,000.00	-	439,000.00
22020405	Maintenance of Plants/Generators	-	-	264,000.00	264,000.00	-	264,000.00
22020406	Other Maintenance Services	-	-	264,000.00	264,000.00	-	264,000.00
22020501	Local Training	-	-	439,000.00	439,000.00	-	439,000.00
22020601	Security Services	600,000.00	720,000.00	1,492,000.00	1,492,000.00	-	772,000.00
22020801	Motor Vehicle Fuel Cost	-	165,000.00	220,000.00	220,000.00	-	55,000.00
22020802	Other Transport Equipment Fuel Cost	-	45,000.00	439,000.00	439,000.00	-	394,000.00
22020901	Bank Charges (Other Than Interest)	40,170.93	150,327.80	153,200.00	9,000.00	-	2,872.20
22021001	Refreshment & Meals	-	220,000.00	439,000.00	439,000.00	-	219,000.00
22021002	Honorarium & Sitting Allowance	-	-	667,000.00	667,000.00	-	667,000.00

Report of the Auditor General on the Accounts of Adamawa State Government for the year ended 31st December 2023

SCHEDULE OF RECURRENT EXPENDITURE CONTD.

Economic Code	Economic Description	Actual 2022 ₦	Actual 2023 ₦	Final Budget 2023 ₦	Original Budget 2023 ₦	Supplementary Budget 2023 ₦	Variance 2023 ₦
22021003	Publicity & Advertisements	-	-	264,000.00	264,000.00	-	264,000.00
22021004	Medical Expenses-Local	-	360,000.00	439,000.00	439,000.00	-	79,000.00
22021007	Welfare Packages	-	-	1,404,000.00	1,404,000.00	-	1,404,000.00
22021008	Subscription to Professional Bodies	-	-	878,000.00	878,000.00	-	878,000.00
22021023	Development Plan Preparation Expenses	-	-	439,000.00	439,000.00	-	439,000.00
22021025	Other Miscellaneous Expenses	1,500,000.00	2,535,000.00	2,633,000.00	2,633,000.00	-	98,000.00
22021027	Daily Rated Allowance	900,000.00	2,280,000.00	2,633,000.00	2,633,000.00	-	353,000.00
<b>OTHER RECURRENT COSTS Total</b>		<b>3,040,170.93</b>	<b>6,765,327.80</b>	<b>15,863,200.00</b>	<b>15,719,000.00</b>	<b>-</b>	<b>9,097,872.20</b>
<b>012500700100 - Adamawa State Staff Pension Board Total</b>		<b>8,194,670,045.41</b>	<b>7,802,769,425.56</b>	<b>8,319,575,300.00</b>	<b>9,205,872,600.00</b>	<b>-</b>	<b>516,805,874.44</b>
<b>012500800100 - Department of Labour and Productivity</b>							
<b>PERSONNEL COST</b>							
21010101	Basic-Salary	357,756.00	357,756.00	405,000.00	405,000.00	-	47,244.00
21020102	Housing/Rent Allowance	61,390.44	81,853.92	82,900.00	32,000.00	-	1,046.08
21020103	Transport Allowance	22,320.81	29,761.08	30,200.00	12,000.00	-	438.92
21020104	Meal Subsidy	4,090.50	5,454.00	5,500.00	5,000.00	-	46.00
21020105	Utility Allowance	15,223.92	15,223.92	17,000.00	17,000.00	-	1,776.08
21020107	Leave Allowance	32,791.00	35,772.00	37,000.00	37,000.00	-	1,228.00
21020111	Clinical Allowance	1,363.50	-	5,000.00	5,000.00	-	5,000.00
21020135	Furniture Allowance	71,550.60	71,550.60	73,000.00	73,000.00	-	1,449.40
21020145	Other Allowances and Benefits	27,903.75	50,000.00	71,000.00	71,000.00	-	21,000.00
<b>PERSONNEL COST Total</b>		<b>594,390.52</b>	<b>647,371.52</b>	<b>726,600.00</b>	<b>657,000.00</b>	<b>-</b>	<b>79,228.48</b>
<b>OTHER RECURRENT COSTS</b>							
22020101	Local Travel & Transport: Training	-	-	176,000.00	176,000.00	-	176,000.00
22020102	Local Travel & Transport: Others	6,000.00	80,000.00	176,000.00	176,000.00	-	96,000.00
22020105	Hotel Accommodation - Local	-	-	170,000.00	170,000.00	-	170,000.00
22020203	Internet Access Charges	-	-	5,000.00	5,000.00	-	5,000.00
22020204	Satellite Broadcasting Access Charges	-	-	33,000.00	33,000.00	-	33,000.00
22020205	Water Rates	10,000.00	-	5,000.00	5,000.00	-	5,000.00
22020209	Other Utility Charges	21,000.00	5,000.00	44,000.00	44,000.00	-	39,000.00
22020301	Office Stationeries/Computer Consumables	15,000.00	13,500.00	16,000.00	16,000.00	-	2,500.00
22020305	Printing of Non Security Documents	2,500.00	-	51,000.00	51,000.00	-	51,000.00
22020306	Printing of Security Documents	10,000.00	-	44,000.00	44,000.00	-	44,000.00
22020309	UniForms & Other Clothing	-	-	12,000.00	12,000.00	-	12,000.00
22020312	Other Materials and Supplies	187,100.00	115,000.00	170,000.00	170,000.00	-	55,000.00
22020402	Maintenance of Office Furniture	35,000.00	-	73,000.00	73,000.00	-	73,000.00
22020404	Maintenance of Office/IT Equipments	30,000.00	26,000.00	73,000.00	73,000.00	-	47,000.00
22020405	Maintenance of Plants/Generators	5,000.00	10,000.00	44,000.00	44,000.00	-	34,000.00
22020406	Other Maintenance Services	134,950.00	71,000.00	129,000.00	129,000.00	-	58,000.00
22020501	Local Training	-	-	170,000.00	170,000.00	-	170,000.00
22020605	Cleaning & Fumigation Services	25,000.00	25,000.00	25,100.00	24,000.00	-	100.00
22020702	Information Technology Consulting	-	-	44,000.00	44,000.00	-	44,000.00
22020801	Motor Vehicle Fuel Cost	13,000.00	20,000.00	43,000.00	43,000.00	-	23,000.00
22020802	Other Transport Equipment Fuel Cost	10,000.00	-	153,000.00	153,000.00	-	153,000.00

Report of the Auditor General on the Accounts of Adamawa State Government for the year ended 31st December 2023

SCHEDULE OF RECURRENT EXPENDITURE CONTD.

Economic Code	Economic Description	Actual	Actual	Final Budget	Original Budget	Supplementary Budget	Variance
		2022	2023	2023	2023	2023	2023
		₦	₦	₦	₦	₦	₦
22020803	Plant/Generator Fuel Cost	27,500.00	40,000.00	44,000.00	44,000.00	-	4,000.00
22020901	Bank Charges (Other Than Interest)	2,995.70	3,980.76	14,000.00	14,000.00	-	10,019.24
22021001	Refreshment & Meals	17,500.00	46,000.00	212,000.00	212,000.00	-	166,000.00
22021004	Medical Expenses-Local	-	-	179,000.00	179,000.00	-	179,000.00
22021006	Postages & Courier Services	6,750.00	-	35,000.00	35,000.00	-	35,000.00
22021007	Welfare Packages	40,000.00	193,000.00	423,000.00	423,000.00	-	230,000.00
22021021	Special Days/Celebrations	15,016,507.66	-	14,040,000.00	14,040,000.00	-	14,040,000.00
22021023	Development Plan Preparation Expenses	103,000.00	-	-	-	-	-
22021025	Other Miscellaneous Expenses	1,417,500.00	2,211,682.75	2,808,000.00	2,808,000.00	-	596,317.25
<b>OTHER RECURRENT COSTS Total</b>		<b>17,136,303.36</b>	<b>2,860,163.51</b>	<b>19,411,100.00</b>	<b>19,410,000.00</b>	<b>-</b>	<b>16,550,936.49</b>
<b>012500800100 - Department of Labour and Productivity Total</b>		<b>17,730,693.88</b>	<b>3,507,535.03</b>	<b>20,137,700.00</b>	<b>20,067,000.00</b>	<b>-</b>	<b>16,630,164.97</b>
<b>014000100100 - Office of the State Auditor General</b>							
<b>PERSONNEL COST</b>							
21010101	Basic-Salary	47,374,030.40	45,639,294.01	56,228,000.00	56,228,000.00	-	10,588,705.99
21010103	Consolidated Revenue Fund Charge - Salaries	908,724.02	-	-	-	-	-
21020102	Housing/Rent Allowance	5,780,229.54	935,902.56	946,600.00	403,000.00	-	10,697.44
21020103	Transport Allowance	5,528,104.04	2,597,513.58	2,626,900.00	1,133,000.00	-	29,386.42
21020104	Meal Subsidy	324,235.93	449,013.30	480,000.00	480,000.00	-	30,986.70
21020105	Utility Allowance	2,152,081.35	1,912,847.87	2,360,000.00	2,360,000.00	-	447,152.13
21020106	Entertainment Allowance	699,405.48	590,817.61	757,000.00	757,000.00	-	166,182.39
21020107	Leave Allowance	4,334,098.14	4,184,224.00	5,577,000.00	5,577,000.00	-	1,392,776.00
21020108	Domestic Staff Allowance	3,559,701.61	2,655,555.93	3,744,000.00	3,744,000.00	-	1,088,444.07
21020109	Shift Allowance	259,253.00	-	812,000.00	812,000.00	-	812,000.00
21020110	Call Duty Allowance	-	-	65,000.00	65,000.00	-	65,000.00
21020111	Clinical Allowance	7,708,886.32	-	9,421,000.00	9,421,000.00	-	9,421,000.00
21020112	Harzard Allowance	15,472,894.91	21,488,799.42	21,918,600.00	-	-	429,800.58
21020120	Journal Allowance	835,747.79	187,180.56	1,759,000.00	1,759,000.00	-	1,571,819.44
21020123	Responsibility Allowance	518,506.00	-	407,000.00	407,000.00	-	407,000.00
21020128	Personal Assistance Allowance	33,155.62	132,622.48	135,300.00	-	-	2,677.52
21020129	Newspapers Allowance	540,741.39	79,573.52	601,000.00	601,000.00	-	521,426.48
21020132	Non Clinical Allowance	29,840.07	-	48,000.00	48,000.00	-	48,000.00
21020135	Furniture Allowance	8,532,990.19	8,047,608.57	8,973,000.00	8,973,000.00	-	925,391.43
21020138	Admin Allowance	207,978.32	311,967.48	315,800.00	123,000.00	-	3,832.52
21020139	Wardrope Allowance	13,766,672.65	21,488,799.42	21,737,500.00	9,054,000.00	-	248,700.58
21020140	Academic Allowance	7,414,579.37	-	9,227,000.00	9,227,000.00	-	9,227,000.00
21020141	Accommodation Allowance	29,493,148.85	42,486,282.05	43,013,600.00	16,122,000.00	-	527,317.95
21020142	ICT Allowance	303,262.75	2,661,425.06	2,714,700.00	-	-	53,274.94
21020143	Motor Vehicle/ Maintenance Allowance	255,450.66	1,333,770.16	1,360,500.00	-	-	26,729.84
21020145	Other Allowances and Benefits	25,522,859.57	15,429,009.56	15,429,700.00	15,397,000.00	-	690.44
<b>PERSONNEL COST Total</b>		<b>181,556,577.97</b>	<b>172,612,207.14</b>	<b>210,658,200.00</b>	<b>142,691,000.00</b>	<b>-</b>	<b>38,045,992.86</b>
<b>OTHER RECURRENT COSTS</b>							
22020101	Local Travel & Transport: Training	3,380,000.00	760,000.00	3,117,000.00	3,117,000.00	-	2,357,000.00
22020102	Local Travel & Transport: Others	5,760,000.00	710,000.00	1,448,000.00	1,448,000.00	-	738,000.00

Report of the Auditor General on the Accounts of Adamawa State Government for the year ended 31st December 2023

SCHEDULE OF RECURRENT EXPENDITURE CONTD.

Economic Code	Economic Description	Actual	Actual	Final Budget	Original Budget	Supplementary	Variance
		2022	2023	2023	2023	Budget	2023
		₦	₦	₦	₦	₦	₦
22020103	International Travel & Transport: Training	-	1,061,000.00	2,221,000.00	2,221,000.00	-	1,160,000.00
22020106	Hotel Accommodation - International	-	731,106.00	1,343,000.00	1,343,000.00	-	611,894.00
22020107	Hotel Accommodation - Local Training	172,000.00	-	550,000.00	550,000.00	-	550,000.00
22020108	Hotel Accommodation - International Training	-	500,000.00	550,000.00	550,000.00	-	50,000.00
22020109	Per-Diem/Estacodes	-	-	550,000.00	550,000.00	-	550,000.00
22020201	Electricity Charges	150,000.00	455,000.00	458,900.00	264,000.00	-	3,900.00
22020202	Telephone Charges	-	80,000.00	132,000.00	132,000.00	-	52,000.00
22020203	Internet Access Charges	10,000.00	45,000.00	636,000.00	636,000.00	-	591,000.00
22020204	Satellite Broadcasting Access Charges	-	90,000.00	132,000.00	132,000.00	-	42,000.00
22020205	Water Rates	25,000.00	-	123,000.00	123,000.00	-	123,000.00
22020206	Sewerage Charges	10,000.00	-	55,000.00	55,000.00	-	55,000.00
22020207	Leased Communication Lines(s)	-	30,000.00	53,000.00	53,000.00	-	23,000.00
22020209	Other Utility Charges	8,000.00	60,000.00	88,000.00	88,000.00	-	28,000.00
22020301	Office Stationeries/Computer Consumables	682,500.00	1,050,000.00	1,052,800.00	913,000.00	-	2,800.00
22020305	Printing of Non Security Documents	19,000.00	-	-	-	-	-
22020312	Other Materials and Supplies	280,000.00	873,150.00	879,500.00	558,000.00	-	6,350.00
22020401	Maintenance of Motor Vehicle/Transport Equipment	203,000.00	540,000.00	558,000.00	558,000.00	-	18,000.00
22020402	Maintenance of Office Furniture	389,900.00	680,000.00	932,000.00	932,000.00	-	252,000.00
22020403	Maintenance of Office Building/Residential Qtrs	-	780,000.00	781,100.00	726,000.00	-	1,100.00
22020404	Maintenance of Office/IT Equipments	1,384,700.00	1,130,000.00	1,164,000.00	1,164,000.00	-	34,000.00
22020405	Maintenance of Plants/Generators	70,000.00	-	-	-	-	-
22020406	Other Maintenance Services	-	120,000.00	176,000.00	176,000.00	-	56,000.00
22020501	Local Training	-	940,000.00	2,275,000.00	2,275,000.00	-	1,335,000.00
22020502	International Training	-	670,000.00	2,275,000.00	2,275,000.00	-	1,605,000.00
22020503	Other Trainings	-	1,929,000.00	2,275,000.00	2,275,000.00	-	346,000.00
22020601	Security Services	-	770,000.00	1,317,000.00	1,317,000.00	-	547,000.00
22020604	Security Vote (Including Operations)	-	-	571,000.00	571,000.00	-	571,000.00
22020605	Cleaning & Fumigation Services	-	120,000.00	395,000.00	395,000.00	-	275,000.00
22020701	Financial Consulting	42,150,000.00	72,369,230.00	72,768,700.00	52,399,000.00	-	399,470.00
22020702	Information Technology Consulting	60,000.00	-	1,371,000.00	1,371,000.00	-	1,371,000.00
22020703	Legal Services	-	-	1,317,000.00	1,317,000.00	-	1,317,000.00
22020709	Other Consulting Services	65,079,561.88	50,175,600.00	78,567,000.00	78,567,000.00	-	28,391,400.00
22020801	Motor Vehicle Fuel Cost	760,500.00	1,907,000.00	1,909,200.00	1,799,000.00	-	2,200.00
22020802	Other Transport Equipment Fuel Cost	110,000.00	616,816.00	1,317,000.00	1,317,000.00	-	700,184.00
22020803	Plant/Generator Fuel Cost	268,700.00	310,000.00	659,000.00	659,000.00	-	349,000.00
22020901	Bank Charges (Other Than Interest)	152,838.10	165,287.64	220,000.00	220,000.00	-	54,712.36
22020902	Insurance Premium	-	40,000.00	351,000.00	351,000.00	-	311,000.00
22021001	Refreshment & Meals	495,000.00	200,000.00	351,000.00	351,000.00	-	151,000.00
22021002	Honorarium & Sitting Allowance	240,000.00	787,000.00	799,300.00	176,000.00	-	12,300.00
22021003	Publicity & Advertisements	100,000.00	-	509,000.00	509,000.00	-	509,000.00
22021004	Medical Expenses-Local	-	100,000.00	615,000.00	615,000.00	-	515,000.00
22021006	Postages & Courier Services	-	-	137,000.00	137,000.00	-	137,000.00
22021007	Welfare Packages	-	-	1,755,000.00	1,755,000.00	-	1,755,000.00
22021025	Other Miscellaneous Expenses	16,660,436.00	7,584,161.25	7,617,300.00	5,928,000.00	-	33,138.75
22021026	Monitoring and Evaluation Recurrent	-	30,000.00	1,357,000.00	1,357,000.00	-	1,327,000.00
<b>OTHER RECURRENT COSTS Total</b>		<b>138,621,135.98</b>	<b>148,409,350.89</b>	<b>197,728,800.00</b>	<b>174,225,000.00</b>	<b>-</b>	<b>49,319,449.11</b>

Report of the Auditor General on the Accounts of Adamawa State Government for the year ended 31st December 2023

SCHEDULE OF RECURRENT EXPENDITURE CONTD.

Economic Code	Economic Description	Actual 2022 ₦	Actual 2023 ₦	Final Budget 2023 ₦	Original Budget 2023 ₦	Supplementary Budget 2023 ₦	Variance 2023 ₦
<b>014000100100 - Office of the State Auditor General Total</b>		<b>320,177,713.95</b>	<b>321,021,558.03</b>	<b>408,387,000.00</b>	<b>316,916,000.00</b>	<b>-</b>	<b>87,365,441.97</b>
<b>014000200100 - Office of the Auditor General for Local Government</b>							
<b>PERSONNEL COST</b>							
21010101	Basic-Salary	29,651,839.43	31,111,409.19	36,163,000.00	36,163,000.00	-	5,051,590.81
21010103	Consolidated Revenue Fund Charge - Salaries	2,160,000.00	900,000.00	900,600.00	870,000.00	-	600.00
21020102	Housing/Rent Allowance	5,400,924.63	6,534,252.65	6,606,100.00	2,943,000.00	-	71,847.35
21020103	Transport Allowance	5,420,383.04	1,710,801.03	1,730,200.00	743,000.00	-	19,398.97
21020104	Meal Subsidy	210,102.41	261,212.50	304,000.00	304,000.00	-	42,787.50
21020105	Utility Allowance	1,232,420.76	1,042,524.33	1,456,000.00	1,456,000.00	-	413,475.67
21020106	Entertainment Allowance	329,948.49	196,704.97	447,000.00	447,000.00	-	250,295.03
21020107	Leave Allowance	2,264,763.14	2,696,267.00	3,353,000.00	3,353,000.00	-	656,733.00
21020108	Domestic Staff Allowance	2,240,459.48	2,515,497.55	2,516,100.00	2,490,000.00	-	602.45
21020111	Clinical Allowance	971,011.60	-	3,122,000.00	3,122,000.00	-	3,122,000.00
21020112	Harzard Allowance	3,033,503.53	3,033,355.60	3,094,100.00	-	-	60,744.40
21020117	Outfit Allowance	2,740,090.15	3,918,188.51	3,967,200.00	1,471,000.00	-	49,011.49
21020120	Journal Allowance	15,598.38	50,095.14	51,100.00	-	-	1,004.86
21020122	Hardship Allowance	2,381,957.78	3,918,188.51	3,939,600.00	2,851,000.00	-	21,411.49
21020128	Personal Assistance Allowance	881,077.40	-	2,375,000.00	2,375,000.00	-	2,375,000.00
21020135	Furniture Allowance	5,698,498.45	5,458,862.30	6,113,000.00	6,113,000.00	-	654,137.70
21020137	Driver's Allowance	330,061.88	233,975.64	238,700.00	-	-	4,724.36
21020138	Admin Allowance	103,989.16	77,991.87	169,000.00	169,000.00	-	91,008.13
21020139	Wardrope Allowance	620,381.18	3,033,355.60	3,094,100.00	-	-	60,744.40
21020140	Academic Allowance	1,214,672.32	-	2,446,000.00	2,446,000.00	-	2,446,000.00
21020145	Other Allowances and Benefits	17,571,301.48	16,953,086.71	23,086,000.00	23,086,000.00	-	6,132,913.29
<b>PERSONNEL COST Total</b>		<b>84,472,984.69</b>	<b>83,645,769.10</b>	<b>105,171,800.00</b>	<b>90,402,000.00</b>	<b>-</b>	<b>21,526,030.90</b>
<b>OTHER RECURRENT COSTS</b>							
22020101	Local Travel & Transport: Training	110,000.00	-	120,000.00	120,000.00	-	120,000.00
22020102	Local Travel & Transport: Others	247,450.00	-	-	-	-	-
22020201	Electricity Charges	153,500.00	43,250.00	510,000.00	510,000.00	-	466,750.00
22020204	Satellite Broadcasting Access Charges	10,000.00	-	11,000.00	11,000.00	-	11,000.00
22020209	Other Utility Charges	15,000.00	-	17,000.00	17,000.00	-	17,000.00
22020301	Office Stationeries/Computer Consumables	75,500.00	51,700.00	116,000.00	116,000.00	-	64,300.00
22020305	Printing of Non Security Documents	65,000.00	-	22,000.00	22,000.00	-	22,000.00
22020401	Maintenance of Motor Vehicle/Transport Equipment	259,000.00	-	358,000.00	358,000.00	-	358,000.00
22020402	Maintenance of Office Furniture	66,500.00	-	-	-	-	-
22020404	Maintenance of Office/IT Equipments	166,050.00	56,750.00	57,000.00	57,000.00	-	250.00
22020405	Maintenance of Plants/Generators	72,500.00	-	59,000.00	59,000.00	-	59,000.00
22020406	Other Maintenance Services	68,500.00	20,000.00	70,000.00	70,000.00	-	50,000.00
22020801	Motor Vehicle Fuel Cost	75,000.00	68,000.00	240,000.00	240,000.00	-	172,000.00
22020802	Other Transport Equipment Fuel Cost	70,000.00	-	-	-	-	-
22020803	Plant/Generator Fuel Cost	80,000.00	40,000.00	434,000.00	434,000.00	-	394,000.00
22020901	Bank Charges (Other Than Interest)	3,151.50	5,306.21	6,000.00	6,000.00	-	693.79
22021001	Refreshment & Meals	15,000.00	10,000.00	325,000.00	325,000.00	-	315,000.00



Report of the Auditor General on the Accounts of Adamawa State Government for the year ended 31st December 2023

SCHEDULE OF RECURRENT EXPENDITURE CONTD.

Economic Code	Economic Description	Actual	Actual	Final Budget	Original Budget	Supplementary	Variance
		2022	2023	2023	2023	Budget	2023
		₦	₦	₦	₦	₦	₦
22021002	Honorarium & Sitting Allowance	287,000.00	-	-	-	-	-
22021004	Medical Expenses-Local	424,000.00	-	702,000.00	702,000.00	-	702,000.00
22021007	Welfare Packages	103,000.00	94,000.00	198,000.00	198,000.00	-	104,000.00
22021025	Other Miscellaneous Expenses	341,000.00	631,300.00	672,000.00	672,000.00	-	40,700.00
22021027	Daily Rated Allowance	-	2,950,000.00	4,659,000.00	4,659,000.00	-	1,709,000.00
<b>OTHER RECURRENT COSTS Total</b>		<b>2,707,151.50</b>	<b>3,970,306.21</b>	<b>8,576,000.00</b>	<b>8,576,000.00</b>	<b>-</b>	<b>4,605,693.79</b>
<b>014000200100 - Office of the Auditor General for Local Government Total</b>		<b>87,180,136.19</b>	<b>87,616,075.31</b>	<b>113,747,800.00</b>	<b>98,978,000.00</b>	<b>-</b>	<b>26,131,724.69</b>
<b>014000300100 - Audit Commission</b>							
<b>PERSONNEL COST</b>							
21010101	Basic-Salary	-	-	1,051,000.00	1,051,000.00	-	1,051,000.00
21010103	Consolidated Revenue Fund Charge - Salaries	-	-	1,225,000.00	1,225,000.00	-	1,225,000.00
21020102	Housing/Rent Allowance	-	-	740,000.00	740,000.00	-	740,000.00
21020103	Transport Allowance	-	-	269,000.00	269,000.00	-	269,000.00
21020104	Meal Subsidy	-	-	49,000.00	49,000.00	-	49,000.00
21020105	Utility Allowance	-	-	147,000.00	147,000.00	-	147,000.00
21020106	Entertainment Allowance	-	-	17,000.00	17,000.00	-	17,000.00
21020107	Leave Allowance	-	-	325,000.00	325,000.00	-	325,000.00
21020112	Harzard Allowance	-	-	510,000.00	510,000.00	-	510,000.00
21020117	Outfit Allowance	-	-	526,000.00	526,000.00	-	526,000.00
21020135	Furniture Allowance	-	-	415,000.00	415,000.00	-	415,000.00
21020145	Other Allowances and Benefits	-	-	1,609,000.00	1,609,000.00	-	1,609,000.00
<b>PERSONNEL COST Total</b>		<b>-</b>	<b>-</b>	<b>6,883,000.00</b>	<b>6,883,000.00</b>	<b>-</b>	<b>6,883,000.00</b>
<b>OTHER RECURRENT COSTS</b>							
22020101	Local Travel & Transport: Training	-	-	629,000.00	629,000.00	-	629,000.00
22020102	Local Travel & Transport: Others	-	-	894,000.00	894,000.00	-	894,000.00
22020201	Electricity Charges	-	-	215,000.00	215,000.00	-	215,000.00
22020202	Telephone Charges	-	-	36,000.00	36,000.00	-	36,000.00
22020204	Satellite Broadcasting Access Charges	-	-	75,000.00	75,000.00	-	75,000.00
22020205	Water Rates	-	-	58,000.00	58,000.00	-	58,000.00
22020209	Other Utility Charges	-	-	90,000.00	90,000.00	-	90,000.00
22020301	Office Stationeries/Computer Consumables	-	-	208,000.00	208,000.00	-	208,000.00
22020305	Printing of Non Security Documents	-	-	60,000.00	60,000.00	-	60,000.00
22020306	Printing of Security Documents	-	-	190,000.00	190,000.00	-	190,000.00
22020307	Drugs/Laboratory/Medical Supplies	-	-	388,000.00	388,000.00	-	388,000.00
22020311	Food Stuff/Catering Materials Supplies	-	-	60,000.00	60,000.00	-	60,000.00
22020312	Other Materials and Supplies	-	-	90,000.00	90,000.00	-	90,000.00
22020401	Maintenance of Motor Vehicle/Transport Equipment	-	-	215,000.00	215,000.00	-	215,000.00
22020402	Maintenance of Office Furniture	-	-	120,000.00	120,000.00	-	120,000.00
22020403	Maintenance of Office Building/Residential Qtrs	-	-	120,000.00	120,000.00	-	120,000.00
22020404	Maintenance of Office/IT Equipments	-	-	120,000.00	120,000.00	-	120,000.00
22020405	Maintenance of Plants/Generators	-	-	149,000.00	149,000.00	-	149,000.00
22020406	Other Maintenance Services	-	-	120,000.00	120,000.00	-	120,000.00
22020501	Local Training	-	-	120,000.00	120,000.00	-	120,000.00

Report of the Auditor General on the Accounts of Adamawa State Government for the year ended 31st December 2023

SCHEDULE OF RECURRENT EXPENDITURE CONTD.

Economic Code	Economic Description	Actual	Actual	Final Budget	Original Budget	Supplementary	Variance
		2022	2023	2023	2023	Budget	2023
		₦	₦	₦	₦	₦	₦
22020601	Security Services	-	-	90,000.00	90,000.00	-	90,000.00
22020602	Office Rent	-	-	120,000.00	120,000.00	-	120,000.00
22020801	Motor Vehicle Fuel Cost	-	-	93,000.00	93,000.00	-	93,000.00
22020802	Other Transport Equipment Fuel Cost	-	-	90,000.00	90,000.00	-	90,000.00
22020803	Plant/Generator Fuel Cost	-	-	120,000.00	120,000.00	-	120,000.00
22020901	Bank Charges (Other Than Interest)	-	-	30,000.00	30,000.00	-	30,000.00
22021001	Refreshment & Meals	-	-	188,000.00	188,000.00	-	188,000.00
22021002	Honorarium & Sitting Allowance	-	-	483,000.00	483,000.00	-	483,000.00
22021004	Medical Expenses-Local	-	-	271,000.00	271,000.00	-	271,000.00
22021006	Postages & Courier Services	-	-	30,000.00	30,000.00	-	30,000.00
22021007	Welfare Packages	-	-	298,000.00	298,000.00	-	298,000.00
22021008	Subscription to Professional Bodies	-	-	120,000.00	120,000.00	-	120,000.00
22021025	Other Miscellaneous Expenses	-	-	271,000.00	271,000.00	-	271,000.00
<b>OTHER RECURRENT COSTS Total</b>		-	-	<b>6,161,000.00</b>	<b>6,161,000.00</b>	-	<b>6,161,000.00</b>
<b>014000300100 - Audit Commission Total</b>		-	-	<b>13,044,000.00</b>	<b>13,044,000.00</b>	-	<b>13,044,000.00</b>
<b>014700100100 - Civil Service Commission</b>							
<b>PERSONNEL COST</b>							
21010101	Basic-Salary	2,766,361.02	2,779,002.40	3,340,000.00	3,340,000.00	-	560,997.60
21010103	Consolidated Revenue Fund Charge - Salaries	27,516,018.24	20,708,201.58	20,902,200.00	11,013,000.00	-	193,998.42
21020102	Housing/Rent Allowance	474,461.52	635,836.74	642,800.00	289,000.00	-	6,963.26
21020103	Transport Allowance	313,409.50	297,553.80	321,000.00	321,000.00	-	23,446.20
21020104	Meal Subsidy	48,883.68	64,678.36	65,100.00	47,000.00	-	421.64
21020105	Utility Allowance	142,239.84	141,947.16	154,000.00	154,000.00	-	12,052.84
21020107	Leave Allowance	206,514.00	275,352.00	275,700.00	260,000.00	-	348.00
21020110	Call Duty Allowance	-	-	10,000.00	10,000.00	-	10,000.00
21020111	Clinical Allowance	10,863.04	-	45,000.00	45,000.00	-	45,000.00
21020135	Furniture Allowance	161,527.80	174,471.12	175,000.00	175,000.00	-	528.88
21020145	Other Allowances and Benefits	195,967.64	400,000.00	466,000.00	466,000.00	-	66,000.00
<b>PERSONNEL COST Total</b>		<b>31,836,246.28</b>	<b>25,477,043.16</b>	<b>26,396,800.00</b>	<b>16,120,000.00</b>	-	<b>919,756.84</b>
<b>OTHER RECURRENT COSTS</b>							
22020101	Local Travel & Transport: Training	171,700.00	1,632,800.00	2,161,000.00	2,161,000.00	-	528,200.00
22020102	Local Travel & Transport: Others	4,487,000.00	2,335,900.00	3,510,000.00	3,510,000.00	-	1,174,100.00
22020201	Electricity Charges	361,000.00	310,500.00	351,000.00	351,000.00	-	40,500.00
22020202	Telephone Charges	-	-	9,000.00	9,000.00	-	9,000.00
22020204	Satellite Broadcasting Access Charges	-	123,000.00	132,000.00	132,000.00	-	9,000.00
22020205	Water Rates	16,000.00	262,000.00	264,000.00	264,000.00	-	2,000.00
22020209	Other Utility Charges	625,500.00	732,000.00	960,000.00	960,000.00	-	228,000.00
22020301	Office Stationeries/Computer Consumables	1,002,200.00	1,721,500.00	10,488,000.00	10,488,000.00	-	8,766,500.00
22020305	Printing of Non Security Documents	-	-	2,753,000.00	2,753,000.00	-	2,753,000.00
22020306	Printing of Security Documents	-	-	1,344,000.00	1,344,000.00	-	1,344,000.00
22020312	Other Materials and Supplies	200,000.00	183,000.00	27,124,000.00	27,124,000.00	-	26,941,000.00
22020401	Maintenance of Motor Vehicle/Transport Equipment	-	276,000.00	439,000.00	439,000.00	-	163,000.00
22020402	Maintenance of Office Furniture	65,000.00	300,000.00	615,000.00	615,000.00	-	315,000.00

Report of the Auditor General on the Accounts of Adamawa State Government for the year ended 31st December 2023

SCHEDULE OF RECURRENT EXPENDITURE CONTD.

Economic Code	Economic Description	Actual	Actual	Final Budget	Original Budget	Supplementary Budget	Variance
		2022	2023	2023	2023	2023	2023
		₦	₦	₦	₦	₦	₦
22020403	Maintenance of Office Building/Residential Qtrs	302,700.00	565,600.00	702,000.00	702,000.00	-	136,400.00
22020404	Maintenance of Office/IT Equipments	1,735,800.00	2,582,100.00	2,633,000.00	2,633,000.00	-	50,900.00
22020405	Maintenance of Plants/Generators	205,200.00	30,000.00	264,000.00	264,000.00	-	234,000.00
22020406	Other Maintenance Services	280,162.26	80,300.00	351,000.00	351,000.00	-	270,700.00
22020501	Local Training	-	-	88,000.00	88,000.00	-	88,000.00
22020601	Security Services	-	-	14,000.00	14,000.00	-	14,000.00
22020605	Cleaning & Fumigation Services	-	-	88,000.00	88,000.00	-	88,000.00
22020709	Other Consulting Services	193,000.00	100,000.00	10,628,000.00	10,628,000.00	-	10,528,000.00
22020801	Motor Vehicle Fuel Cost	119,000.00	918,000.00	1,302,000.00	1,302,000.00	-	384,000.00
22020802	Other Transport Equipment Fuel Cost	-	-	21,000.00	21,000.00	-	21,000.00
22020803	Plant/Generator Fuel Cost	247,500.00	280,500.00	13,176,000.00	13,176,000.00	-	12,895,500.00
22020901	Bank Charges (Other Than Interest)	74,231.33	35,198.16	35,500.00	22,000.00	-	301.84
22021001	Refreshment & Meals	54,000.00	152,900.00	264,000.00	264,000.00	-	111,100.00
22021002	Honorarium & Sitting Allowance	259,500.00	1,077,200.00	1,317,000.00	1,317,000.00	-	239,800.00
22021003	Publicity & Advertisements	165,000.00	28,000.00	88,000.00	88,000.00	-	60,000.00
22021004	Medical Expenses-Local	1,237,000.00	1,132,000.00	1,320,000.00	1,320,000.00	-	188,000.00
22021006	Postages & Courier Services	-	-	9,000.00	9,000.00	-	9,000.00
22021007	Welfare Packages	959,500.00	2,326,000.00	3,045,000.00	3,045,000.00	-	719,000.00
22021025	Other Miscellaneous Expenses	975,700.00	7,564,775.77	55,911,000.00	55,911,000.00	-	48,346,224.23
22021026	Monitoring and Evaluation Recurrent	980,000.00	-	1,755,000.00	1,755,000.00	-	1,755,000.00
22021027	Daily Rated Allowance	1,791,000.00	3,037,000.00	3,250,000.00	3,250,000.00	-	213,000.00
<b>OTHER RECURRENT COSTS Total</b>		<b>16,507,693.59</b>	<b>27,786,273.93</b>	<b>146,411,500.00</b>	<b>146,398,000.00</b>	<b>-</b>	<b>118,625,226.07</b>
<b>014700100100 - Civil Service Commission Total</b>		<b>48,343,939.87</b>	<b>53,263,317.09</b>	<b>172,808,300.00</b>	<b>162,518,000.00</b>	<b>-</b>	<b>119,544,982.91</b>
<b>014800100100 - Adamawa State Independence Electoral Commission</b>							
<b>PERSONNEL COST</b>							
21010101	Basic-Salary	10,253,840.24	10,220,882.24	55,159,000.00	55,159,000.00	-	44,938,117.76
21010103	Consolidated Revenue Fund Charge - Salaries	39,254,939.18	16,386,911.76	28,298,000.00	28,298,000.00	-	11,911,088.24
21020102	Housing/Rent Allowance	1,634,751.97	2,211,554.88	6,593,000.00	6,593,000.00	-	4,381,445.12
21020103	Transport Allowance	679,290.94	652,822.72	1,917,000.00	1,917,000.00	-	1,264,177.28
21020104	Meal Subsidy	89,330.73	104,490.72	330,000.00	330,000.00	-	225,509.28
21020105	Utility Allowance	345,998.91	353,151.84	1,932,000.00	1,932,000.00	-	1,578,848.16
21020106	Entertainment Allowance	33,116.22	39,086.40	361,000.00	361,000.00	-	321,913.60
21020107	Leave Allowance	647,659.00	942,768.00	4,078,000.00	4,078,000.00	-	3,135,232.00
21020108	Domestic Staff Allowance	1,084,150.80	1,300,980.96	4,861,000.00	4,861,000.00	-	3,560,019.04
21020110	Call Duty Allowance	413,076.00	-	610,000.00	610,000.00	-	610,000.00
21020111	Clinical Allowance	17,865.35	-	41,000.00	41,000.00	-	41,000.00
21020114	Teaching Allowance	-	925,097.28	943,600.00	-	-	18,502.72
21020123	Responsibility Allowance	136,005.00	229,764.00	234,400.00	-	-	4,636.00
21020127	UniForm Allowance	228,999.86	-	325,000.00	325,000.00	-	325,000.00
21020135	Furniture Allowance	1,672,346.44	1,698,755.82	9,466,000.00	9,466,000.00	-	7,767,244.18
21020137	Driver's Allowance	38,294.00	-	84,000.00	84,000.00	-	84,000.00
21020142	ICT Allowance	-	180,000.00	183,600.00	-	-	3,600.00
21020145	Other Allowances and Benefits	2,870,807.20	2,802,304.00	14,420,000.00	14,420,000.00	-	11,617,696.00
<b>PERSONNEL COST Total</b>		<b>59,400,471.84</b>	<b>38,048,570.62</b>	<b>129,836,600.00</b>	<b>128,475,000.00</b>	<b>-</b>	<b>91,788,029.38</b>

Report of the Auditor General on the Accounts of Adamawa State Government for the year ended 31st December 2023

SCHEDULE OF RECURRENT EXPENDITURE CONTD.

Economic Code	Economic Description	Actual 2022 ₦	Actual 2023 ₦	Final Budget 2023 ₦	Original Budget 2023 ₦	Supplementary Budget 2023 ₦	Variance 2023 ₦
<b>OTHER RECURRENT COSTS</b>							
22020101	Local Travel & Transport: Training	270,600.00	119,300.00	132,000.00	132,000.00	-	12,700.00
22020203	Internet Access Charges	46,000.00	9,525,000.00	9,712,900.00	132,000.00	-	187,900.00
22020301	Office Stationeries/Computer Consumables	50,000.00	38,000.00	44,000.00	44,000.00	-	6,000.00
22020401	Maintenance of Motor Vehicle/Transport Equipment	-	-	44,000.00	44,000.00	-	44,000.00
22020402	Maintenance of Office Furniture	92,400.00	-	106,000.00	106,000.00	-	106,000.00
22020404	Maintenance of Office/IT Equipments	600,000.00	85,000.00	88,000.00	88,000.00	-	3,000.00
22020406	Other Maintenance Services	-	2,500,000.00	2,549,300.00	36,000.00	-	49,300.00
22020801	Motor Vehicle Fuel Cost	150,000.00	20,050,000.00	20,445,800.00	264,000.00	-	395,800.00
22020803	Plant/Generator Fuel Cost	45,000.00	-	53,000.00	53,000.00	-	53,000.00
22020901	Bank Charges (Other Than Interest)	189,529.53	495,196.79	505,100.00	3,000.00	-	9,903.21
22020903	Other Financial Charges	158,000.00	-	-	-	-	-
22021001	Refreshment & Meals	-	55,500.00	61,000.00	61,000.00	-	5,500.00
22021002	Honorarium & Sitting Allowance	-	-	14,000.00	14,000.00	-	14,000.00
22021004	Medical Expenses-Local	5,398,800.00	7,234,000.00	7,373,700.00	253,000.00	-	139,700.00
22021007	Welfare Packages	-	-	80,000.00	80,000.00	-	80,000.00
22021025	Other Miscellaneous Expenses	4,703,600.00	20,320,995.19	20,690,800.00	1,834,000.00	-	369,804.81
22021027	Daily Rated Allowance	1,427,000.00	43,304,300.00	44,155,200.00	764,000.00	-	850,900.00
<b>OTHER RECURRENT COSTS Total</b>		<b>13,130,929.53</b>	<b>103,727,291.98</b>	<b>106,054,800.00</b>	<b>3,908,000.00</b>	<b>-</b>	<b>2,327,508.02</b>
<b>014800100100 - Adamawa State Independence Electoral Commission Total</b>		<b>72,531,401.37</b>	<b>141,775,862.60</b>	<b>235,891,400.00</b>	<b>132,383,000.00</b>	<b>-</b>	<b>94,115,537.40</b>
<b>014900100100 - Local Government Service Commission</b>							
<b>PERSONNEL COST</b>							
21010101	Basic-Salary	676,649.52	676,649.52	818,000.00	818,000.00	-	141,350.48
21010103	Consolidated Revenue Fund Charge - Salaries	32,943,579.16	13,752,837.35	13,764,200.00	13,185,000.00	-	11,362.65
21020102	Housing/Rent Allowance	117,356.02	154,818.24	156,600.00	70,000.00	-	1,781.76
21020103	Transport Allowance	61,335.93	68,369.28	68,600.00	57,000.00	-	230.72
21020104	Meal Subsidy	9,938.72	14,908.08	15,000.00	12,000.00	-	91.92
21020105	Utility Allowance	34,997.76	34,997.76	39,000.00	39,000.00	-	4,002.24
21020107	Leave Allowance	62,029.00	67,668.00	74,000.00	74,000.00	-	6,332.00
21020111	Clinical Allowance	3,727.02	-	11,000.00	11,000.00	-	11,000.00
21020135	Furniture Allowance	77,659.92	77,659.92	85,000.00	85,000.00	-	7,340.08
21020145	Other Allowances and Benefits	45,737.91	100,000.00	124,000.00	124,000.00	-	24,000.00
<b>PERSONNEL COST Total</b>		<b>34,033,010.96</b>	<b>14,947,908.15</b>	<b>15,155,400.00</b>	<b>14,475,000.00</b>	<b>-</b>	<b>207,491.85</b>
<b>OTHER RECURRENT COSTS</b>							
22020209	Other Utility Charges	87,100.00	153,000.00	153,000.00	153,000.00	-	-
22020301	Office Stationeries/Computer Consumables	66,900.00	10,000.00	53,000.00	53,000.00	-	43,000.00
22020404	Maintenance of Office/IT Equipments	-	25,000.00	27,000.00	27,000.00	-	2,000.00
22020405	Maintenance of Plants/Generators	-	44,000.00	44,000.00	44,000.00	-	-
22020406	Other Maintenance Services	28,000.00	75,800.00	79,000.00	79,000.00	-	3,200.00
22020801	Motor Vehicle Fuel Cost	9,000.00	24,000.00	27,000.00	27,000.00	-	3,000.00
22020901	Bank Charges (Other Than Interest)	2,129.00	3,277.03	9,000.00	9,000.00	-	5,722.97
22021001	Refreshment & Meals	5,000.00	54,000.00	54,200.00	44,000.00	-	200.00

Report of the Auditor General on the Accounts of Adamawa State Government for the year ended 31st December 2023

SCHEDULE OF RECURRENT EXPENDITURE CONTD.

Economic Code	Economic Description	Actual	Actual	Final Budget	Original Budget	Supplementary Budget	Variance
		2022	2023	2023	2023	2023	2023
		₦	₦	₦	₦	₦	₦
22021002	Honorarium & Sitting Allowance	-	44,000.00	44,000.00	44,000.00	-	-
22021003	Publicity & Advertisements	-	44,000.00	44,000.00	44,000.00	-	-
22021004	Medical Expenses-Local	-	-	9,000.00	9,000.00	-	9,000.00
22021006	Postages & Courier Services	5,000.00	44,000.00	44,000.00	44,000.00	-	-
22021007	Welfare Packages	-	82,200.00	88,000.00	88,000.00	-	5,800.00
22021014	Budget Preparation Expensis	-	88,000.00	88,000.00	88,000.00	-	-
22021025	Other Miscellaneous Expenses	385,500.00	415,000.00	439,000.00	439,000.00	-	24,000.00
22021027	Daily Rated Allowance	480,000.00	572,000.00	632,000.00	632,000.00	-	60,000.00
<b>OTHER RECURRENT COSTS Total</b>		<b>1,068,629.00</b>	<b>1,678,277.03</b>	<b>1,834,200.00</b>	<b>1,824,000.00</b>	<b>-</b>	<b>155,922.97</b>
<b>014900100100 - Local Government Service Commission Total</b>		<b>35,101,639.96</b>	<b>16,626,185.18</b>	<b>16,989,600.00</b>	<b>16,299,000.00</b>	<b>-</b>	<b>363,414.82</b>
<b>016100100100 - Office of the Secretary to the State Government</b>							
<b>PERSONNEL COST</b>							
21010101	Basic-Salary	3,485,655.80	3,181,175.18	14,159,000.00	14,159,000.00	-	10,977,824.82
21010103	Consolidated Revenue Fund Charge - Salaries	6,474,516.46	25,313,478.38	229,251,000.00	229,251,000.00	-	203,937,521.62
21020102	Housing/Rent Allowance	531,547.97	727,850.86	1,135,000.00	1,135,000.00	-	407,149.14
21020103	Transport Allowance	210,614.28	238,911.51	524,000.00	524,000.00	-	285,088.49
21020104	Meal Subsidy	38,394.46	47,819.47	128,000.00	128,000.00	-	80,180.53
21020105	Utility Allowance	128,880.90	120,249.23	465,000.00	465,000.00	-	344,750.77
21020107	Leave Allowance	317,812.00	312,705.00	1,252,000.00	1,252,000.00	-	939,295.00
21020111	Clinical Allowance	12,714.84	-	115,000.00	115,000.00	-	115,000.00
21020135	Furniture Allowance	558,570.33	500,473.56	2,039,000.00	2,039,000.00	-	1,538,526.44
21020145	Other Allowances and Benefits	309,012.14	350,000.00	1,314,000.00	1,314,000.00	-	964,000.00
21020146	Consolidated Political Office Holders' Allowances	-	-	260,834,000.00	770,834,000.00	-	260,834,000.00
21030101	Gratuity	-	100,000,000.00	102,000,000.00	-	-	2,000,000.00
<b>PERSONNEL COST Total</b>		<b>12,067,719.18</b>	<b>130,792,663.19</b>	<b>613,216,000.00</b>	<b>1,021,216,000.00</b>	<b>-</b>	<b>482,423,336.81</b>
<b>OTHER RECURRENT COSTS</b>							
22020101	Local Travel & Transport: Training	12,049,339.10	2,365,200.00	16,359,000.00	16,359,000.00	-	13,993,800.00
22020102	Local Travel & Transport: Others	8,692,292.72	11,105,578.70	32,663,000.00	32,663,000.00	-	21,557,421.30
22020103	International Travel & Transport: Training	253,800.00	-	13,163,000.00	13,163,000.00	-	13,163,000.00
22020104	International Travel & Transport: Others	-	1,576,000.00	17,550,000.00	17,550,000.00	-	15,974,000.00
22020105	Hotel Accommodation - Local	9,148,621.50	2,418,100.00	8,775,000.00	8,775,000.00	-	6,356,900.00
22020106	Hotel Accommodation - International	-	-	8,775,000.00	8,775,000.00	-	8,775,000.00
22020107	Hotel Accommodation - Local Training	-	-	10,530,000.00	10,530,000.00	-	10,530,000.00
22020108	Hotel Accommodation - International Training	-	-	8,775,000.00	8,775,000.00	-	8,775,000.00
22020109	Per-Diem/Estacodes	-	-	878,000.00	878,000.00	-	878,000.00
22020201	Electricity Charges	20,000.00	-	44,000.00	44,000.00	-	44,000.00
22020202	Telephone Charges	-	-	44,000.00	44,000.00	-	44,000.00
22020203	Internet Access Charges	-	-	4,388,000.00	4,388,000.00	-	4,388,000.00
22020204	Satellite Broadcasting Access Charges	565,000.00	-	439,000.00	439,000.00	-	439,000.00
22020205	Water Rates	470,000.00	-	873,000.00	873,000.00	-	873,000.00
22020206	Sewerage Charges	-	-	439,000.00	439,000.00	-	439,000.00
22020207	Leased Communication Lines(s)	-	-	176,000.00	176,000.00	-	176,000.00
22020208	Software Charges/ License Renewal	-	-	176,000.00	176,000.00	-	176,000.00

Report of the Auditor General on the Accounts of Adamawa State Government for the year ended 31st December 2023

SCHEDULE OF RECURRENT EXPENDITURE CONTD.

Economic Code	Economic Description	Actual	Actual	Final Budget	Original Budget	Supplementary	Variance
		2022	2023	2023	2023	Budget	2023
		₦	₦	₦	₦	₦	₦
22020209	Other Utility Charges	-	-	16,689,000.00	16,689,000.00	-	16,689,000.00
22020301	Office Stationeries/Computer Consumables	767,700.00	5,078,470.00	5,856,000.00	5,856,000.00	-	777,530.00
22020302	Books	-	-	132,000.00	132,000.00	-	132,000.00
22020303	Newspapers	-	-	132,000.00	132,000.00	-	132,000.00
22020304	Magazines & Periodicals	-	-	18,000.00	18,000.00	-	18,000.00
22020305	Printing of Non Security Documents	-	-	264,000.00	264,000.00	-	264,000.00
22020306	Printing of Security Documents	45,000.00	-	439,000.00	439,000.00	-	439,000.00
22020309	UniForms & Other Clothing	-	-	88,000.00	88,000.00	-	88,000.00
22020312	Other Materials and Supplies	408,000.00	1,330,575.00	8,775,000.00	8,775,000.00	-	7,444,425.00
22020401	Maintenance of Motor Vehicle/Transport Equipment	1,614,300.00	500,380.00	878,000.00	878,000.00	-	377,620.00
22020402	Maintenance of Office Furniture	46,400.00	-	3,045,000.00	3,045,000.00	-	3,045,000.00
22020403	Maintenance of Office Building/Residential Qtrs	381,000.00	634,700.00	1,755,000.00	1,755,000.00	-	1,120,300.00
22020404	Maintenance of Office/IT Equipments	1,108,850.00	2,226,350.00	2,633,000.00	2,633,000.00	-	406,650.00
22020405	Maintenance of Plants/Generators	87,200.00	477,050.00	2,633,000.00	2,633,000.00	-	2,155,950.00
22020406	Other Maintenance Services	1,400,200.00	2,669,000.00	5,265,000.00	5,265,000.00	-	2,596,000.00
22020407	Maintenance of Aircrafts	22,000.00	-	-	-	-	-
22020501	Local Training	1,515,579.00	168,800.00	4,827,000.00	4,827,000.00	-	4,658,200.00
22020502	International Training	-	-	4,388,000.00	4,388,000.00	-	4,388,000.00
22020503	Other Trainings	376,000.00	-	1,317,000.00	1,317,000.00	-	1,317,000.00
22020504	Seminars/Workshop and Conferences	6,560,000.00	-	8,721,000.00	8,721,000.00	-	8,721,000.00
22020601	Security Services	4,701,000.00	5,750,000.00	7,020,000.00	7,020,000.00	-	1,270,000.00
22020603	Residential Rent	3,900.00	-	8,000.00	8,000.00	-	8,000.00
22020604	Security Vote (Including Operations)	61,000.00	-	-	-	-	-
22020605	Cleaning & Fumigation Services	3,739,500.00	3,385,000.00	7,556,000.00	7,556,000.00	-	4,171,000.00
22020701	Financial Consulting	-	-	176,000.00	176,000.00	-	176,000.00
22020702	InFormation Technology Consulting	-	-	1,317,000.00	1,317,000.00	-	1,317,000.00
22020703	Legal Services	-	-	878,000.00	878,000.00	-	878,000.00
22020709	Other Consulting Services	-	-	8,775,000.00	8,775,000.00	-	8,775,000.00
22020801	Motor Vehicle Fuel Cost	796,657.38	2,065,000.00	2,194,000.00	2,194,000.00	-	129,000.00
22020802	Other Transport Equipment Fuel Cost	-	-	439,000.00	439,000.00	-	439,000.00
22020803	Plant/Generator Fuel Cost	831,000.00	1,076,000.00	1,755,000.00	1,755,000.00	-	679,000.00
22020901	Bank Charges (Other Than Interest)	11,529,718.95	4,490,437.48	13,878,000.00	13,878,000.00	-	9,387,562.52
22020902	Insurance Premium	-	-	132,000.00	132,000.00	-	132,000.00
22021001	Refreshment & Meals	1,530,000.00	1,352,499.00	2,194,000.00	2,194,000.00	-	841,501.00
22021002	Honorarium & Sitting Allowance	435,300.00	3,500,000.00	4,388,000.00	4,388,000.00	-	888,000.00
22021004	Medical Expenses-Local	3,542,000.00	900,000.00	2,633,000.00	2,633,000.00	-	1,733,000.00
22021006	Postages & Courier Services	26,025.00	12,425.00	47,000.00	47,000.00	-	34,575.00
22021007	Welfare Packages	368,600.00	1,321,000.00	8,775,000.00	8,775,000.00	-	7,454,000.00
22021008	Subscription to Professional Bodies	60,000.00	150,000.00	1,755,000.00	1,755,000.00	-	1,605,000.00
22021019	Medical Expenses-International	-	-	4,388,000.00	4,388,000.00	-	4,388,000.00
22021021	Special Days/Celebrations	1,605,000.00	460,000.00	4,388,000.00	4,388,000.00	-	3,928,000.00
22021022	Youth Corpers Allowance	20,000.00	80,000.00	439,000.00	439,000.00	-	359,000.00
22021023	Development Plan Preparation Expenses	1,030,000.00	251,000.00	12,589,000.00	12,589,000.00	-	12,338,000.00
22021025	Other Miscellaneous Expenses	871,267,598.24	1,110,737,487.31	1,117,639,000.00	1,117,639,000.00	-	6,901,512.69
22021026	Monitoring and Evaluation Recurrent	135,800.00	750,000.00	1,755,000.00	1,755,000.00	-	1,005,000.00
22021027	Daily Rated Allowance	1,370,000.00	2,470,000.00	14,414,000.00	14,414,000.00	-	11,944,000.00

Report of the Auditor General on the Accounts of Adamawa State Government for the year ended 31st December 2023

SCHEDULE OF RECURRENT EXPENDITURE CONTD.

Economic Code	Economic Description	Actual 2022 ₦	Actual 2023 ₦	Final Budget 2023 ₦	Original Budget 2023 ₦	Supplementary Budget 2023 ₦	Variance 2023 ₦
<b>OTHER RECURRENT COSTS Total</b>		<b>948,584,381.89</b>	<b>1,169,301,052.49</b>	<b>1,411,434,000.00</b>	<b>1,411,434,000.00</b>	<b>-</b>	<b>242,132,947.51</b>
<b>016100100100 - Office of the Secretary to the State Government Total</b>		<b>960,652,101.07</b>	<b>1,300,093,715.68</b>	<b>2,024,650,000.00</b>	<b>2,432,650,000.00</b>	<b>-</b>	<b>724,556,284.32</b>
<b>016102100300 - Poverty Alleviation Agency</b>							
<b>OTHER RECURRENT COSTS</b>							
22020101	Local Travel & Transport: Training	-	-	878,000.00	878,000.00	-	878,000.00
22020102	Local Travel & Transport: Others	2,312,260.00	188,000.00	4,388,000.00	4,388,000.00	-	4,200,000.00
22020104	International Travel & Transport: Others	-	-	439,000.00	439,000.00	-	439,000.00
22020105	Hotel Accommodation - Local	-	-	439,000.00	439,000.00	-	439,000.00
22020106	Hotel Accommodation - International	-	-	439,000.00	439,000.00	-	439,000.00
22020109	Per-Diem/Estacodes	-	-	176,000.00	176,000.00	-	176,000.00
22020201	Electricity Charges	39,090.00	885,000.00	899,200.00	176,000.00	-	14,200.00
22020204	Satellite Broadcasting Access Charges	35,000.00	140,000.00	439,000.00	439,000.00	-	299,000.00
22020205	Water Rates	-	-	439,000.00	439,000.00	-	439,000.00
22020209	Other Utility Charges	-	-	176,000.00	176,000.00	-	176,000.00
22020301	Office Stationeries/Computer Consumables	293,450.00	413,100.00	878,000.00	878,000.00	-	464,900.00
22020303	Newspapers	-	-	88,000.00	88,000.00	-	88,000.00
22020304	Magazines & Periodicals	-	-	176,000.00	176,000.00	-	176,000.00
22020305	Printing of Non Security Documents	38,800.00	-	1,317,000.00	1,317,000.00	-	1,317,000.00
22020307	Drugs/Laboratory/Medical Supplies	-	-	439,000.00	439,000.00	-	439,000.00
22020308	Field & Camping Materials Supplies	-	-	439,000.00	439,000.00	-	439,000.00
22020309	UniForms & Other Clothing	-	-	439,000.00	439,000.00	-	439,000.00
22020310	Teaching Aids/Instruction Materials	-	-	264,000.00	264,000.00	-	264,000.00
22020311	Food Stuff/Catering Materials Supplies	-	-	439,000.00	439,000.00	-	439,000.00
22020312	Other Materials and Supplies	350,000.00	1,500,000.00	1,755,000.00	1,755,000.00	-	255,000.00
22020401	Maintenance of Motor Vehicle/Transport Equipment	-	180,000.00	439,000.00	439,000.00	-	259,000.00
22020402	Maintenance of Office Furniture	265,000.00	16,000.00	3,510,000.00	3,510,000.00	-	3,494,000.00
22020403	Maintenance of Office Building/Residential Qtrs	1,553,500.00	289,250.00	878,000.00	878,000.00	-	588,750.00
22020404	Maintenance of Office/IT Equipments	-	32,000.00	1,755,000.00	1,755,000.00	-	1,723,000.00
22020405	Maintenance of Plants/Generators	-	120,000.00	439,000.00	439,000.00	-	319,000.00
22020406	Other Maintenance Services	-	141,100.00	878,000.00	878,000.00	-	736,900.00
22020501	Local Training	-	-	1,755,000.00	1,755,000.00	-	1,755,000.00
22020503	Other Trainings	-	3,000,000.00	11,364,000.00	11,364,000.00	-	8,364,000.00
22020504	Seminars/Workshop and Conferences	-	210,000.00	1,755,000.00	1,755,000.00	-	1,545,000.00
22020601	Security Services	-	-	439,000.00	439,000.00	-	439,000.00
22020602	Office Rent	-	-	439,000.00	439,000.00	-	439,000.00
22020605	Cleaning & Fumigation Services	-	101,000.00	439,000.00	439,000.00	-	338,000.00
22020703	Legal Services	-	-	176,000.00	176,000.00	-	176,000.00
22020704	Engineering Services	-	-	439,000.00	439,000.00	-	439,000.00
22020709	Other Consulting Services	-	-	1,755,000.00	1,755,000.00	-	1,755,000.00
22020801	Motor Vehicle Fuel Cost	166,000.00	341,500.00	527,000.00	527,000.00	-	185,500.00
22020802	Other Transport Equipment Fuel Cost	-	-	176,000.00	176,000.00	-	176,000.00
22020803	Plant/Generator Fuel Cost	-	390,000.00	439,000.00	439,000.00	-	49,000.00
22020806	Cooking Gas/Fuel Cost	-	-	44,000.00	44,000.00	-	44,000.00
22020901	Bank Charges (Other Than Interest)	1,440,842.71	5,649,958.65	5,754,200.00	439,000.00	-	104,241.35

Report of the Auditor General on the Accounts of Adamawa State Government for the year ended 31st December 2023

SCHEDULE OF RECURRENT EXPENDITURE CONTD.

Economic Code	Economic Description	Actual	Actual	Final Budget	Original Budget	Supplementary	Variance
		2022	2023	2023	2023	Budget	2023
		₦	₦	₦	₦	₦	₦
22021001	Refreshment & Meals	-	-	439,000.00	439,000.00	-	439,000.00
22021002	Honorarium & Sitting Allowance	205,000.00	-	439,000.00	439,000.00	-	439,000.00
22021003	Publicity & Advertisements	250,000.00	800,000.00	1,317,000.00	1,317,000.00	-	517,000.00
22021004	Medical Expenses-Local	-	-	176,000.00	176,000.00	-	176,000.00
22021006	Postages & Courier Services	-	-	176,000.00	176,000.00	-	176,000.00
22021007	Welfare Packages	-	10,000,000.00	10,196,500.00	176,000.00	-	196,500.00
22021010	Direct Teaching & Laboratory Cost	-	-	176,000.00	176,000.00	-	176,000.00
22021023	Development Plan Preparation Expenses	800,000.00	380,000.00	702,000.00	702,000.00	-	322,000.00
22021025	Other Miscellaneous Expenses	4,714,700.00	7,849,000.00	10,530,000.00	10,530,000.00	-	2,681,000.00
22021027	Daily Rated Allowance	4,498,000.00	9,425,000.00	12,285,000.00	12,285,000.00	-	2,860,000.00
22021029	Fertilizer Payment to Company	2,490,000.00	-	-	-	-	-
<b>OTHER RECURRENT COSTS Total</b>		<b>19,451,642.71</b>	<b>42,050,908.65</b>	<b>84,782,900.00</b>	<b>68,724,000.00</b>	<b>-</b>	<b>42,731,991.35</b>
<b>016102100300 - Poverty Alleviation Agency Total</b>		<b>19,451,642.71</b>	<b>42,050,908.65</b>	<b>84,782,900.00</b>	<b>68,724,000.00</b>	<b>-</b>	<b>42,731,991.35</b>
<b>016103700100 - Muslim Pilgrims Welfare Board</b>							
<b>PERSONNEL COST</b>							
21010101	Basic-Salary	2,961,695.88	2,961,695.88	3,181,000.00	3,181,000.00	-	219,304.12
21010103	Consolidated Revenue Fund Charge - Salaries	5,960,000.00	2,450,000.00	2,496,000.00	2,496,000.00	-	46,000.00
21020102	Housing/Rent Allowance	508,227.66	677,636.88	687,100.00	205,000.00	-	9,463.12
21020103	Transport Allowance	299,686.80	283,123.20	285,100.00	186,000.00	-	1,976.80
21020104	Meal Subsidy	40,258.44	53,677.92	54,100.00	37,000.00	-	422.08
21020105	Utility Allowance	152,498.76	152,498.76	152,700.00	147,000.00	-	201.24
21020106	Entertainment Allowance	15,205.68	15,205.68	16,000.00	16,000.00	-	794.32
21020107	Leave Allowance	271,491.00	296,172.00	338,000.00	338,000.00	-	41,828.00
21020108	Domestic Staff Allowance	480,768.84	433,660.32	434,200.00	409,000.00	-	539.68
21020109	Shift Allowance	47,108.52	-	153,000.00	153,000.00	-	153,000.00
21020111	Clinical Allowance	13,419.48	-	38,000.00	38,000.00	-	38,000.00
21020123	Responsibility Allowance	47,108.52	-	229,000.00	229,000.00	-	229,000.00
21020135	Furniture Allowance	349,949.28	349,949.28	350,400.00	330,000.00	-	450.72
21020145	Other Allowances and Benefits	294,171.18	400,000.00	538,000.00	538,000.00	-	138,000.00
<b>PERSONNEL COST Total</b>		<b>11,441,590.04</b>	<b>8,073,619.92</b>	<b>8,952,600.00</b>	<b>8,303,000.00</b>	<b>-</b>	<b>878,980.08</b>
<b>OTHER RECURRENT COSTS</b>							
22020101	Local Travel & Transport: Training	328,400.00	259,000.00	2,633,000.00	2,633,000.00	-	2,374,000.00
22020102	Local Travel & Transport: Others	1,000,370.00	2,747,300.00	4,388,000.00	4,388,000.00	-	1,640,700.00
22020103	International Travel & Transport: Training	-	-	4,388,000.00	4,388,000.00	-	4,388,000.00
22020104	International Travel & Transport: Others	-	312,264,320.00	231,899,000.00	231,899,000.00	-	(80,365,320.00)
22020105	Hotel Accommodation - Local	-	2,400,000.00	2,633,000.00	2,633,000.00	-	233,000.00
22020106	Hotel Accommodation - International	43,134,000.00	160,400,000.00	160,975,500.00	131,625,000.00	-	575,500.00
22020109	Per-Diem/Estacodes	-	88,866,400.00	195,000,000.00	195,000,000.00	-	106,133,600.00
22020201	Electricity Charges	-	-	176,000.00	176,000.00	-	176,000.00
22020202	Telephone Charges	-	-	132,000.00	132,000.00	-	132,000.00
22020203	Internet Access Charges	526,750.00	977,750.00	1,317,000.00	1,317,000.00	-	339,250.00
22020204	Satellite Broadcasting Access Charges	-	297,750.00	439,000.00	439,000.00	-	141,250.00
22020205	Water Rates	-	-	132,000.00	132,000.00	-	132,000.00



Report of the Auditor General on the Accounts of Adamawa State Government for the year ended 31st December 2023

SCHEDULE OF RECURRENT EXPENDITURE CONTD.

Economic Code	Economic Description	Actual	Actual	Final Budget	Original Budget	Supplementary Budget	Variance
		2022	2023	2023	2023	2023	2023
		₦	₦	₦	₦	₦	₦
22020209	Other Utility Charges	-	-	553,000.00	553,000.00	-	553,000.00
22020301	Office Stationeries/Computer Consumables	59,000.00	413,500.00	878,000.00	878,000.00	-	464,500.00
22020302	Books	-	-	176,000.00	176,000.00	-	176,000.00
22020305	Printing of Non Security Documents	30,000.00	1,211,850.00	1,317,000.00	1,317,000.00	-	105,150.00
22020306	Printing of Security Documents	35,000.00	350,000.00	1,755,000.00	1,755,000.00	-	1,405,000.00
22020307	Drugs/Laboratory/Medical Supplies	-	300,000.00	8,995,000.00	8,995,000.00	-	8,695,000.00
22020308	Field & Camping Materials Supplies	-	-	439,000.00	439,000.00	-	439,000.00
22020309	UniForms & Other Clothing	-	-	4,388,000.00	4,388,000.00	-	4,388,000.00
22020310	Teaching Aids/Instruction Materials	-	-	1,755,000.00	1,755,000.00	-	1,755,000.00
22020401	Maintenance of Motor Vehicle/Transport Equipment	27,750.00	355,700.00	8,775,000.00	8,775,000.00	-	8,419,300.00
22020402	Maintenance of Office Furniture	30,050.00	-	439,000.00	439,000.00	-	439,000.00
22020403	Maintenance of Office Building/Residential Qtrs	-	6,500.00	878,000.00	878,000.00	-	871,500.00
22020404	Maintenance of Office/IT Equipments	30,000.00	-	878,000.00	878,000.00	-	878,000.00
22020405	Maintenance of Plants/Generators	210,600.00	1,261,500.00	1,269,200.00	878,000.00	-	7,700.00
22020406	Other Maintenance Services	-	1,278,400.00	1,286,500.00	878,000.00	-	8,100.00
22020601	Security Services	780,000.00	3,167,000.00	3,177,700.00	2,633,000.00	-	10,700.00
22020602	Office Rent	-	-	33,042,000.00	33,042,000.00	-	33,042,000.00
22020603	Residential Rent	40,000.00	188,000.00	22,209,000.00	22,209,000.00	-	22,021,000.00
22020604	Security Vote (Including Operations)	-	-	4,388,000.00	4,388,000.00	-	4,388,000.00
22020605	Cleaning & Fumigation Services	42,300.00	-	878,000.00	878,000.00	-	878,000.00
22020701	Financial Consulting	-	-	325,000.00	325,000.00	-	325,000.00
22020801	Motor Vehicle Fuel Cost	435,000.00	1,029,500.00	4,388,000.00	4,388,000.00	-	3,358,500.00
22020803	Plant/Generator Fuel Cost	390,000.00	375,000.00	1,317,000.00	1,317,000.00	-	942,000.00
22020806	Cooking Gas/Fuel Cost	-	-	88,000.00	88,000.00	-	88,000.00
22020901	Bank Charges (Other Than Interest)	9,269.25	21,762.93	878,000.00	878,000.00	-	856,237.07
22020902	Insurance Premium	-	-	395,000.00	395,000.00	-	395,000.00
22021001	Refreshment & Meals	231,700.00	938,700.00	4,388,000.00	4,388,000.00	-	3,449,300.00
22021002	Honorarium & Sitting Allowance	100,000.00	4,721,310.00	5,265,000.00	5,265,000.00	-	543,690.00
22021003	Publicity & Advertisements	240,000.00	2,988,500.00	3,510,000.00	3,510,000.00	-	521,500.00
22021004	Medical Expenses-Local	-	-	310,036,200.00	2,194,000.00	-	310,036,200.00
22021006	Postages & Courier Services	41,400.00	14,000.00	439,000.00	439,000.00	-	425,000.00
22021007	Welfare Packages	-	105,000.00	878,000.00	878,000.00	-	773,000.00
22021023	Development Plan Preparation Expenses	-	-	2,194,000.00	2,194,000.00	-	2,194,000.00
22021025	Other Miscellaneous Expenses	25,790,487.57	296,693,047.70	299,994,500.00	131,625,000.00	-	3,301,452.30
22021027	Daily Rated Allowance	1,885,000.00	4,306,086.89	4,388,000.00	4,388,000.00	-	81,913.11
<b>OTHER RECURRENT COSTS Total</b>		<b>75,397,076.82</b>	<b>887,937,877.52</b>	<b>1,340,072,600.00</b>	<b>833,166,000.00</b>	<b>-</b>	<b>452,134,722.48</b>
<b>016103700100 - Muslim Pilgrims Welfare Board Total</b>		<b>86,838,666.86</b>	<b>896,011,497.44</b>	<b>1,349,025,200.00</b>	<b>841,469,000.00</b>	<b>-</b>	<b>453,013,702.56</b>
<b>016103800100 - Christian Pilgrims Welfare Board</b>							
<b>PERSONNEL COST</b>							
21010101	Basic-Salary	1,985,261.68	2,091,064.68	2,396,000.00	2,396,000.00	-	304,935.32
21010103	Consolidated Revenue Fund Charge - Salaries	9,790,655.08	4,033,772.50	4,039,800.00	3,737,000.00	-	6,027.50
21020102	Housing/Rent Allowance	340,178.44	478,431.90	484,200.00	191,000.00	-	5,768.10
21020103	Transport Allowance	132,141.36	154,458.60	155,300.00	115,000.00	-	841.40
21020104	Meal Subsidy	26,153.40	31,384.08	31,600.00	25,000.00	-	215.92

Report of the Auditor General on the Accounts of Adamawa State Government for the year ended 31st December 2023

SCHEDULE OF RECURRENT EXPENDITURE CONTD.

Economic Code	Economic Description	Actual	Actual	Final Budget	Original Budget	Supplementary	Variance
		2022	2023	2023	2023	Budget	2023
		₦	₦	₦	₦	₦	₦
21020105	Utility Allowance	80,988.12	80,988.12	88,000.00	88,000.00	-	7,011.88
21020107	Leave Allowance	141,813.00	189,084.00	189,300.00	179,000.00	-	216.00
21020111	Clinical Allowance	5,230.68	-	23,000.00	23,000.00	-	23,000.00
21020135	Furniture Allowance	340,426.76	361,586.34	369,000.00	369,000.00	-	7,413.66
21020145	Other Allowances and Benefits	167,878.07	250,000.00	385,000.00	385,000.00	-	135,000.00
<b>PERSONNEL COST Total</b>		<b>13,010,726.59</b>	<b>7,670,770.22</b>	<b>8,161,200.00</b>	<b>7,508,000.00</b>	<b>-</b>	<b>490,429.78</b>
<b>OTHER RECURRENT COSTS</b>							
22020101	Local Travel & Transport: Training	148,591.00	-	3,231,000.00	3,231,000.00	-	3,231,000.00
22020104	International Travel & Transport: Others	118,918,350.00	84,246,147.75	260,000,000.00	260,000,000.00	-	175,753,852.25
22020105	Hotel Accommodation - Local	-	-	5,398,000.00	5,398,000.00	-	5,398,000.00
22020203	Internet Access Charges	-	85,500.00	5,015,000.00	5,015,000.00	-	4,929,500.00
22020204	Satellite Broadcasting Access Charges	-	112,200.00	3,546,000.00	3,546,000.00	-	3,433,800.00
22020206	Sewerage Charges	-	-	264,000.00	264,000.00	-	264,000.00
22020301	Office Stationeries/Computer Consumables	369,500.00	567,000.00	5,511,000.00	5,511,000.00	-	4,944,000.00
22020302	Books	-	110,000.00	264,000.00	264,000.00	-	154,000.00
22020305	Printing of Non Security Documents	-	-	1,672,000.00	1,672,000.00	-	1,672,000.00
22020307	Drugs/Laboratory/Medical Supplies	5,330,000.00	-	26,835,000.00	26,835,000.00	-	26,835,000.00
22020309	UniForms & Other Clothing	-	-	9,653,000.00	9,653,000.00	-	9,653,000.00
22020401	Maintenance of Motor Vehicle/Transport Equipment	536,700.00	837,100.00	4,388,000.00	4,388,000.00	-	3,550,900.00
22020402	Maintenance of Office Furniture	-	320,000.00	1,580,000.00	1,580,000.00	-	1,260,000.00
22020403	Maintenance of Office Building/Residential Qtrs	-	-	8,775,000.00	8,775,000.00	-	8,775,000.00
22020404	Maintenance of Office/IT Equipments	287,800.00	406,800.00	2,194,000.00	2,194,000.00	-	1,787,200.00
22020405	Maintenance of Plants/Generators	565,000.00	-	1,317,000.00	1,317,000.00	-	1,317,000.00
22020406	Other Maintenance Services	-	7,000.00	1,141,000.00	1,141,000.00	-	1,134,000.00
22020501	Local Training	-	116,000.00	3,686,000.00	3,686,000.00	-	3,570,000.00
22020601	Security Services	-	-	2,194,000.00	2,194,000.00	-	2,194,000.00
22020605	Cleaning & Fumigation Services	-	-	439,000.00	439,000.00	-	439,000.00
22020701	Financial Consulting	-	-	439,000.00	439,000.00	-	439,000.00
22020703	Legal Services	70,000.00	-	439,000.00	439,000.00	-	439,000.00
22020801	Motor Vehicle Fuel Cost	27,000.00	467,750.00	2,194,000.00	2,194,000.00	-	1,726,250.00
22020803	Plant/Generator Fuel Cost	142,000.00	-	2,194,000.00	2,194,000.00	-	2,194,000.00
22020901	Bank Charges (Other Than Interest)	1,274.75	10,651.73	264,000.00	264,000.00	-	253,348.27
22021001	Refreshment & Meals	228,000.00	1,120,500.00	4,520,000.00	4,520,000.00	-	3,399,500.00
22021002	Honorarium & Sitting Allowance	1,189,539.00	429,000.00	4,388,000.00	4,388,000.00	-	3,959,000.00
22021003	Publicity & Advertisements	-	-	2,633,000.00	2,633,000.00	-	2,633,000.00
22021004	Medical Expenses-Local	391,500.00	202,500.00	1,580,000.00	1,580,000.00	-	1,377,500.00
22021006	Postages & Courier Services	-	-	88,000.00	88,000.00	-	88,000.00
22021007	Welfare Packages	585,000.00	1,136,844.04	3,949,000.00	3,949,000.00	-	2,812,155.96
22021008	Subscription to Professional Bodies	-	-	878,000.00	878,000.00	-	878,000.00
22021023	Development Plan Preparation Expenses	-	-	176,000.00	176,000.00	-	176,000.00
22021025	Other Miscellaneous Expenses	7,092,500.00	5,031,000.00	21,938,000.00	21,938,000.00	-	16,907,000.00
<b>OTHER RECURRENT COSTS Total</b>		<b>135,882,754.75</b>	<b>95,205,993.52</b>	<b>392,783,000.00</b>	<b>392,783,000.00</b>	<b>-</b>	<b>297,577,006.48</b>
<b>016103800100 - Christian Pilgrims Welfare Board Total</b>							
		<b>148,893,481.34</b>	<b>102,876,763.74</b>	<b>400,944,200.00</b>	<b>400,291,000.00</b>	<b>-</b>	<b>298,067,436.26</b>

Report of the Auditor General on the Accounts of Adamawa State Government for the year ended 31st December 2023

SCHEDULE OF RECURRENT EXPENDITURE CONTD.

Economic Code	Economic Description	Actual 2022	Actual 2023	Final Budget 2023	Original Budget 2023	Supplementary Budget 2023	Variance 2023
		₦	₦	₦	₦	₦	₦
<b>016105200100 - NEPAD/APRM</b>							
<b>OTHER RECURRENT COSTS</b>							
22020101	Local Travel & Transport: Training	-	205,000.00	615,000.00	615,000.00	-	410,000.00
22020102	Local Travel & Transport: Others	455,000.00	494,000.00	878,000.00	878,000.00	-	384,000.00
22020105	Hotel Accommodation - Local	92,500.00	-	44,000.00	44,000.00	-	44,000.00
22020107	Hotel Accommodation - Local Training	-	-	44,000.00	44,000.00	-	44,000.00
22020109	Per-Diem/Estacodes	-	-	351,000.00	351,000.00	-	351,000.00
22020203	Internet Access Charges	-	-	27,000.00	27,000.00	-	27,000.00
22020204	Satellite Broadcasting Access Charges	-	-	44,000.00	44,000.00	-	44,000.00
22020209	Other Utility Charges	63,000.00	-	44,000.00	44,000.00	-	44,000.00
22020301	Office Stationeries/Computer Consumables	688,000.00	1,104,000.00	1,115,600.00	527,000.00	-	11,600.00
22020304	Magazines & Periodicals	-	-	9,000.00	9,000.00	-	9,000.00
22020305	Printing of Non Security Documents	244,400.00	147,840.00	264,000.00	264,000.00	-	116,160.00
22020306	Printing of Security Documents	-	-	88,000.00	88,000.00	-	88,000.00
22020401	Maintenance of Motor Vehicle/Transport Equipment	220,000.00	30,000.00	44,000.00	44,000.00	-	14,000.00
22020402	Maintenance of Office Furniture	-	65,000.00	109,000.00	109,000.00	-	44,000.00
22020403	Maintenance of Office Building/Residential Qtrs	-	-	44,000.00	44,000.00	-	44,000.00
22020404	Maintenance of Office/IT Equipments	210,450.00	160,000.00	220,000.00	220,000.00	-	60,000.00
22020405	Maintenance of Plants/Generators	117,000.00	-	-	-	-	-
22020406	Other Maintenance Services	430,000.00	935,000.00	952,900.00	44,000.00	-	17,900.00
22020501	Local Training	527,000.00	-	88,000.00	88,000.00	-	88,000.00
22020503	Other Trainings	-	-	44,000.00	44,000.00	-	44,000.00
22020601	Security Services	-	25,000.00	44,000.00	44,000.00	-	19,000.00
22020605	Cleaning & Fumigation Services	-	60,000.00	71,000.00	71,000.00	-	11,000.00
22020701	Financial Consulting	-	-	9,000.00	9,000.00	-	9,000.00
22020702	InFormation Technology Consulting	-	47,000.00	88,000.00	88,000.00	-	41,000.00
22020703	Legal Services	-	-	9,000.00	9,000.00	-	9,000.00
22020801	Motor Vehicle Fuel Cost	-	-	27,000.00	27,000.00	-	27,000.00
22020802	Other Transport Equipment Fuel Cost	-	-	27,000.00	27,000.00	-	27,000.00
22020803	Plant/Generator Fuel Cost	90,000.00	-	44,000.00	44,000.00	-	44,000.00
22020901	Bank Charges (Other Than Interest)	6,708.93	23,418.38	88,000.00	88,000.00	-	64,581.62
22021001	Refreshment & Meals	145,000.00	-	44,000.00	44,000.00	-	44,000.00
22021003	Publicity & Advertisements	81,000.00	-	44,000.00	44,000.00	-	44,000.00
22021004	Medical Expenses-Local	-	-	27,000.00	27,000.00	-	27,000.00
22021006	Postages & Courier Services	-	-	18,000.00	18,000.00	-	18,000.00
22021007	Welfare Packages	-	-	44,000.00	44,000.00	-	44,000.00
22021008	Subscription to Professional Bodies	-	-	88,000.00	88,000.00	-	88,000.00
22021023	Development Plan Preparation Expenses	161,500.00	-	44,000.00	44,000.00	-	44,000.00
22021025	Other Miscellaneous Expenses	340,000.00	2,654,600.00	2,686,700.00	1,053,000.00	-	32,100.00
22021026	Monitoring and Evaluation Recurrent	274,150.00	2,098,060.00	2,105,000.00	1,755,000.00	-	6,940.00
22021027	Daily Rated Allowance	633,000.00	997,000.00	999,400.00	878,000.00	-	2,400.00
<b>OTHER RECURRENT COSTS Total</b>		<b>4,778,708.93</b>	<b>9,045,918.38</b>	<b>11,532,600.00</b>	<b>7,930,000.00</b>	<b>-</b>	<b>2,486,681.62</b>
<b>016105200100 - NEPAD/APRM Total</b>		<b>4,778,708.93</b>	<b>9,045,918.38</b>	<b>11,532,600.00</b>	<b>7,930,000.00</b>	<b>-</b>	<b>2,486,681.62</b>
<b>016300100100 - Ministry for Special Duties</b>							

Report of the Auditor General on the Accounts of Adamawa State Government for the year ended 31st December 2023

SCHEDULE OF RECURRENT EXPENDITURE CONTD.

Economic Code	Economic Description	Actual	Actual	Final Budget	Original Budget	Supplementary Budget	Variance
		2022	2023	2023	2023	2023	2023
		₦	₦	₦	₦	₦	₦
<b>PERSONNEL COST</b>							
21010101	Basic-Salary	2,056,581.24	1,723,243.20	2,486,000.00	2,486,000.00	-	762,756.80
21010103	Consolidated Revenue Fund Charge - Salaries	5,805,785.21	4,847,440.63	4,897,900.00	2,325,000.00	-	50,459.38
21020102	Housing/Rent Allowance	352,907.64	394,276.30	398,300.00	197,000.00	-	4,023.70
21020103	Transport Allowance	127,906.86	131,665.26	132,500.00	91,000.00	-	834.74
21020104	Meal Subsidy	23,380.65	26,507.53	26,600.00	25,000.00	-	92.47
21020105	Utility Allowance	80,402.40	67,375.97	88,000.00	88,000.00	-	20,624.03
21020107	Leave Allowance	188,529.00	172,918.00	223,000.00	223,000.00	-	50,082.00
21020110	Call Duty Allowance	-	-	6,000.00	6,000.00	-	6,000.00
21020111	Clinical Allowance	7,793.55	-	23,000.00	23,000.00	-	23,000.00
21020135	Furniture Allowance	342,559.56	275,892.36	370,000.00	370,000.00	-	94,107.64
21020145	Other Allowances and Benefits	146,859.54	200,000.00	395,000.00	395,000.00	-	195,000.00
<b>PERSONNEL COST Total</b>		<b>9,132,705.65</b>	<b>7,839,319.25</b>	<b>9,046,300.00</b>	<b>6,229,000.00</b>	<b>-</b>	<b>1,206,980.76</b>
<b>OTHER RECURRENT COSTS</b>							
22020101	Local Travel & Transport: Training	25,000.00	415,000.00	542,000.00	542,000.00	-	127,000.00
22020102	Local Travel & Transport: Others	-	440,000.00	542,000.00	542,000.00	-	102,000.00
22020103	International Travel & Transport: Training	-	-	542,000.00	542,000.00	-	542,000.00
22020204	Satellite Broadcasting Access Charges	123,500.00	71,000.00	109,000.00	109,000.00	-	38,000.00
22020207	Leased Communication Lines(s)	16,000.00	-	-	-	-	-
22020209	Other Utility Charges	16,000.00	419,000.00	423,300.00	208,000.00	-	4,300.00
22020301	Office Stationeries/Computer Consumables	22,000.00	400,000.00	439,000.00	439,000.00	-	39,000.00
22020312	Other Materials and Supplies	-	250,000.00	279,000.00	279,000.00	-	29,000.00
22020401	Maintenance of Motor Vehicle/Transport Equipment	104,600.00	255,000.00	596,000.00	596,000.00	-	341,000.00
22020402	Maintenance of Office Furniture	-	267,000.00	439,000.00	439,000.00	-	172,000.00
22020403	Maintenance of Office Building/Residential Qtrs	-	-	120,000.00	120,000.00	-	120,000.00
22020404	Maintenance of Office/IT Equipments	47,300.00	450,900.00	451,200.00	439,000.00	-	300.00
22020405	Maintenance of Plants/Generators	10,000.00	195,100.00	223,000.00	223,000.00	-	27,900.00
22020406	Other Maintenance Services	10,000.00	790,000.00	878,000.00	878,000.00	-	88,000.00
22020501	Local Training	9,000.00	878,000.00	878,000.00	878,000.00	-	-
22020502	International Training	-	201,000.00	684,000.00	684,000.00	-	483,000.00
22020605	Cleaning & Fumigation Services	400,000.00	391,000.00	439,000.00	439,000.00	-	48,000.00
22020701	Financial Consulting	-	169,000.00	174,000.00	174,000.00	-	5,000.00
22020703	Legal Services	-	-	104,000.00	104,000.00	-	104,000.00
22020704	Engineering Services	-	-	104,000.00	104,000.00	-	104,000.00
22020705	Architectural Services	-	-	11,000.00	11,000.00	-	11,000.00
22020709	Other Consulting Services	6,750.00	330,000.00	343,000.00	343,000.00	-	13,000.00
22020801	Motor Vehicle Fuel Cost	-	425,000.00	439,000.00	439,000.00	-	14,000.00
22020802	Other Transport Equipment Fuel Cost	-	615,000.00	631,000.00	631,000.00	-	16,000.00
22020803	Plant/Generator Fuel Cost	55,000.00	265,000.00	310,000.00	310,000.00	-	45,000.00
22020806	Cooking Gas/Fuel Cost	-	20,000.00	43,000.00	43,000.00	-	23,000.00
22020901	Bank Charges (Other Than Interest)	15,068.58	22,865.71	659,000.00	659,000.00	-	636,134.29
22020902	Insurance Premium	-	-	156,000.00	156,000.00	-	156,000.00
22021001	Refreshment & Meals	-	691,000.00	694,900.00	497,000.00	-	3,900.00
22021002	Honorarium & Sitting Allowance	-	1,339,000.00	1,351,000.00	739,000.00	-	12,000.00
22021003	Publicity & Advertisements	-	283,000.00	439,000.00	439,000.00	-	156,000.00

Report of the Auditor General on the Accounts of Adamawa State Government for the year ended 31st December 2023

SCHEDULE OF RECURRENT EXPENDITURE CONTD.

Economic Code	Economic Description	Actual 2022 ₦	Actual 2023 ₦	Final Budget 2023 ₦	Original Budget 2023 ₦	Supplementary Budget 2023 ₦	Variance 2023 ₦
22021004	Medical Expenses-Local	-	791,000.00	801,600.00	264,000.00	-	10,600.00
22021007	Welfare Packages	3,625,000.00	1,495,000.00	3,305,000.00	3,305,000.00	-	1,810,000.00
22021014	Budget Preparation Expensis	36,300.00	155,000.00	264,000.00	264,000.00	-	109,000.00
22021023	Development Plan Preparation Expenses	120,000.00	-	291,000.00	291,000.00	-	291,000.00
22021024	Final Accounts Preparation Expenses	30,000.00	-	53,000.00	53,000.00	-	53,000.00
22021025	Other Miscellaneous Expenses	7,973,000.00	5,956,339.63	5,956,800.00	5,937,000.00	-	460.37
22021027	Daily Rated Allowance	1,772,000.00	1,113,000.00	1,755,000.00	1,755,000.00	-	642,000.00
<b>OTHER RECURRENT COSTS Total</b>		<b>14,416,518.58</b>	<b>19,093,205.34</b>	<b>25,469,800.00</b>	<b>23,875,000.00</b>	<b>-</b>	<b>6,376,594.66</b>
<b>016300100100 - Ministry for Special Duties Total</b>		<b>23,549,224.23</b>	<b>26,932,524.59</b>	<b>34,516,100.00</b>	<b>30,104,000.00</b>	<b>-</b>	<b>7,583,575.42</b>
<b>01 - Administration Sector Total</b>		<b>25,732,788,494.56</b>	<b>29,567,205,101.94</b>	<b>36,679,859,897.00</b>	<b>38,934,654,397.00</b>	<b>-</b>	<b>7,112,654,795.06</b>
<b>02 - Economic Sector</b>							
<b>021500100100 - Ministry of Agriculture</b>							
<b>PERSONNEL COST</b>							
21010101	Basic-Salary	140,954,859.80	133,447,608.29	148,771,000.00	148,771,000.00	-	15,323,391.71
21010103	Consolidated Revenue Fund Charge - Salaries	6,915,785.21	5,197,440.63	5,249,000.00	2,623,000.00	-	51,559.38
21020102	Housing/Rent Allowance	24,612,147.21	30,708,571.17	31,070,600.00	12,612,000.00	-	362,028.83
21020103	Transport Allowance	9,156,607.49	8,858,054.06	8,937,000.00	4,912,000.00	-	78,945.94
21020104	Meal Subsidy	1,211,743.41	1,501,447.75	1,505,300.00	1,313,000.00	-	3,852.25
21020105	Utility Allowance	5,605,035.47	5,287,700.42	5,767,000.00	5,767,000.00	-	479,299.58
21020106	Entertainment Allowance	937,088.09	992,411.32	1,051,000.00	1,051,000.00	-	58,588.68
21020107	Leave Allowance	9,322,043.52	13,012,189.00	15,698,000.00	15,698,000.00	-	2,685,811.00
21020108	Domestic Staff Allowance	14,097,151.46	13,530,639.48	14,441,000.00	14,441,000.00	-	910,360.52
21020109	Shift Allowance	-	-	161,000.00	161,000.00	-	161,000.00
21020111	Clinical Allowance	400,883.20	-	1,008,000.00	1,008,000.00	-	1,008,000.00
21020114	Teaching Allowance	-	464,852.40	474,200.00	-	-	9,347.60
21020120	Journal Allowance	31,196.76	187,180.56	191,000.00	-	-	3,819.44
21020123	Responsibility Allowance	106,524.00	-	321,000.00	321,000.00	-	321,000.00
21020125	Student Nurses Allowance	-	-	920,000.00	920,000.00	-	920,000.00
21020127	UniForm Allowance	122,532.66	-	304,000.00	304,000.00	-	304,000.00
21020128	Personal Assistance Allowance	33,155.62	198,933.72	203,000.00	-	-	4,066.28
21020129	Newspapers Allowance	179,040.42	119,360.28	420,000.00	420,000.00	-	300,639.72
21020132	Non Clinical Allowance	39,786.76	-	76,000.00	76,000.00	-	76,000.00
21020135	Furniture Allowance	16,140,333.13	22,785,370.07	22,982,500.00	12,933,000.00	-	197,129.93
21020137	Driver's Allowance	155,983.76	935,902.56	954,700.00	-	-	18,797.44
21020138	Admin Allowance	181,981.03	311,967.48	313,500.00	236,000.00	-	1,532.52
21020141	Accommodation Allowance	348,134.15	596,801.40	599,800.00	450,000.00	-	2,998.60
21020143	Motor Vehicle/ Maintenance Allowance	99,466.90	596,801.40	604,300.00	226,000.00	-	7,498.60
21020145	Other Allowances and Benefits	23,423,090.40	13,680,000.00	27,033,000.00	27,033,000.00	-	13,353,000.00
<b>PERSONNEL COST Total</b>		<b>254,074,570.45</b>	<b>252,413,231.99</b>	<b>289,055,900.00</b>	<b>251,276,000.00</b>	<b>-</b>	<b>36,642,668.02</b>
<b>OTHER RECURRENT COSTS</b>							
22020101	Local Travel & Transport: Training	20,000.00	1,295,316.00	1,303,700.00	878,000.00	-	8,384.00
22020102	Local Travel & Transport: Others	1,034,800.00	1,845,628.00	1,865,000.00	878,000.00	-	19,372.00

Report of the Auditor General on the Accounts of Adamawa State Government for the year ended 31st December 2023

SCHEDULE OF RECURRENT EXPENDITURE CONTD.

Economic Code	Economic Description	Actual	Actual	Final Budget	Original Budget	Supplementary	Variance
		2022	2023	2023	2023	Budget	2023
		₦	₦	₦	₦	₦	₦
22020105	Hotel Accommodation - Local	-	-	88,000.00	88,000.00	-	88,000.00
22020107	Hotel Accommodation - Local Training	-	-	88,000.00	88,000.00	-	88,000.00
22020209	Other Utility Charges	20,000.00	36,600.00	155,000.00	155,000.00	-	118,400.00
22020301	Office Stationeries/Computer Consumables	132,000.00	423,300.00	428,900.00	144,000.00	-	5,600.00
22020305	Printing of Non Security Documents	24,000.00	109,500.00	111,400.00	17,000.00	-	1,900.00
22020309	UniForms & Other Clothing	-	-	1,053,000.00	1,053,000.00	-	1,053,000.00
22020401	Maintenance of Motor Vehicle/Transport Equipment	892,000.00	513,200.00	1,317,000.00	1,317,000.00	-	803,800.00
22020402	Maintenance of Office Furniture	-	170,000.00	176,000.00	176,000.00	-	6,000.00
22020404	Maintenance of Office/IT Equipments	93,000.00	967,900.00	982,900.00	220,000.00	-	15,000.00
22020405	Maintenance of Plants/Generators	-	15,000.00	44,000.00	44,000.00	-	29,000.00
22020406	Other Maintenance Services	60,000.00	-	-	-	-	-
22020601	Security Services	180,000.00	755,000.00	766,500.00	182,000.00	-	11,500.00
22020605	Cleaning & Fumigation Services	23,000.00	561,000.00	570,500.00	88,000.00	-	9,500.00
22020801	Motor Vehicle Fuel Cost	161,800.00	242,122.00	244,600.00	122,000.00	-	2,478.00
22020802	Other Transport Equipment Fuel Cost	112,000.00	50,000.00	50,700.00	18,000.00	-	700.00
22020901	Bank Charges (Other Than Interest)	16,451.71	30,943.07	79,000.00	79,000.00	-	48,056.93
22021001	Refreshment & Meals	165,200.00	67,000.00	264,000.00	264,000.00	-	197,000.00
22021003	Publicity & Advertisements	64,000.00	135,000.00	135,100.00	132,000.00	-	100.00
22021007	Welfare Packages	700,000.00	173,000.00	1,420,000.00	1,420,000.00	-	1,247,000.00
22021025	Other Miscellaneous Expenses	9,991,331.65	8,064,150.00	8,152,200.00	3,664,000.00	-	88,050.00
22021027	Daily Rated Allowance	-	1,888,000.00	1,907,400.00	918,000.00	-	19,400.00
<b>OTHER RECURRENT COSTS Total</b>		<b>13,689,583.36</b>	<b>17,342,659.07</b>	<b>21,202,900.00</b>	<b>11,945,000.00</b>	<b>-</b>	<b>3,860,240.93</b>
<b>021500100100 - Ministry of Agriculture Total</b>		<b>267,764,153.81</b>	<b>269,755,891.06</b>	<b>310,258,800.00</b>	<b>263,221,000.00</b>	<b>-</b>	<b>40,502,908.95</b>
<b>021510200100 - Adamawa ADP</b>							
<b>PERSONNEL COST</b>							
21010101	Basic-Salary	67,745,347.80	63,649,608.99	77,147,000.00	77,147,000.00	-	13,497,391.01
21020102	Housing/Rent Allowance	8,682,778.16	9,904,508.45	10,011,300.00	4,568,000.00	-	106,791.55
21020103	Transport Allowance	3,117,354.88	3,026,445.94	3,044,800.00	2,109,000.00	-	18,354.06
21020104	Meal Subsidy	492,021.86	501,395.93	502,000.00	475,000.00	-	604.07
21020105	Utility Allowance	1,875,989.82	1,635,388.03	1,918,000.00	1,918,000.00	-	282,611.97
21020106	Entertainment Allowance	195,702.48	182,496.61	197,000.00	197,000.00	-	14,503.39
21020107	Leave Allowance	2,049,014.00	4,262,859.00	5,142,000.00	5,142,000.00	-	879,141.00
21020108	Domestic Staff Allowance	6,365,169.81	6,035,106.12	6,370,000.00	6,370,000.00	-	334,893.88
21020109	Shift Allowance	397,869.29	477,072.00	578,000.00	578,000.00	-	100,928.00
21020110	Call Duty Allowance	942,540.00	952,560.00	1,011,000.00	1,011,000.00	-	58,440.00
21020111	Clinical Allowance	176,507.57	-	608,000.00	608,000.00	-	608,000.00
21020112	Harzard Allowance	236,250.00	315,000.00	321,300.00	-	-	6,300.00
21020114	Teaching Allowance	3,340.00	39,311.04	40,100.00	-	-	788.96
21020118	Siwes Allowance	79,512.00	-	301,000.00	301,000.00	-	301,000.00
21020123	Responsibility Allowance	187,855.46	-	566,000.00	566,000.00	-	566,000.00
21020135	Furniture Allowance	8,045,153.64	6,931,423.26	8,123,000.00	8,123,000.00	-	1,191,576.74
21020145	Other Allowances and Benefits	7,547,154.54	4,620,000.00	10,484,000.00	10,484,000.00	-	5,864,000.00
<b>PERSONNEL COST Total</b>		<b>108,139,561.31</b>	<b>102,533,175.37</b>	<b>126,364,500.00</b>	<b>119,597,000.00</b>	<b>-</b>	<b>23,831,324.63</b>

Report of the Auditor General on the Accounts of Adamawa State Government for the year ended 31st December 2023

SCHEDULE OF RECURRENT EXPENDITURE CONTD.

Economic Code	Economic Description	Actual 2022 ₦	Actual 2023 ₦	Final Budget 2023 ₦	Original Budget 2023 ₦	Supplementary Budget 2023 ₦	Variance 2023 ₦
<b>OTHER RECURRENT COSTS</b>							
22020101	Local Travel & Transport: Training	88,500.00	-	-	-	-	-
22020102	Local Travel & Transport: Others	276,500.00	460,500.00	516,000.00	516,000.00	-	55,500.00
22020103	International Travel & Transport: Training	310,500.00	-	217,000.00	217,000.00	-	217,000.00
22020301	Office Stationeries/Computer Consumables	21,000.00	-	47,000.00	47,000.00	-	47,000.00
22020305	Printing of Non Security Documents	7,200.00	10,000.00	11,000.00	11,000.00	-	1,000.00
22020306	Printing of Security Documents	-	-	12,000.00	12,000.00	-	12,000.00
22020308	Field & Camping Materials Supplies	-	-	187,000.00	187,000.00	-	187,000.00
22020401	Maintenance of Motor Vehicle/Transport Equipment	847,700.00	409,800.00	453,000.00	453,000.00	-	43,200.00
22020402	Maintenance of Office Furniture	26,631.96	2,000.00	8,000.00	8,000.00	-	6,000.00
22020403	Maintenance of Office Building/Residential Qtrs	132,000.00	-	207,000.00	207,000.00	-	207,000.00
22020404	Maintenance of Office/IT Equipments	32,600.00	-	61,000.00	61,000.00	-	61,000.00
22020406	Other Maintenance Services	361,700.00	108,200.00	109,000.00	109,000.00	-	800.00
22020501	Local Training	56,000.00	-	-	-	-	-
22020801	Motor Vehicle Fuel Cost	-	208,000.00	212,000.00	12,000.00	-	4,000.00
22020901	Bank Charges (Other Than Interest)	3,265.41	5,619.97	10,000.00	10,000.00	-	4,380.03
22021007	Welfare Packages	-	2,000.00	23,000.00	23,000.00	-	21,000.00
22021014	Budget Preparation Expensis	-	-	88,000.00	88,000.00	-	88,000.00
22021025	Other Miscellaneous Expenses	924,000.00	3,557,200.00	3,617,900.00	527,000.00	-	60,700.00
<b>OTHER RECURRENT COSTS Total</b>		<b>3,087,597.37</b>	<b>4,763,319.97</b>	<b>5,778,900.00</b>	<b>2,488,000.00</b>	<b>-</b>	<b>1,015,580.03</b>
<b>021510200100 - Adamawa ADP Total</b>		<b>111,227,158.68</b>	<b>107,296,495.34</b>	<b>132,143,400.00</b>	<b>122,085,000.00</b>	<b>-</b>	<b>24,846,904.66</b>
<b>021510300100 - Adamawa Agricultural Mechanization Authority</b>							
<b>PERSONNEL COST</b>							
21010101	Basic-Salary	47,162,738.76	40,739,320.68	51,615,000.00	51,615,000.00	-	10,875,679.32
21020102	Housing/Rent Allowance	7,255,876.10	9,321,145.80	9,426,100.00	4,074,000.00	-	104,954.20
21020103	Transport Allowance	2,899,608.24	2,845,640.35	2,856,200.00	2,319,000.00	-	10,559.65
21020104	Meal Subsidy	495,698.36	512,241.65	513,700.00	442,000.00	-	1,458.35
21020105	Utility Allowance	2,646,562.57	1,548,060.24	1,725,000.00	1,725,000.00	-	176,939.76
21020106	Entertainment Allowance	116,365.70	108,364.58	115,000.00	115,000.00	-	6,635.42
21020107	Leave Allowance	3,497,450.00	4,077,038.00	4,424,000.00	4,424,000.00	-	346,962.00
21020108	Domestic Staff Allowance	3,722,251.08	3,431,978.45	3,655,000.00	3,655,000.00	-	223,021.55
21020111	Clinical Allowance	97,958.86	-	217,000.00	217,000.00	-	217,000.00
21020135	Furniture Allowance	7,952,427.27	6,972,698.10	7,687,000.00	7,687,000.00	-	714,301.90
21020145	Other Allowances and Benefits	3,829,369.00	4,260,000.00	7,927,000.00	7,927,000.00	-	3,667,000.00
<b>PERSONNEL COST Total</b>		<b>79,676,305.94</b>	<b>73,816,487.85</b>	<b>90,161,000.00</b>	<b>84,200,000.00</b>	<b>-</b>	<b>16,344,512.15</b>
<b>OTHER RECURRENT COSTS</b>							
22020101	Local Travel & Transport: Training	340,000.00	-	223,000.00	223,000.00	-	223,000.00
22020105	Hotel Accommodation - Local	-	-	89,000.00	89,000.00	-	89,000.00
22020301	Office Stationeries/Computer Consumables	17,000.00	50,000.00	88,000.00	88,000.00	-	38,000.00
22020305	Printing of Non Security Documents	78,000.00	55,000.00	55,200.00	48,000.00	-	200.00
22020401	Maintenance of Motor Vehicle/Transport Equipment	17,000.00	-	31,000.00	31,000.00	-	31,000.00
22020402	Maintenance of Office Furniture	-	-	28,000.00	28,000.00	-	28,000.00
22020403	Maintenance of Office Building/Residential Qtrs	-	-	23,000.00	23,000.00	-	23,000.00

Report of the Auditor General on the Accounts of Adamawa State Government for the year ended 31st December 2023

SCHEDULE OF RECURRENT EXPENDITURE CONTD.

Economic Code	Economic Description	Actual	Actual	Final Budget	Original Budget	Supplementary	Variance
		2022	2023	2023	2023	Budget	2023
		₦	₦	₦	₦	₦	₦
22020404	Maintenance of Office/IT Equipments	-	5,000.00	36,000.00	36,000.00	-	31,000.00
22020405	Maintenance of Plants/Generators	-	5,000.00	16,000.00	16,000.00	-	11,000.00
22020406	Other Maintenance Services	95,000.00	120,000.00	272,000.00	272,000.00	-	152,000.00
22020601	Security Services	1,600,000.00	1,920,000.00	1,953,600.00	242,000.00	-	33,600.00
22020602	Office Rent	160,000.00	-	-	-	-	-
22020604	Security Vote (Including Operations)	5,000.00	-	-	-	-	-
22020605	Cleaning & Fumigation Services	5,364.38	8,000.00	53,000.00	53,000.00	-	45,000.00
22020704	Engineering Services	-	-	31,000.00	31,000.00	-	31,000.00
22020801	Motor Vehicle Fuel Cost	-	-	23,000.00	23,000.00	-	23,000.00
22020802	Other Transport Equipment Fuel Cost	110,000.00	165,000.00	166,100.00	114,000.00	-	1,100.00
22020803	Plant/Generator Fuel Cost	15,000.00	-	23,000.00	23,000.00	-	23,000.00
22020805	Sea Boat Fuel Cost	15,000.00	30,000.00	30,100.00	27,000.00	-	100.00
22020901	Bank Charges (Other Than Interest)	3,666.25	8,649.45	14,000.00	14,000.00	-	5,350.55
22021001	Refreshment & Meals	10,000.00	30,000.00	30,100.00	27,000.00	-	100.00
22021002	Honorarium & Sitting Allowance	-	-	46,000.00	46,000.00	-	46,000.00
22021003	Publicity & Advertisements	-	-	46,000.00	46,000.00	-	46,000.00
22021004	Medical Expenses-Local	-	-	23,000.00	23,000.00	-	23,000.00
22021007	Welfare Packages	-	100,000.00	242,000.00	242,000.00	-	142,000.00
22021022	Youth Corpers Allowance	250,000.00	-	-	-	-	-
22021025	Other Miscellaneous Expenses	736,000.00	1,998,000.00	2,029,200.00	439,000.00	-	31,200.00
22021027	Daily Rated Allowance	-	-	1,685,000.00	1,685,000.00	-	1,685,000.00
22050101	Subsidy to Government Owned Companies & Parastatals	8,720,000.00	-	-	-	-	-
<b>OTHER RECURRENT COSTS Total</b>		<b>12,177,030.63</b>	<b>4,494,649.45</b>	<b>7,256,300.00</b>	<b>3,889,000.00</b>	<b>-</b>	<b>2,761,650.55</b>
<b>021510300100 - Adamawa Agricultural Mechanization Authority Total</b>		<b>91,853,336.57</b>	<b>78,311,137.30</b>	<b>97,417,300.00</b>	<b>88,089,000.00</b>	<b>-</b>	<b>19,106,162.70</b>
<b>022000100100 - Ministry of Finance</b>							
<b>PERSONNEL COST</b>							
21010101	Basic-Salary	42,944,302.70	38,027,532.08	63,842,000.00	63,842,000.00	-	25,814,467.92
21010103	Consolidated Revenue Fund Charge - Salaries	5,805,785.21	4,847,440.63	4,944,400.00	-	-	96,959.38
21020102	Housing/Rent Allowance	7,353,576.28	8,520,516.68	14,607,000.00	14,607,000.00	-	6,086,483.32
21020103	Transport Allowance	2,173,078.59	2,421,828.20	4,430,000.00	4,430,000.00	-	2,008,171.80
21020104	Meal Subsidy	374,938.20	443,081.27	880,000.00	880,000.00	-	436,918.73
21020105	Utility Allowance	1,399,839.46	1,246,355.90	2,221,000.00	2,221,000.00	-	974,644.10
21020106	Entertainment Allowance	7,960.24	11,940.36	14,000.00	14,000.00	-	2,059.64
21020107	Leave Allowance	3,905,846.00	3,693,473.00	6,099,000.00	6,099,000.00	-	2,405,527.00
21020108	Domestic Staff Allowance	289,106.88	433,660.32	475,000.00	475,000.00	-	41,339.68
21020111	Clinical Allowance	170,187.98	-	9,270,000.00	9,270,000.00	-	9,270,000.00
21020112	Harzard Allowance	23,529.69	282,356.28	288,100.00	-	-	5,743.72
21020120	Journal Allowance	94,118.76	-	-	-	-	-
21020135	Furniture Allowance	7,686,655.37	7,371,779.50	9,084,000.00	9,084,000.00	-	1,712,220.50
21020139	Wardrope Allowance	23,529.69	282,356.28	288,100.00	-	-	5,743.72
21020140	Academic Allowance	94,118.76	-	-	-	-	-
21020141	Accommodation Allowance	188,237.52	564,712.56	576,100.00	-	-	11,387.44
21020142	ICT Allowance	47,059.38	564,712.56	576,100.00	-	-	11,387.44
21020145	Other Allowances and Benefits	4,056,502.52	4,039,206.28	4,120,000.00	-	-	80,793.72



Report of the Auditor General on the Accounts of Adamawa State Government for the year ended 31st December 2023

SCHEDULE OF RECURRENT EXPENDITURE CONTD.

Economic Code	Economic Description	Actual 2022 ₦	Actual 2023 ₦	Final Budget 2023 ₦	Original Budget 2023 ₦	Supplementary Budget 2023 ₦	Variance 2023 ₦
<b>PERSONNEL COST Total</b>		<b>76,638,373.23</b>	<b>72,750,951.90</b>	<b>121,714,800.00</b>	<b>110,922,000.00</b>	<b>-</b>	<b>48,963,848.11</b>
<b>OTHER RECURRENT COSTS</b>							
22020101	Local Travel & Transport: Training	-	5,923,600.00	16,250,000.00	16,250,000.00	-	10,326,400.00
22020102	Local Travel & Transport: Others	23,170,800.00	53,518,709.00	53,614,100.00	48,750,000.00	-	95,391.00
22020103	International Travel & Transport: Training	-	-	1,625,000.00	1,625,000.00	-	1,625,000.00
22020104	International Travel & Transport: Others	-	-	1,625,000.00	1,625,000.00	-	1,625,000.00
22020105	Hotel Accommodation - Local	-	150,000.00	2,709,000.00	2,709,000.00	-	2,559,000.00
22020109	Per-Diem/Estacodes	-	3,955,000.00	4,001,600.00	1,625,000.00	-	46,600.00
22020201	Electricity Charges	254,690,820.81	324,956,780.61	529,167,000.00	929,167,000.00	-	204,210,219.39
22020202	Telephone Charges	4,964,053.52	-	271,000.00	271,000.00	-	271,000.00
22020203	Internet Access Charges	512,000.00	478,600.00	2,167,000.00	2,167,000.00	-	1,688,400.00
22020204	Satellite Broadcasting Access Charges	12,000.00	80,000.00	80,100.00	78,000.00	-	100.00
22020301	Office Stationeries/Computer Consumables	196,446,000.00	185,743,500.00	244,167,000.00	444,167,000.00	-	58,423,500.00
22020303	Newspapers	-	-	109,000.00	109,000.00	-	109,000.00
22020305	Printing of Non Security Documents	-	20,000.00	44,000.00	44,000.00	-	24,000.00
22020306	Printing of Security Documents	-	-	3,000.00	3,000.00	-	3,000.00
22020307	Drugs/Laboratory/Medical Supplies	-	-	109,000.00	109,000.00	-	109,000.00
22020312	Other Materials and Supplies	-	1,500,000.00	10,834,000.00	10,834,000.00	-	9,334,000.00
22020401	Maintenance of Motor Vehicle/Transport Equipment	863,000.00	691,700.00	2,709,000.00	2,709,000.00	-	2,017,300.00
22020402	Maintenance of Office Furniture	-	930,000.00	1,084,000.00	1,084,000.00	-	154,000.00
22020403	Maintenance of Office Building/Residential Qtrs	46,000.00	-	8,125,000.00	8,125,000.00	-	8,125,000.00
22020404	Maintenance of Office/IT Equipments	28,400.00	239,300.00	542,000.00	542,000.00	-	302,700.00
22020405	Maintenance of Plants/Generators	145,000.00	247,000.00	5,417,000.00	5,417,000.00	-	5,170,000.00
22020406	Other Maintenance Services	339,126.65	342,300.00	5,417,000.00	5,417,000.00	-	5,074,700.00
22020501	Local Training	-	15,000.00	8,667,000.00	8,667,000.00	-	8,652,000.00
22020502	International Training	-	-	10,834,000.00	10,834,000.00	-	10,834,000.00
22020503	Other Trainings	-	-	2,167,000.00	2,167,000.00	-	2,167,000.00
22020601	Security Services	480,000.00	613,000.00	650,000.00	650,000.00	-	37,000.00
22020604	Security Vote (Including Operations)	-	-	542,000.00	542,000.00	-	542,000.00
22020605	Cleaning & Fumigation Services	58,000.00	241,000.00	759,000.00	759,000.00	-	518,000.00
22020701	Financial Consulting	348,898,350.11	342,475,072.11	342,560,000.00	1,536,360,000.00	-	84,927.89
22020702	Information Technology Consulting	206,250.00	-	21,667,000.00	541,667,000.00	-	21,667,000.00
22020703	Legal Services	-	150,000.00	1,084,000.00	1,084,000.00	-	934,000.00
22020801	Motor Vehicle Fuel Cost	1,262,500.00	2,462,000.00	2,467,900.00	2,167,000.00	-	5,900.00
22020803	Plant/Generator Fuel Cost	3,060,000.00	3,432,000.00	5,417,000.00	5,417,000.00	-	1,985,000.00
22020901	Bank Charges (Other Than Interest)	2,058,151.85	972,751.25	6,175,000.00	6,175,000.00	-	5,202,248.75
22021001	Refreshment & Meals	1,917,000.00	2,249,000.00	3,250,000.00	3,250,000.00	-	1,001,000.00
22021002	Honorarium & Sitting Allowance	480,000.00	2,455,000.00	5,417,000.00	5,417,000.00	-	2,962,000.00
22021003	Publicity & Advertisements	1,625,000.00	950,000.00	5,417,000.00	5,417,000.00	-	4,467,000.00
22021004	Medical Expenses-Local	2,845,800.00	4,535,000.00	4,539,100.00	4,334,000.00	-	4,100.00
22021006	Postages & Courier Services	49,625.00	146,800.00	147,600.00	109,000.00	-	800.00
22021007	Welfare Packages	7,048,980.00	11,495,000.00	11,573,300.00	7,584,000.00	-	78,300.00
22021008	Subscription to Professional Bodies	-	-	542,000.00	542,000.00	-	542,000.00
22021021	Special Days/Celebrations	-	-	217,000.00	217,000.00	-	217,000.00
22021022	Youth Corpers Allowance	270,000.00	1,208,200.00	1,221,600.00	542,000.00	-	13,400.00

Report of the Auditor General on the Accounts of Adamawa State Government for the year ended 31st December 2023

SCHEDULE OF RECURRENT EXPENDITURE CONTD.

Economic Code	Economic Description	Actual 2022 ₦	Actual 2023 ₦	Final Budget 2023 ₦	Original Budget 2023 ₦	Supplementary Budget 2023 ₦	Variance 2023 ₦
22021023	Development Plan Preparation Expenses	-	300,000.00	122,417,000.00	122,417,000.00	-	122,117,000.00
22021025	Other Miscellaneous Expenses	103,942,077.30	65,212,082.80	178,788,000.00	478,788,000.00	-	113,575,917.20
22021027	Daily Rated Allowance	3,110,000.00	13,435,827.86	13,596,300.00	5,417,000.00	-	160,472.14
<b>OTHER RECURRENT COSTS Total</b>		<b>958,528,935.24</b>	<b>1,031,124,223.63</b>	<b>1,640,185,600.00</b>	<b>4,233,350,000.00</b>	<b>-</b>	<b>609,061,376.37</b>
<b>022000100100 - Ministry of Finance Total</b>		<b>1,035,167,308.47</b>	<b>1,103,875,175.53</b>	<b>1,761,900,400.00</b>	<b>4,344,272,000.00</b>	<b>-</b>	<b>658,025,224.48</b>
<b>022000200100 - Debt Management Agency</b>							
<b>PERSONNEL COST</b>							
21010101	Basic-Salary	3,531,434.82	3,689,493.84	3,926,000.00	3,926,000.00	-	236,506.16
21010103	Consolidated Revenue Fund Charge - Salaries	5,416,967.25	3,165,962.63	3,188,800.00	2,027,000.00	-	22,837.38
21020102	Housing/Rent Allowance	2,609,061.36	3,689,493.84	3,737,800.00	1,279,000.00	-	48,306.16
21020103	Transport Allowance	1,043,624.76	1,475,797.80	1,494,400.00	549,000.00	-	18,602.20
21020104	Meal Subsidy	786,746.68	826,653.24	829,500.00	687,000.00	-	2,846.76
21020105	Utility Allowance	1,412,574.21	1,475,797.80	1,476,600.00	1,436,000.00	-	802.20
21020106	Entertainment Allowance	151,430.85	186,797.04	187,600.00	147,000.00	-	802.96
21020107	Leave Allowance	260,906.44	368,949.84	370,700.00	283,000.00	-	1,750.16
21020108	Domestic Staff Allowance	1,574,528.84	1,604,369.04	1,606,600.00	1,494,000.00	-	2,230.96
21020109	Shift Allowance	233,496.12	-	488,000.00	488,000.00	-	488,000.00
21020111	Clinical Allowance	506,725.10	-	1,500,000.00	1,500,000.00	-	1,500,000.00
21020112	Harzard Allowance	856,237.52	1,106,848.68	1,129,000.00	-	-	22,151.32
21020124	Medical Students Allowance	524,725.28	-	-	-	-	-
21020128	Personal Assistance Allowance	-	933,984.48	952,700.00	-	-	18,715.52
21020130	Special Allowance	-	1,106,848.68	1,129,000.00	-	-	22,151.32
21020135	Furniture Allowance	1,273,860.49	1,338,022.80	1,339,200.00	1,282,000.00	-	1,177.20
21020140	Academic Allowance	-	280,195.44	285,800.00	-	-	5,604.56
21020143	Motor Vehicle/ Maintenance Allowance	276,712.17	-	685,000.00	685,000.00	-	685,000.00
21020145	Other Allowances and Benefits	2,018,013.35	500,000.00	3,655,000.00	3,655,000.00	-	3,155,000.00
<b>PERSONNEL COST Total</b>		<b>22,477,045.24</b>	<b>21,749,215.15</b>	<b>27,981,700.00</b>	<b>19,438,000.00</b>	<b>-</b>	<b>6,232,484.86</b>
<b>OTHER RECURRENT COSTS</b>							
22020101	Local Travel & Transport: Training	1,708,000.00	1,757,000.00	1,786,000.00	1,786,000.00	-	29,000.00
22020103	International Travel & Transport: Training	1,060,000.00	1,344,000.00	1,581,000.00	1,581,000.00	-	237,000.00
22020105	Hotel Accommodation - Local	1,552,000.00	1,083,600.00	1,593,000.00	1,593,000.00	-	509,400.00
22020202	Telephone Charges	5,850.00	-	67,000.00	67,000.00	-	67,000.00
22020203	Internet Access Charges	65,000.00	90,000.00	195,000.00	195,000.00	-	105,000.00
22020204	Satellite Broadcasting Access Charges	37,200.00	41,700.00	52,000.00	52,000.00	-	10,300.00
22020207	Leased Communication Lines(s)	5,850.00	-	-	-	-	-
22020301	Office Stationeries/Computer Consumables	472,700.00	540,600.00	540,900.00	530,000.00	-	300.00
22020303	Newspapers	-	5,000.00	59,000.00	59,000.00	-	54,000.00
22020305	Printing of Non Security Documents	-	80,000.00	81,000.00	81,000.00	-	1,000.00
22020306	Printing of Security Documents	-	138,000.00	229,000.00	229,000.00	-	91,000.00
22020311	Food Stuff/Catering Materials Supplies	-	40,000.00	47,000.00	47,000.00	-	7,000.00
22020312	Other Materials and Supplies	227,200.00	167,000.00	196,000.00	196,000.00	-	29,000.00
22020401	Maintenance of Motor Vehicle/Transport Equipment	164,000.00	310,500.00	313,500.00	163,000.00	-	3,000.00
22020402	Maintenance of Office Furniture	842,000.00	799,000.00	829,000.00	829,000.00	-	30,000.00

Report of the Auditor General on the Accounts of Adamawa State Government for the year ended 31st December 2023

SCHEDULE OF RECURRENT EXPENDITURE CONTD.

Economic Code	Economic Description	Actual	Actual	Final Budget	Original Budget	Supplementary Budget	Variance
		2022	2023	2023	2023	2023	2023
		₦	₦	₦	₦	₦	₦
22020404	Maintenance of Office/IT Equipments	366,200.00	267,800.00	475,000.00	475,000.00	-	207,200.00
22020405	Maintenance of Plants/Generators	170,000.00	102,000.00	219,000.00	219,000.00	-	117,000.00
22020406	Other Maintenance Services	234,450.00	180,000.00	181,000.00	181,000.00	-	1,000.00
22020501	Local Training	800,000.00	612,000.00	1,111,000.00	1,111,000.00	-	499,000.00
22020502	International Training	710,000.00	982,000.00	1,062,000.00	1,062,000.00	-	80,000.00
22020503	Other Trainings	10,000.00	342,000.00	1,207,000.00	1,207,000.00	-	865,000.00
22020504	Seminars/Workshop and Conferences	1,210,000.00	1,020,000.00	1,021,700.00	935,000.00	-	1,700.00
22020605	Cleaning & Fumigation Services	38,750.00	25,200.00	58,000.00	58,000.00	-	32,800.00
22020701	Financial Consulting	3,000,000.00	1,327,300.00	2,028,000.00	2,028,000.00	-	700,700.00
22020801	Motor Vehicle Fuel Cost	310,000.00	310,000.00	355,000.00	355,000.00	-	45,000.00
22020803	Plant/Generator Fuel Cost	310,000.00	555,000.00	707,000.00	707,000.00	-	152,000.00
22020901	Bank Charges (Other Than Interest)	33,862.95	21,526.49	37,000.00	37,000.00	-	15,473.51
22021001	Refreshment & Meals	528,000.00	390,000.00	392,000.00	392,000.00	-	2,000.00
22021002	Honorarium & Sitting Allowance	2,312,000.00	442,000.00	597,000.00	597,000.00	-	155,000.00
22021003	Publicity & Advertisements	-	28,000.00	164,000.00	164,000.00	-	136,000.00
22021006	Postages & Courier Services	-	-	24,000.00	24,000.00	-	24,000.00
22021007	Welfare Packages	1,141,750.00	1,065,800.00	1,070,000.00	1,070,000.00	-	4,200.00
22021023	Development Plan Preparation Expenses	30,000.00	-	90,000.00	90,000.00	-	90,000.00
22021026	Monitoring and Evaluation Recurrent	-	315,000.00	466,000.00	466,000.00	-	151,000.00
22021027	Daily Rated Allowance	7,209,000.00	1,625,000.00	7,638,000.00	7,638,000.00	-	6,013,000.00
<b>OTHER RECURRENT COSTS Total</b>		<b>24,553,812.95</b>	<b>16,007,026.49</b>	<b>26,472,100.00</b>	<b>26,224,000.00</b>	<b>-</b>	<b>10,465,073.51</b>
<b>022000200100 - Debt Management Agency Total</b>		<b>47,030,858.19</b>	<b>37,756,241.64</b>	<b>54,453,800.00</b>	<b>45,662,000.00</b>	<b>-</b>	<b>16,697,558.37</b>
<b>022000300100 - Budget Department</b>							
<b>PERSONNEL COST</b>							
21010101	Basic-Salary	9,797,313.80	9,990,891.80	11,782,000.00	11,782,000.00	-	1,791,108.20
21010103	Consolidated Revenue Fund Charge - Salaries	-	2,423,720.31	2,472,200.00	-	-	48,479.69
21020102	Housing/Rent Allowance	1,680,824.30	2,285,911.42	2,313,400.00	914,000.00	-	27,488.58
21020103	Transport Allowance	439,623.91	702,447.96	709,800.00	336,000.00	-	7,352.04
21020104	Meal Subsidy	107,326.12	125,664.60	126,200.00	101,000.00	-	535.40
21020105	Utility Allowance	357,044.44	366,742.62	381,000.00	381,000.00	-	14,257.38
21020106	Entertainment Allowance	3,980.12	14,389.35	14,600.00	4,000.00	-	210.65
21020107	Leave Allowance	730,899.00	974,532.00	975,700.00	917,000.00	-	1,168.00
21020108	Domestic Staff Allowance	144,553.44	433,660.32	441,200.00	60,000.00	-	7,539.68
21020111	Clinical Allowance	21,812.64	-	89,000.00	89,000.00	-	89,000.00
21020114	Teaching Allowance	77,642.99	194,508.36	198,400.00	-	-	3,891.64
21020127	UniForm Allowance	39,901.10	-	103,000.00	103,000.00	-	103,000.00
21020135	Furniture Allowance	1,826,078.49	1,864,795.54	1,953,000.00	1,953,000.00	-	88,204.46
21020145	Other Allowances and Benefits	1,022,233.46	1,150,000.00	2,103,000.00	2,103,000.00	-	953,000.00
<b>PERSONNEL COST Total</b>		<b>16,249,233.81</b>	<b>20,527,264.28</b>	<b>23,662,500.00</b>	<b>18,743,000.00</b>	<b>-</b>	<b>3,135,235.72</b>
<b>OTHER RECURRENT COSTS</b>							
22020101	Local Travel & Transport: Training	2,039,650.00	4,622,600.00	4,647,400.00	3,386,000.00	-	24,800.00
22020102	Local Travel & Transport: Others	-	-	2,345,000.00	2,345,000.00	-	2,345,000.00
22020103	International Travel & Transport: Training	-	-	878,000.00	878,000.00	-	878,000.00

Report of the Auditor General on the Accounts of Adamawa State Government for the year ended 31st December 2023

SCHEDULE OF RECURRENT EXPENDITURE CONTD.

Economic Code	Economic Description	Actual	Actual	Final Budget	Original Budget	Supplementary	Variance
		2022	2023	2023	2023	Budget	2023
		₦	₦	₦	₦	₦	₦
22020104	International Travel & Transport: Others	-	-	878,000.00	878,000.00	-	878,000.00
22020105	Hotel Accommodation - Local	-	-	878,000.00	878,000.00	-	878,000.00
22020203	Internet Access Charges	-	-	5,000,000.00	5,000,000.00	-	5,000,000.00
22020204	Satellite Broadcasting Access Charges	105,000.00	61,500.00	10,058,000.00	10,058,000.00	-	9,996,500.00
22020209	Other Utility Charges	-	-	109,000.00	109,000.00	-	109,000.00
22020301	Office Stationeries/Computer Consumables	277,000.00	403,500.00	980,000.00	980,000.00	-	576,500.00
22020305	Printing of Non Security Documents	-	-	217,000.00	217,000.00	-	217,000.00
22020306	Printing of Security Documents	200,000.00	50,000.00	1,000,000.00	1,000,000.00	-	950,000.00
22020312	Other Materials and Supplies	-	-	1,755,000.00	1,755,000.00	-	1,755,000.00
22020401	Maintenance of Motor Vehicle/Transport Equipment	653,000.00	710,000.00	867,000.00	867,000.00	-	157,000.00
22020402	Maintenance of Office Furniture	173,000.00	-	217,000.00	217,000.00	-	217,000.00
22020404	Maintenance of Office/IT Equipments	59,000.00	180,000.00	50,542,000.00	50,542,000.00	-	50,362,000.00
22020405	Maintenance of Plants/Generators	-	-	55,000.00	55,000.00	-	55,000.00
22020406	Other Maintenance Services	9,000.00	-	109,000.00	109,000.00	-	109,000.00
22020501	Local Training	-	-	20,167,000.00	20,167,000.00	-	20,167,000.00
22020502	International Training	-	-	15,000,000.00	15,000,000.00	-	15,000,000.00
22020605	Cleaning & Fumigation Services	32,500.00	42,500.00	44,000.00	44,000.00	-	1,500.00
22020701	Financial Consulting	1,140,000.00	-	2,221,000.00	2,221,000.00	-	2,221,000.00
22020801	Motor Vehicle Fuel Cost	1,372,000.00	4,282,500.00	4,311,400.00	2,839,000.00	-	28,900.00
22020803	Plant/Generator Fuel Cost	300,000.00	470,000.00	878,000.00	878,000.00	-	408,000.00
22020901	Bank Charges (Other Than Interest)	74,084.56	66,658.94	67,000.00	51,000.00	-	341.06
22021001	Refreshment & Meals	100,000.00	458,000.00	553,000.00	553,000.00	-	95,000.00
22021002	Honorarium & Sitting Allowance	10,000.00	-	-	-	-	-
22021003	Publicity & Advertisements	-	-	439,000.00	439,000.00	-	439,000.00
22021004	Medical Expenses-Local	450,000.00	80,000.00	80,200.00	74,000.00	-	200.00
22021005	Services and School Fees Payment	50,000.00	-	-	-	-	-
22021006	Postages & Courier Services	-	-	26,000.00	26,000.00	-	26,000.00
22021007	Welfare Packages	720,000.00	782,000.00	1,300,000.00	1,300,000.00	-	518,000.00
22021008	Subscription to Professional Bodies	-	-	245,000.00	245,000.00	-	245,000.00
22021023	Development Plan Preparation Expenses	40,111,950.00	10,310,000.00	75,834,000.00	75,834,000.00	-	65,524,000.00
22021025	Other Miscellaneous Expenses	1,756,500.00	63,274,838.55	63,504,300.00	51,805,000.00	-	229,461.45
22021027	Daily Rated Allowance	888,000.00	927,000.00	3,409,000.00	3,409,000.00	-	2,482,000.00
<b>OTHER RECURRENT COSTS Total</b>		<b>50,520,684.56</b>	<b>86,721,097.49</b>	<b>268,614,300.00</b>	<b>254,159,000.00</b>	<b>-</b>	<b>181,893,202.51</b>
<b>022000300100 - Budget Department Total</b>		<b>66,769,918.37</b>	<b>107,248,361.77</b>	<b>292,276,800.00</b>	<b>272,902,000.00</b>	<b>-</b>	<b>185,028,438.23</b>
<b>022000700100 - Office of the Accountant General</b>							
<b>PERSONNEL COST</b>							
21010101	Basic-Salary	196,719,959.10	180,888,565.08	322,744,000.00	322,744,000.00	-	141,855,434.92
21010103	Consolidated Revenue Fund Charge - Salaries	3,697,352.25	-	34,535,000.00	34,535,000.00	-	34,535,000.00
21020102	Housing/Rent Allowance	34,487,206.55	2,143,445.37	2,150,400.00	1,799,000.00	-	6,954.63
21020103	Transport Allowance	23,523,495.30	11,750,443.29	11,833,600.00	7,595,000.00	-	83,156.71
21020104	Meal Subsidy	1,450,548.30	1,845,642.86	2,763,000.00	2,763,000.00	-	917,357.14
21020105	Utility Allowance	7,849,686.31	7,073,679.82	12,898,000.00	12,898,000.00	-	5,824,320.18
21020106	Entertainment Allowance	1,585,180.01	1,145,753.20	2,602,000.00	2,602,000.00	-	1,456,246.80
21020107	Leave Allowance	18,047,114.81	17,941,811.24	32,276,000.00	32,276,000.00	-	14,334,188.76

Report of the Auditor General on the Accounts of Adamawa State Government for the year ended 31st December 2023

SCHEDULE OF RECURRENT EXPENDITURE CONTD.

Economic Code	Economic Description	Actual	Actual	Final Budget	Original Budget	Supplementary Budget	Variance
		2022	2023	2023	2023	2023	2023
		₦	₦	₦	₦	₦	₦
21020108	Domestic Staff Allowance	18,493,573.72	14,665,863.69	28,303,000.00	28,303,000.00	-	13,637,136.31
21020109	Shift Allowance	174,886.61	-	563,000.00	563,000.00	-	563,000.00
21020110	Call Duty Allowance	-	-	393,000.00	393,000.00	-	393,000.00
21020111	Clinical Allowance	32,359,436.32	-	54,948,000.00	54,948,000.00	-	54,948,000.00
21020112	Harzard Allowance	64,929,926.43	89,428,543.57	91,217,200.00	-	-	1,788,656.43
21020117	Outfit Allowance	11,597.28	69,583.68	92,000.00	92,000.00	-	22,416.32
21020120	Journal Allowance	6,546,824.90	193,218.64	25,093,000.00	25,093,000.00	-	24,899,781.36
21020128	Personal Assistance Allowance	23,194.56	978,542.04	996,700.00	72,000.00	-	18,157.96
21020130	Special Allowance	-	353,205.84	360,300.00	-	-	7,094.16
21020135	Furniture Allowance	37,348,683.32	34,548,886.05	55,154,000.00	55,154,000.00	-	20,605,113.95
21020137	Driver's Allowance	311,967.52	966,092.97	985,500.00	-	-	19,407.03
21020138	Admin Allowance	363,962.06	322,030.95	751,000.00	751,000.00	-	428,969.05
21020139	Wardrope Allowance	72,722,543.40	89,075,337.73	89,784,200.00	53,636,000.00	-	708,862.27
21020140	Academic Allowance	23,790,030.23	293,562.72	96,489,000.00	96,489,000.00	-	96,195,437.28
21020141	Accommodation Allowance	111,968,041.94	178,150,653.77	179,510,700.00	110,150,000.00	-	1,360,046.23
21020142	ICT Allowance	4,346,987.96	26,333,261.16	26,758,100.00	5,092,000.00	-	424,838.84
21020143	Motor Vehicle/ Maintenance Allowance	96,810.60	-	230,000.00	230,000.00	-	230,000.00
21020145	Other Allowances and Benefits	96,812,747.33	61,760,755.70	82,987,000.00	82,987,000.00	-	21,226,244.30
<b>PERSONNEL COST Total</b>		<b>757,661,756.81</b>	<b>719,928,879.37</b>	<b>1,156,417,700.00</b>	<b>931,165,000.00</b>	<b>-</b>	<b>436,488,820.63</b>
<b>OTHER RECURRENT COSTS</b>							
22020101	Local Travel & Transport: Training	2,947,000.00	10,019,660.00	60,238,000.00	60,238,000.00	-	50,218,340.00
22020102	Local Travel & Transport: Others	6,153,500.00	9,567,150.00	10,238,000.00	10,238,000.00	-	670,850.00
22020103	International Travel & Transport: Training	1,949,669.00	-	-	-	-	-
22020104	International Travel & Transport: Others	3,000,000.00	-	3,092,000.00	3,092,000.00	-	3,092,000.00
22020105	Hotel Accommodation - Local	600,000.00	-	1,032,000.00	1,032,000.00	-	1,032,000.00
22020109	Per-Diem/Estacodes	-	-	615,000.00	615,000.00	-	615,000.00
22020201	Electricity Charges	-	-	1,025,000.00	1,025,000.00	-	1,025,000.00
22020203	Internet Access Charges	-	-	3,072,000.00	3,072,000.00	-	3,072,000.00
22020204	Satellite Broadcasting Access Charges	-	-	206,000.00	206,000.00	-	206,000.00
22020208	Software Charges/ License Renewal	-	9,500,000.00	25,595,000.00	25,595,000.00	-	16,095,000.00
22020301	Office Stationeries/Computer Consumables	7,216,550.00	8,498,500.00	15,357,000.00	15,357,000.00	-	6,858,500.00
22020302	Books	-	-	157,000.00	157,000.00	-	157,000.00
22020305	Printing of Non Security Documents	-	3,000,000.00	7,016,000.00	7,016,000.00	-	4,016,000.00
22020306	Printing of Security Documents	56,571,600.00	11,500,000.00	98,705,000.00	98,705,000.00	-	87,205,000.00
22020309	UniForms & Other Clothing	-	-	513,000.00	513,000.00	-	513,000.00
22020401	Maintenance of Motor Vehicle/Transport Equipment	1,016,700.00	224,500.00	1,025,000.00	1,025,000.00	-	800,500.00
22020402	Maintenance of Office Furniture	240,000.00	405,000.00	1,025,000.00	1,025,000.00	-	620,000.00
22020403	Maintenance of Office Building/Residential Qtrs	244,000.00	318,800.00	3,072,000.00	3,072,000.00	-	2,753,200.00
22020404	Maintenance of Office/IT Equipments	1,462,100.00	2,102,700.00	2,111,100.00	1,683,000.00	-	8,400.00
22020405	Maintenance of Plants/Generators	733,200.00	484,000.00	1,025,000.00	1,025,000.00	-	541,000.00
22020406	Other Maintenance Services	1,475,000.00	5,000.00	17,000.00	17,000.00	-	12,000.00
22020407	Maintenance of Aircrafts	1,380,000.00	-	52,000.00	52,000.00	-	52,000.00
22020501	Local Training	4,020,000.00	-	-	-	-	-
22020601	Security Services	2,500.00	1,012,000.00	1,022,000.00	513,000.00	-	10,000.00
22020605	Cleaning & Fumigation Services	407,500.00	300,000.00	513,000.00	513,000.00	-	213,000.00

Report of the Auditor General on the Accounts of Adamawa State Government for the year ended 31st December 2023

SCHEDULE OF RECURRENT EXPENDITURE CONTD.

Economic Code	Economic Description	Actual	Actual	Final Budget	Original Budget	Supplementary	Variance
		2022	2023	2023	2023	Budget	2023
		₦	₦	₦	₦	₦	₦
22020701	Financial Consulting	396,088,991.73	401,184,838.20	479,167,000.00	779,167,000.00	-	77,982,161.80
22020702	InFormation Technology Consulting	-	-	1,025,000.00	1,025,000.00	-	1,025,000.00
22020703	Legal Services	-	-	257,000.00	257,000.00	-	257,000.00
22020709	Other Consulting Services	-	-	513,000.00	513,000.00	-	513,000.00
22020801	Motor Vehicle Fuel Cost	1,894,500.00	3,367,250.00	3,373,200.00	3,072,000.00	-	5,950.00
22020803	Plant/Generator Fuel Cost	3,652,500.00	7,753,600.00	50,238,000.00	50,238,000.00	-	42,484,400.00
22020901	Bank Charges (Other Than Interest)	219,669.98	514,828.87	100,000,000.00	1,000,000,000.00	-	99,485,171.13
22021001	Refreshment & Meals	-	20,000.00	308,000.00	308,000.00	-	288,000.00
22021002	Honorarium & Sitting Allowance	150,000.00	96,600.00	308,000.00	308,000.00	-	211,400.00
22021003	Publicity & Advertisements	-	-	2,048,000.00	2,048,000.00	-	2,048,000.00
22021004	Medical Expenses-Local	-	-	5,120,000.00	5,120,000.00	-	5,120,000.00
22021006	Postages & Courier Services	6,000.00	14,400.00	52,000.00	52,000.00	-	37,600.00
22021007	Welfare Packages	1,600,000.00	2,800,000.00	26,143,000.00	26,143,000.00	-	23,343,000.00
22021008	Subscription to Professional Bodies	509,000.00	815,000.00	1,537,000.00	1,537,000.00	-	722,000.00
22021022	Youth Corpers Allowance	590,000.00	110,000.00	1,209,000.00	1,209,000.00	-	1,099,000.00
22021023	Development Plan Preparation Expenses	-	-	5,120,000.00	5,120,000.00	-	5,120,000.00
22021024	Final Accounts Preparartion Expenses	-	210,000.00	50,721,000.00	50,721,000.00	-	50,511,000.00
22021025	Other Miscellaneous Expenses	12,753,800.00	15,640,575.00	96,545,000.00	96,545,000.00	-	80,904,425.00
22021027	Daily Rated Allowance	5,935,000.00	6,395,000.00	15,000,000.00	15,000,000.00	-	8,605,000.00
22040103	Grant to Local Governments -Current	-	126,000,000.00	309,189,100.00	309,189,100.00	-	183,189,100.00
22060102	Foreign Interest/Discount - Long Term Borrowings	1,022,112,408.80	-	-	-	-	-
22060202	Domestic Interest/Discount - Long Term Borrowings	6,983,625,972.90	-	-	-	-	-
22060302	Foreign Principal - Long Term Borrowings	-	3,687,709,151.22	3,700,000,000.00	1,100,000,000.00	-	12,290,848.78
22060401	Domestic Principal - Short Term Borrowings	120,417,008.98	-	1,175,027,100.00	1,917,445,000.00	-	1,175,027,100.00
22060402	Domestic Principal - Long Term Borrowings	2,113,819,039.80	13,680,825,112.96	13,992,555,000.00	15,692,555,000.00	-	311,729,887.04
22070105	10 % Cost of IGR Collection	677,477,291.64	543,356,781.50	630,000,000.00	1,030,000,000.00	-	86,643,218.50
<b>OTHER RECURRENT COSTS Total</b>		<b>11,430,270,502.83</b>	<b>18,533,750,447.75</b>	<b>20,882,178,500.00</b>	<b>22,323,358,100.00</b>	<b>-</b>	<b>2,348,428,052.25</b>
<b>022000700100 - Office of the Accountant General Total</b>		<b>12,187,932,259.64</b>	<b>19,253,679,327.12</b>	<b>22,038,596,200.00</b>	<b>23,254,523,100.00</b>	<b>-</b>	<b>2,784,916,872.88</b>
<b>022000800100 - Board of Internal Revenue</b>							
<b>PERSONNEL COST</b>							
21010101	Basic-Salary	166,694,742.30	163,963,409.15	187,694,000.00	391,694,000.00	-	23,730,590.85
21010103	Consolidated Revenue Fund Charge - Salaries	1,080,000.00	450,000.00	1,950,000.00	1,950,000.00	-	1,500,000.00
21020102	Housing/Rent Allowance	29,579,387.07	38,571,470.38	38,622,500.00	36,020,000.00	-	51,029.62
21020103	Transport Allowance	10,544,672.61	12,477,601.19	15,474,000.00	15,474,000.00	-	2,996,398.81
21020104	Meal Subsidy	1,769,396.26	2,495,303.48	4,598,000.00	4,598,000.00	-	2,102,696.52
21020105	Utility Allowance	7,231,059.13	6,992,738.29	17,666,000.00	17,666,000.00	-	10,673,261.71
21020106	Entertainment Allowance	633,689.14	717,854.40	1,622,000.00	1,622,000.00	-	904,145.60
21020107	Leave Allowance	10,999,025.02	15,275,022.20	34,184,000.00	34,184,000.00	-	18,908,977.80
21020108	Domestic Staff Allowance	4,206,545.67	7,142,552.81	10,230,000.00	10,230,000.00	-	3,087,447.19
21020109	Shift Allowance	210,230.58	-	720,000.00	720,000.00	-	720,000.00
21020111	Clinical Allowance	621,102.25	-	5,036,000.00	5,036,000.00	-	5,036,000.00
21020112	Harzard Allowance	473,396.82	311,862.32	318,100.00	-	-	6,237.68
21020120	Journal Allowance	216,413.34	454,042.88	455,300.00	394,000.00	-	1,257.12
21020122	Hardship Allowance	226,392.52	266,862.32	594,000.00	594,000.00	-	327,137.68

Report of the Auditor General on the Accounts of Adamawa State Government for the year ended 31st December 2023

SCHEDULE OF RECURRENT EXPENDITURE CONTD.

Economic Code	Economic Description	Actual	Actual	Final Budget	Original Budget	Supplementary	Variance
		2022	2023	2023	2023	Budget 2023	2023
		₦	₦	₦	₦	₦	₦
21020126	Torchlight Allowance	201,394.10	-	-	-	-	-
21020128	Personal Assistance Allowance	-	889,541.12	907,400.00	-	-	17,858.88
21020130	Special Allowance	-	266,862.32	272,200.00	-	-	5,337.68
21020135	Furniture Allowance	29,513,964.07	29,487,391.91	71,038,000.00	71,038,000.00	-	41,550,608.09
21020137	Driver's Allowance	1,526,331.76	935,902.56	5,512,000.00	5,512,000.00	-	4,576,097.44
21020138	Admin Allowance	181,981.03	311,967.48	312,600.00	282,000.00	-	632.52
21020143	Motor Vehicle/ Maintenance Allowance	63,069.18	-	218,000.00	218,000.00	-	218,000.00
21020145	Other Allowances and Benefits	17,019,854.85	19,617,912.00	78,114,000.00	78,114,000.00	-	58,496,088.00
<b>PERSONNEL COST Total</b>		<b>282,992,647.70</b>	<b>300,628,296.81</b>	<b>475,538,100.00</b>	<b>675,346,000.00</b>	<b>-</b>	<b>174,909,803.19</b>
<b>OTHER RECURRENT COSTS</b>							
22020101	Local Travel & Transport: Training	34,252,450.00	-	48,209,000.00	48,209,000.00	-	48,209,000.00
22020102	Local Travel & Transport: Others	5,750,000.00	-	6,230,000.00	6,230,000.00	-	6,230,000.00
22020103	International Travel & Transport: Training	1,850,000.00	-	9,967,000.00	9,967,000.00	-	9,967,000.00
22020104	International Travel & Transport: Others	-	-	3,738,000.00	3,738,000.00	-	3,738,000.00
22020105	Hotel Accommodation - Local	2,270,000.00	-	6,230,000.00	6,230,000.00	-	6,230,000.00
22020201	Electricity Charges	2,634,200.00	-	6,230,000.00	6,230,000.00	-	6,230,000.00
22020203	Internet Access Charges	785,000.00	-	5,451,000.00	5,451,000.00	-	5,451,000.00
22020204	Satellite Broadcasting Access Charges	-	-	3,738,000.00	3,738,000.00	-	3,738,000.00
22020209	Other Utility Charges	820,300.00	-	8,721,000.00	8,721,000.00	-	8,721,000.00
22020301	Office Stationeries/Computer Consumables	28,635,500.00	-	31,146,000.00	31,146,000.00	-	31,146,000.00
22020302	Books	-	-	410,000.00	410,000.00	-	410,000.00
22020303	Newspapers	-	-	549,000.00	549,000.00	-	549,000.00
22020305	Printing of Non Security Documents	110,158,900.00	-	124,963,000.00	124,963,000.00	-	124,963,000.00
22020306	Printing of Security Documents	3,949,500.00	-	14,896,000.00	14,896,000.00	-	14,896,000.00
22020309	UniForms & Other Clothing	1,170,000.00	-	12,459,000.00	12,459,000.00	-	12,459,000.00
22020312	Other Materials and Supplies	23,000,000.00	-	24,917,000.00	24,917,000.00	-	24,917,000.00
22020401	Maintenance of Motor Vehicle/Transport Equipment	6,139,000.00	-	9,967,000.00	9,967,000.00	-	9,967,000.00
22020402	Maintenance of Office Furniture	2,767,600.00	-	3,738,000.00	3,738,000.00	-	3,738,000.00
22020403	Maintenance of Office Building/Residential Qtrs	11,500,000.00	-	12,459,000.00	12,459,000.00	-	12,459,000.00
22020404	Maintenance of Office/IT Equipments	11,051,800.00	-	22,425,000.00	22,425,000.00	-	22,425,000.00
22020405	Maintenance of Plants/Generators	-	-	3,738,000.00	3,738,000.00	-	3,738,000.00
22020406	Other Maintenance Services	2,458,550.00	-	3,738,000.00	3,738,000.00	-	3,738,000.00
22020501	Local Training	13,106,800.00	-	20,975,000.00	20,975,000.00	-	20,975,000.00
22020502	International Training	5,000,000.00	-	6,230,000.00	6,230,000.00	-	6,230,000.00
22020503	Other Trainings	2,221,000.00	-	6,230,000.00	6,230,000.00	-	6,230,000.00
22020504	Seminars/Workshop and Conferences	2,245,600.00	-	8,721,000.00	8,721,000.00	-	8,721,000.00
22020601	Security Services	14,898,500.00	-	18,688,000.00	18,688,000.00	-	18,688,000.00
22020605	Cleaning & Fumigation Services	6,231,000.00	-	21,180,000.00	21,180,000.00	-	21,180,000.00
22020701	Financial Consulting	7,967,200.00	-	18,688,000.00	18,688,000.00	-	18,688,000.00
22020702	InFormation Technology Consulting	20,173,000.00	-	28,655,000.00	28,655,000.00	-	28,655,000.00
22020703	Legal Services	995,000.00	-	4,648,000.00	4,648,000.00	-	4,648,000.00
22020709	Other Consulting Services	1,300,000.00	-	9,967,000.00	9,967,000.00	-	9,967,000.00
22020801	Motor Vehicle Fuel Cost	8,350,000.00	-	14,950,000.00	14,950,000.00	-	14,950,000.00
22020803	Plant/Generator Fuel Cost	31,348,000.00	-	44,905,000.00	44,905,000.00	-	44,905,000.00
22020901	Bank Charges (Other Than Interest)	61,663,447.75	117,187,141.70	119,505,100.00	1,290,000.00	-	2,317,958.30

Report of the Auditor General on the Accounts of Adamawa State Government for the year ended 31st December 2023

SCHEDULE OF RECURRENT EXPENDITURE CONTD.

Economic Code	Economic Description	Actual	Actual	Final Budget	Original Budget	Supplementary Budget	Variance
		2022	2023	2023	2023	2023	2023
		₦	₦	₦	₦	₦	₦
22020902	Insurance Premium	3,500,000.00	-	7,638,000.00	7,638,000.00	-	7,638,000.00
22021001	Refreshment & Meals	13,607,900.00	-	18,688,000.00	18,688,000.00	-	18,688,000.00
22021002	Honorarium & Sitting Allowance	24,634,500.00	-	29,900,000.00	29,900,000.00	-	29,900,000.00
22021003	Publicity & Advertisements	12,077,800.00	-	12,459,000.00	12,459,000.00	-	12,459,000.00
22021004	Medical Expenses-Local	2,399,000.00	-	6,230,000.00	6,230,000.00	-	6,230,000.00
22021006	Postages & Courier Services	-	-	623,000.00	623,000.00	-	623,000.00
22021007	Welfare Packages	202,046,300.00	-	197,167,000.00	197,167,000.00	-	197,167,000.00
22021008	Subscription to Professional Bodies	5,748,000.00	-	12,459,000.00	12,459,000.00	-	12,459,000.00
22021025	Other Miscellaneous Expenses	79,922,600.00	-	78,400,000.00	78,400,000.00	-	78,400,000.00
<b>OTHER RECURRENT COSTS Total</b>		<b>768,628,447.75</b>	<b>117,187,141.70</b>	<b>1,050,825,100.00</b>	<b>932,610,000.00</b>	<b>-</b>	<b>933,637,958.30</b>
<b>022000800100 - Board of Internal Revenue Total</b>		<b>1,051,621,095.45</b>	<b>417,815,438.51</b>	<b>1,526,363,200.00</b>	<b>1,607,956,000.00</b>	<b>-</b>	<b>1,108,547,761.49</b>
<b>022000900100 - State Fiscal Transparency, Accountability And Sustain.Progr</b>							
<b>PERSONNEL COST</b>							
21010103	Consolidated Revenue Fund Charge - Salaries	-	-	4,765,000.00	4,765,000.00	-	4,765,000.00
<b>PERSONNEL COST Total</b>		<b>-</b>	<b>-</b>	<b>4,765,000.00</b>	<b>4,765,000.00</b>	<b>-</b>	<b>4,765,000.00</b>
<b>OTHER RECURRENT COSTS</b>							
22020101	Local Travel & Transport: Training	650,000.00	-	176,000.00	176,000.00	-	176,000.00
22020103	International Travel & Transport: Training	-	-	176,000.00	176,000.00	-	176,000.00
22020104	International Travel & Transport: Others	-	-	176,000.00	176,000.00	-	176,000.00
22020105	Hotel Accommodation - Local	-	-	176,000.00	176,000.00	-	176,000.00
22020109	Per-Diem/Estacodes	-	-	88,000.00	88,000.00	-	88,000.00
22020201	Electricity Charges	130,000.00	-	88,000.00	88,000.00	-	88,000.00
22020202	Telephone Charges	-	-	88,000.00	88,000.00	-	88,000.00
22020209	Other Utility Charges	-	-	88,000.00	88,000.00	-	88,000.00
22020301	Office Stationeries/Computer Consumables	509,000.00	87,500.00	88,000.00	88,000.00	-	500.00
22020305	Printing of Non Security Documents	-	-	88,000.00	88,000.00	-	88,000.00
22020306	Printing of Security Documents	-	-	88,000.00	88,000.00	-	88,000.00
22020312	Other Materials and Supplies	611,000.00	547,500.00	615,000.00	615,000.00	-	67,500.00
22020401	Maintenance of Motor Vehicle/Transport Equipment	440,000.00	2,552,500.00	2,633,000.00	2,633,000.00	-	80,500.00
22020402	Maintenance of Office Furniture	-	665,000.00	878,000.00	878,000.00	-	213,000.00
22020404	Maintenance of Office/IT Equipments	2,175,000.00	1,738,250.00	1,755,000.00	1,755,000.00	-	16,750.00
22020405	Maintenance of Plants/Generators	-	459,335.00	527,000.00	527,000.00	-	67,665.00
22020406	Other Maintenance Services	450,000.00	809,700.00	878,000.00	878,000.00	-	68,300.00
22020407	Maintenance of Aircrafts	-	-	176,000.00	176,000.00	-	176,000.00
22020501	Local Training	10,650,000.00	-	176,000.00	176,000.00	-	176,000.00
22020502	International Training	-	-	176,000.00	176,000.00	-	176,000.00
22020701	Financial Consulting	40,000.00	-	88,000.00	88,000.00	-	88,000.00
22020709	Other Consulting Services	-	45,000.00	88,000.00	88,000.00	-	43,000.00
22020801	Motor Vehicle Fuel Cost	175,000.00	393,000.00	439,000.00	439,000.00	-	46,000.00
22020803	Plant/Generator Fuel Cost	99,950.00	-	264,000.00	264,000.00	-	264,000.00
22020901	Bank Charges (Other Than Interest)	3,787.50	3,915.45	44,000.00	44,000.00	-	40,084.55
22021001	Refreshment & Meals	-	-	176,000.00	176,000.00	-	176,000.00
22021002	Honorarium & Sitting Allowance	90,000.00	45,000.00	176,000.00	176,000.00	-	131,000.00



Report of the Auditor General on the Accounts of Adamawa State Government for the year ended 31st December 2023

SCHEDULE OF RECURRENT EXPENDITURE CONTD.

Economic Code	Economic Description	Actual	Actual	Final Budget	Original Budget	Supplementary	Variance
		2022	2023	2023	2023	Budget 2023	2023
		₦	₦	₦	₦	₦	₦
22021007	Welfare Packages	550,000.00	787,000.00	878,000.00	878,000.00	-	91,000.00
22021023	Development Plan Preparation Expenses	270,050.00	190,000.00	264,000.00	264,000.00	-	74,000.00
22021024	Final Accounts Preparation Expenses	45,000.00	-	-	-	-	-
22021025	Other Miscellaneous Expenses	445,000.00	264,215.00	395,000.00	395,000.00	-	130,785.00
22021027	Daily Rated Allowance	2,255,000.00	1,280,000.00	1,317,000.00	1,317,000.00	-	37,000.00
<b>OTHER RECURRENT COSTS Total</b>		<b>19,588,787.50</b>	<b>9,867,915.45</b>	<b>13,263,000.00</b>	<b>13,263,000.00</b>	<b>-</b>	<b>3,395,084.55</b>
<b>02200900100 - State Fiscal Transparency, Accountability And Sustain.Progr Total</b>		<b>19,588,787.50</b>	<b>9,867,915.45</b>	<b>18,028,000.00</b>	<b>18,028,000.00</b>	<b>-</b>	<b>8,160,084.55</b>
<b>022200100100 - Ministry of Commerce</b>							
<b>PERSONNEL COST</b>							
21010101	Basic-Salary	63,737,813.74	59,107,521.28	65,064,000.00	65,064,000.00	-	5,956,478.72
21010103	Consolidated Revenue Fund Charge - Salaries	6,285,785.21	4,847,440.63	4,897,400.00	2,352,000.00	-	49,959.38
21020102	Housing/Rent Allowance	9,919,129.21	13,523,800.02	13,679,500.00	5,742,000.00	-	155,699.98
21020103	Transport Allowance	4,673,251.52	4,388,577.54	4,430,000.00	2,319,000.00	-	41,422.46
21020104	Meal Subsidy	663,829.62	816,679.12	819,900.00	657,000.00	-	3,220.88
21020105	Utility Allowance	2,461,208.53	2,245,745.06	2,502,000.00	2,502,000.00	-	256,254.94
21020106	Entertainment Allowance	64,973.42	36,358.80	69,000.00	69,000.00	-	32,641.20
21020107	Leave Allowance	5,569,845.62	5,615,180.00	6,448,000.00	6,448,000.00	-	832,820.00
21020108	Domestic Staff Allowance	2,338,748.16	1,145,586.01	2,517,000.00	2,517,000.00	-	1,371,413.99
21020111	Clinical Allowance	216,416.38	-	554,000.00	554,000.00	-	554,000.00
21020114	Teaching Allowance	-	51,113.76	52,200.00	-	-	1,086.24
21020121	Wieghing Allowance	-	69,507.90	70,900.00	-	-	1,392.10
21020123	Responsibility Allowance	-	-	102,000.00	102,000.00	-	102,000.00
21020127	UniForm Allowance	12,778.44	-	33,000.00	33,000.00	-	33,000.00
21020135	Furniture Allowance	11,419,948.24	10,709,329.68	11,503,000.00	11,503,000.00	-	793,670.32
21020145	Other Allowances and Benefits	5,000,831.22	7,010,000.00	11,970,000.00	11,970,000.00	-	4,960,000.00
<b>PERSONNEL COST Total</b>		<b>112,364,559.31</b>	<b>109,566,839.80</b>	<b>124,711,900.00</b>	<b>111,832,000.00</b>	<b>-</b>	<b>15,145,060.21</b>
<b>OTHER RECURRENT COSTS</b>							
22020101	Local Travel & Transport: Training	982,500.00	1,283,600.00	1,755,000.00	1,755,000.00	-	471,400.00
22020102	Local Travel & Transport: Others	3,300,800.00	984,160.00	2,194,000.00	2,194,000.00	-	1,209,840.00
22020103	International Travel & Transport: Training	-	580,000.00	878,000.00	878,000.00	-	298,000.00
22020105	Hotel Accommodation - Local	460,800.00	300,000.00	439,000.00	439,000.00	-	139,000.00
22020106	Hotel Accommodation - International	1,850,000.00	1,035,000.00	1,317,000.00	1,317,000.00	-	282,000.00
22020107	Hotel Accommodation - Local Training	600,000.00	60,000.00	1,317,000.00	1,317,000.00	-	1,257,000.00
22020108	Hotel Accommodation - International Training	35,000.00	-	-	-	-	-
22020109	Per-Diem/Estacodes	615,000.00	240,000.00	1,317,000.00	1,317,000.00	-	1,077,000.00
22020201	Electricity Charges	-	-	27,000.00	27,000.00	-	27,000.00
22020202	Telephone Charges	13,950.00	-	27,000.00	27,000.00	-	27,000.00
22020203	Internet Access Charges	-	-	18,000.00	18,000.00	-	18,000.00
22020204	Satellite Broadcasting Access Charges	118,500.00	77,200.00	132,000.00	132,000.00	-	54,800.00
22020205	Water Rates	-	-	9,000.00	9,000.00	-	9,000.00
22020207	Leased Communication Lines(s)	23,620.00	-	-	-	-	-
22020209	Other Utility Charges	15,000.00	263,400.00	536,000.00	536,000.00	-	272,600.00
22020301	Office Stationeries/Computer Consumables	952,650.00	260,000.00	261,700.00	176,000.00	-	1,700.00

Report of the Auditor General on the Accounts of Adamawa State Government for the year ended 31st December 2023

SCHEDULE OF RECURRENT EXPENDITURE CONTD.

Economic Code	Economic Description	Actual	Actual	Final Budget	Original Budget	Supplementary	Variance
		2022	2023	2023	2023	Budget	2023
		₦	₦	₦	₦	₦	₦
22020302	Books	-	-	264,000.00	264,000.00	-	264,000.00
22020304	Magazines & Periodicals	-	30,000.00	132,000.00	132,000.00	-	102,000.00
22020305	Printing of Non Security Documents	310,000.00	105,000.00	264,000.00	264,000.00	-	159,000.00
22020306	Printing of Security Documents	142,000.00	100,150.00	220,000.00	220,000.00	-	119,850.00
22020312	Other Materials and Supplies	775,500.00	421,500.00	439,000.00	439,000.00	-	17,500.00
22020401	Maintenance of Motor Vehicle/Transport Equipment	2,932,500.00	1,756,700.00	3,072,000.00	3,072,000.00	-	1,315,300.00
22020402	Maintenance of Office Furniture	325,500.00	778,100.00	1,317,000.00	1,317,000.00	-	538,900.00
22020403	Maintenance of Office Building/Residential Qtrs	343,580.00	409,250.00	439,000.00	439,000.00	-	29,750.00
22020404	Maintenance of Office/IT Equipments	417,000.00	613,000.00	878,000.00	878,000.00	-	265,000.00
22020405	Maintenance of Plants/Generators	-	175,000.00	176,000.00	176,000.00	-	1,000.00
22020406	Other Maintenance Services	649,200.00	653,000.00	878,000.00	878,000.00	-	225,000.00
22020407	Maintenance of Aircrafts	23,500.00	185,000.00	220,000.00	220,000.00	-	35,000.00
22020501	Local Training	680,000.00	170,000.00	1,317,000.00	1,317,000.00	-	1,147,000.00
22020502	International Training	-	-	878,000.00	878,000.00	-	878,000.00
22020601	Security Services	19,715,000.00	18,960,000.00	22,815,000.00	22,815,000.00	-	3,855,000.00
22020605	Cleaning & Fumigation Services	14,669,300.00	10,755,000.00	13,163,000.00	13,163,000.00	-	2,408,000.00
22020701	Financial Consulting	-	105,000.00	176,000.00	176,000.00	-	71,000.00
22020706	Surveying Services	-	26,000.00	176,000.00	176,000.00	-	150,000.00
22020709	Other Consulting Services	-	90,000.00	132,000.00	132,000.00	-	42,000.00
22020801	Motor Vehicle Fuel Cost	685,000.00	450,000.00	1,317,000.00	1,317,000.00	-	867,000.00
22020802	Other Transport Equipment Fuel Cost	80,000.00	470,000.00	878,000.00	878,000.00	-	408,000.00
22020803	Plant/Generator Fuel Cost	100,000.00	125,000.00	439,000.00	439,000.00	-	314,000.00
22020805	Sea Boat Fuel Cost	60,000.00	-	-	-	-	-
22020806	Cooking Gas/Fuel Cost	-	30,500.00	44,000.00	44,000.00	-	13,500.00
22020901	Bank Charges (Other Than Interest)	96,840.99	77,033.55	132,000.00	132,000.00	-	54,966.45
22021001	Refreshment & Meals	74,580.00	-	132,000.00	132,000.00	-	132,000.00
22021002	Honorarium & Sitting Allowance	178,000.00	58,000.00	132,000.00	132,000.00	-	74,000.00
22021003	Publicity & Advertisements	40,000.00	190,000.00	439,000.00	439,000.00	-	249,000.00
22021004	Medical Expenses-Local	915,000.00	898,000.00	1,317,000.00	1,317,000.00	-	419,000.00
22021006	Postages & Courier Services	9,000.00	33,000.00	44,000.00	44,000.00	-	11,000.00
22021007	Welfare Packages	2,375,000.00	1,732,600.00	1,755,000.00	1,755,000.00	-	22,400.00
22021008	Subscription to Professional Bodies	30,000.00	-	439,000.00	439,000.00	-	439,000.00
22021009	Sporting Activities	28,000.00	15,000.00	44,000.00	44,000.00	-	29,000.00
22021021	Special Days/Celebrations	150,000.00	-	264,000.00	264,000.00	-	264,000.00
22021023	Development Plan Preparation Expenses	23,000.00	769,000.00	878,000.00	878,000.00	-	109,000.00
22021025	Other Miscellaneous Expenses	9,549,175.00	9,600,500.00	10,530,000.00	10,530,000.00	-	929,500.00
22021027	Daily Rated Allowance	4,144,000.00	5,010,000.00	6,143,000.00	6,143,000.00	-	1,133,000.00
22030108	Housing Loans	-	-	308,000.00	308,000.00	-	308,000.00
<b>OTHER RECURRENT COSTS Total</b>		<b>68,488,495.99</b>	<b>59,874,693.55</b>	<b>82,418,700.00</b>	<b>82,333,000.00</b>	<b>-</b>	<b>22,544,006.45</b>
<b>022200100100 - Ministry of Commerce Total</b>		<b>180,853,055.30</b>	<b>169,441,533.35</b>	<b>207,130,600.00</b>	<b>194,165,000.00</b>	<b>-</b>	<b>37,689,066.66</b>
<b>022205300200 - Jimeta Shopping Complex Office</b>							
<b>PERSONNEL COST</b>							
21010103	Consolidated Revenue Fund Charge - Salaries	-	200,000.00	204,000.00	-	-	4,000.00
<b>PERSONNEL COST Total</b>		<b>-</b>	<b>200,000.00</b>	<b>204,000.00</b>	<b>-</b>	<b>-</b>	<b>4,000.00</b>

Report of the Auditor General on the Accounts of Adamawa State Government for the year ended 31st December 2023

SCHEDULE OF RECURRENT EXPENDITURE CONTD.

Economic Code	Economic Description	Actual 2022 ₦	Actual 2023 ₦	Final Budget 2023 ₦	Original Budget 2023 ₦	Supplementary Budget 2023 ₦	Variance 2023 ₦
<b>022205300200 - Jimeta Shopping Complex Office Total</b>		-	200,000.00	204,000.00	-	-	4,000.00
<b>022900100100 - Ministry of Transportation</b>							
<b>PERSONNEL COST</b>							
21010101	Basic-Salary	28,474,006.56	27,793,601.03	32,314,000.00	32,314,000.00	-	4,520,398.97
21010103	Consolidated Revenue Fund Charge - Salaries	5,805,785.21	4,847,440.63	4,901,000.00	2,173,000.00	-	53,559.38
21020102	Housing/Rent Allowance	4,891,356.97	6,359,166.26	6,433,500.00	2,647,000.00	-	74,333.74
21020103	Transport Allowance	2,563,014.02	2,894,264.80	2,911,900.00	2,017,000.00	-	17,635.20
21020104	Meal Subsidy	460,523.48	606,643.28	610,400.00	419,000.00	-	3,756.72
21020105	Utility Allowance	1,474,532.33	1,455,182.70	1,486,000.00	1,486,000.00	-	30,817.30
21020107	Leave Allowance	2,130,984.00	2,775,633.00	2,788,200.00	2,149,000.00	-	12,567.00
21020111	Clinical Allowance	153,051.72	-	387,000.00	387,000.00	-	387,000.00
21020135	Furniture Allowance	2,430,124.63	3,529,169.05	3,544,400.00	2,771,000.00	-	15,230.95
21020145	Other Allowances and Benefits	3,703,569.34	4,270,000.00	5,040,000.00	5,040,000.00	-	770,000.00
<b>PERSONNEL COST Total</b>		<b>52,086,948.26</b>	<b>54,531,100.75</b>	<b>60,416,400.00</b>	<b>51,403,000.00</b>	<b>-</b>	<b>5,885,299.26</b>
<b>OTHER RECURRENT COSTS</b>							
22020101	Local Travel & Transport: Training	-	-	351,000.00	351,000.00	-	351,000.00
22020102	Local Travel & Transport: Others	302,000.00	378,000.00	439,000.00	439,000.00	-	61,000.00
22020209	Other Utility Charges	-	10,000.00	103,000.00	103,000.00	-	93,000.00
22020301	Office Stationeries/Computer Consumables	-	156,200.00	878,000.00	878,000.00	-	721,800.00
22020305	Printing of Non Security Documents	-	-	483,000.00	483,000.00	-	483,000.00
22020306	Printing of Security Documents	-	175,000.00	187,000.00	187,000.00	-	12,000.00
22020309	UniForms & Other Clothing	2,361,800.00	10,000.00	2,845,000.00	2,845,000.00	-	2,835,000.00
22020310	Teaching Aids/Instruction Materials	-	-	99,000.00	99,000.00	-	99,000.00
22020312	Other Materials and Supplies	220,000.00	411,600.00	412,400.00	374,000.00	-	800.00
22020401	Maintenance of Motor Vehicle/Transport Equipment	30,000.00	500,000.00	966,000.00	966,000.00	-	466,000.00
22020402	Maintenance of Office Furniture	-	-	94,000.00	94,000.00	-	94,000.00
22020403	Maintenance of Office Building/Residential Qtrs	-	-	94,000.00	94,000.00	-	94,000.00
22020404	Maintenance of Office/IT Equipments	15,000.00	464,300.00	466,600.00	351,000.00	-	2,300.00
22020405	Maintenance of Plants/Generators	-	182,000.00	374,000.00	374,000.00	-	192,000.00
22020406	Other Maintenance Services	70,000.00	162,000.00	220,000.00	220,000.00	-	58,000.00
22020501	Local Training	1,736,000.00	692,000.00	966,000.00	966,000.00	-	274,000.00
22020605	Cleaning & Fumigation Services	-	-	76,000.00	76,000.00	-	76,000.00
22020701	Financial Consulting	-	1,000,000.00	1,011,300.00	439,000.00	-	11,300.00
22020702	InFormation Technology Consulting	-	-	878,000.00	878,000.00	-	878,000.00
22020709	Other Consulting Services	4,725,000.00	6,355,000.00	8,775,000.00	8,775,000.00	-	2,420,000.00
22020801	Motor Vehicle Fuel Cost	188,000.00	1,367,000.00	1,371,700.00	1,132,000.00	-	4,700.00
22020802	Other Transport Equipment Fuel Cost	-	90,000.00	295,000.00	295,000.00	-	205,000.00
22020803	Plant/Generator Fuel Cost	-	50,000.00	264,000.00	264,000.00	-	214,000.00
22020901	Bank Charges (Other Than Interest)	15,423.64	24,337.65	27,000.00	27,000.00	-	2,662.35
22020902	Insurance Premium	578.35	-	220,000.00	220,000.00	-	220,000.00
22021001	Refreshment & Meals	50,000.00	15,000.00	351,000.00	351,000.00	-	336,000.00
22021002	Honorarium & Sitting Allowance	-	-	94,000.00	94,000.00	-	94,000.00
22021003	Publicity & Advertisements	35,000.00	250,000.00	439,000.00	439,000.00	-	189,000.00

Report of the Auditor General on the Accounts of Adamawa State Government for the year ended 31st December 2023

SCHEDULE OF RECURRENT EXPENDITURE CONTD.

Economic Code	Economic Description	Actual 2022 ₦	Actual 2023 ₦	Final Budget 2023 ₦	Original Budget 2023 ₦	Supplementary Budget 2023 ₦	Variance 2023 ₦
22021004	Medical Expenses-Local	-	20,000.00	137,000.00	137,000.00	-	117,000.00
22021006	Postages & Courier Services	-	-	7,000.00	7,000.00	-	7,000.00
22021007	Welfare Packages	100,000.00	625,000.00	1,111,000.00	1,111,000.00	-	486,000.00
22021008	Subscription to Professional Bodies	1,000,000.00	-	439,000.00	439,000.00	-	439,000.00
22021023	Development Plan Preparation Expenses	-	-	439,000.00	439,000.00	-	439,000.00
22021024	Final Accounts Preparation Expenses	7,875,000.00	-	-	-	-	-
22021025	Other Miscellaneous Expenses	477,808.60	2,918,400.00	2,943,300.00	1,678,000.00	-	24,900.00
22021027	Daily Rated Allowance	1,740,000.00	1,505,000.00	1,755,000.00	1,755,000.00	-	250,000.00
<b>OTHER RECURRENT COSTS Total</b>		<b>20,941,610.59</b>	<b>17,360,837.65</b>	<b>29,611,300.00</b>	<b>27,380,000.00</b>	<b>-</b>	<b>12,250,462.35</b>
<b>022900100100 - Ministry of Transportation Total</b>		<b>73,028,558.85</b>	<b>71,891,938.40</b>	<b>90,027,700.00</b>	<b>78,783,000.00</b>	<b>-</b>	<b>18,135,761.61</b>
<b>022905300100 - Adamawa Transport Company</b>							
<b>PERSONNEL COST</b>							
21010103	Consolidated Revenue Fund Charge - Salaries	2,003,360.30	836,293.00	853,100.00	-	-	16,807.00
<b>PERSONNEL COST Total</b>		<b>2,003,360.30</b>	<b>836,293.00</b>	<b>853,100.00</b>	<b>-</b>	<b>-</b>	<b>16,807.00</b>
<b>OTHER RECURRENT COSTS</b>							
22020101	Local Travel & Transport: Training	-	-	1,084,000.00	1,084,000.00	-	1,084,000.00
22020105	Hotel Accommodation - Local	-	-	542,000.00	542,000.00	-	542,000.00
22020201	Electricity Charges	-	-	6,000.00	6,000.00	-	6,000.00
22020305	Printing of Non Security Documents	-	-	542,000.00	542,000.00	-	542,000.00
22020401	Maintenance of Motor Vehicle/Transport Equipment	-	-	542,000.00	542,000.00	-	542,000.00
22020402	Maintenance of Office Furniture	-	-	542,000.00	542,000.00	-	542,000.00
22020403	Maintenance of Office Building/Residential Qtrs	-	-	542,000.00	542,000.00	-	542,000.00
22020404	Maintenance of Office/IT Equipments	-	-	129,000.00	129,000.00	-	129,000.00
22020405	Maintenance of Plants/Generators	-	-	1,141,000.00	1,141,000.00	-	1,141,000.00
22020406	Other Maintenance Services	-	-	542,000.00	542,000.00	-	542,000.00
22020501	Local Training	-	-	599,000.00	599,000.00	-	599,000.00
22020801	Motor Vehicle Fuel Cost	-	-	599,000.00	599,000.00	-	599,000.00
22020802	Other Transport Equipment Fuel Cost	-	-	878,000.00	878,000.00	-	878,000.00
22020803	Plant/Generator Fuel Cost	-	-	788,000.00	788,000.00	-	788,000.00
22020901	Bank Charges (Other Than Interest)	-	-	527,000.00	527,000.00	-	527,000.00
22021003	Publicity & Advertisements	-	-	264,000.00	264,000.00	-	264,000.00
22021007	Welfare Packages	-	-	672,000.00	672,000.00	-	672,000.00
22021023	Development Plan Preparation Expenses	-	-	1,053,000.00	1,053,000.00	-	1,053,000.00
22021025	Other Miscellaneous Expenses	-	-	530,000.00	530,000.00	-	530,000.00
<b>OTHER RECURRENT COSTS Total</b>		<b>-</b>	<b>-</b>	<b>11,522,000.00</b>	<b>11,522,000.00</b>	<b>-</b>	<b>11,522,000.00</b>
<b>022905300100 - Adamawa Transport Company Total</b>		<b>2,003,360.30</b>	<b>836,293.00</b>	<b>12,375,100.00</b>	<b>11,522,000.00</b>	<b>-</b>	<b>11,538,807.00</b>
<b>023300100100 - Ministry of Mineral Resources Development</b>							
<b>PERSONNEL COST</b>							
21010101	Basic-Salary	3,526,473.93	4,331,464.72	4,341,400.00	3,837,000.00	-	9,935.28
21010103	Consolidated Revenue Fund Charge - Salaries	5,805,785.21	4,847,440.63	4,857,700.00	4,339,000.00	-	10,259.38
21020102	Housing/Rent Allowance	430,731.21	686,748.70	696,200.00	217,000.00	-	9,451.30

Report of the Auditor General on the Accounts of Adamawa State Government for the year ended 31st December 2023

SCHEDULE OF RECURRENT EXPENDITURE CONTD.

Economic Code	Economic Description	Actual	Actual	Final Budget	Original Budget	Supplementary Budget	Variance
		2022	2023	2023	2023	2023	2023
		₦	₦	₦	₦	₦	₦
21020103	Transport Allowance	262,550.42	215,019.86	218,000.00	70,000.00	-	2,980.14
21020104	Meal Subsidy	26,156.60	41,417.35	41,800.00	25,000.00	-	382.65
21020105	Utility Allowance	96,356.52	108,994.64	109,300.00	96,000.00	-	305.36
21020107	Leave Allowance	228,733.20	241,656.00	254,000.00	254,000.00	-	12,344.00
21020111	Clinical Allowance	23,955.61	-	56,000.00	56,000.00	-	56,000.00
21020112	Harzard Allowance	15,000.00	45,000.00	45,900.00	-	-	900.00
21020114	Teaching Allowance	3,607.60	43,291.20	44,200.00	-	-	908.80
21020127	UniForm Allowance	10,822.80	-	29,000.00	29,000.00	-	29,000.00
21020135	Furniture Allowance	369,695.02	539,181.09	539,900.00	507,000.00	-	718.91
21020145	Other Allowances and Benefits	217,212.21	400,000.00	474,000.00	474,000.00	-	74,000.00
<b>PERSONNEL COST Total</b>		<b>11,017,080.33</b>	<b>11,500,214.19</b>	<b>11,707,400.00</b>	<b>9,904,000.00</b>	<b>-</b>	<b>207,185.82</b>
<b>OTHER RECURRENT COSTS</b>							
22020101	Local Travel & Transport: Training	-	2,950,300.00	2,956,700.00	2,633,000.00	-	6,400.00
22020103	International Travel & Transport: Training	-	-	1,891,000.00	1,891,000.00	-	1,891,000.00
22020105	Hotel Accommodation - Local	-	-	702,000.00	702,000.00	-	702,000.00
22020201	Electricity Charges	-	-	44,000.00	44,000.00	-	44,000.00
22020202	Telephone Charges	-	-	27,000.00	27,000.00	-	27,000.00
22020209	Other Utility Charges	53,000.00	55,000.00	123,000.00	123,000.00	-	68,000.00
22020301	Office Stationeries/Computer Consumables	29,000.00	105,000.00	229,000.00	229,000.00	-	124,000.00
22020402	Maintenance of Office Furniture	-	-	88,000.00	88,000.00	-	88,000.00
22020404	Maintenance of Office/IT Equipments	39,000.00	58,500.00	88,000.00	88,000.00	-	29,500.00
22020405	Maintenance of Plants/Generators	-	-	158,000.00	158,000.00	-	158,000.00
22020406	Other Maintenance Services	34,000.00	-	169,000.00	169,000.00	-	169,000.00
22020501	Local Training	-	-	185,000.00	185,000.00	-	185,000.00
22020504	Seminars/Workshop and Conferences	-	-	439,000.00	439,000.00	-	439,000.00
22020605	Cleaning & Fumigation Services	-	-	220,000.00	220,000.00	-	220,000.00
22020701	Financial Consulting	-	-	88,000.00	88,000.00	-	88,000.00
22020702	InFormation Technology Consulting	-	-	88,000.00	88,000.00	-	88,000.00
22020703	Legal Services	-	-	176,000.00	176,000.00	-	176,000.00
22020706	Surveying Services	-	-	106,000.00	106,000.00	-	106,000.00
22020709	Other Consulting Services	119,900.00	-	-	-	-	-
22020801	Motor Vehicle Fuel Cost	-	-	176,000.00	176,000.00	-	176,000.00
22020803	Plant/Generator Fuel Cost	-	-	44,000.00	44,000.00	-	44,000.00
22020901	Bank Charges (Other Than Interest)	13,609.20	16,913.74	44,000.00	44,000.00	-	27,086.26
22020904	Other CRF Bank Charges	-	-	88,000.00	88,000.00	-	88,000.00
22021001	Refreshment & Meals	-	-	115,000.00	115,000.00	-	115,000.00
22021002	Honorarium & Sitting Allowance	-	-	220,000.00	220,000.00	-	220,000.00
22021003	Publicity & Advertisements	22,000.00	-	176,000.00	176,000.00	-	176,000.00
22021007	Welfare Packages	360,000.00	691,000.00	878,000.00	878,000.00	-	187,000.00
22021008	Subscription to Professional Bodies	-	-	176,000.00	176,000.00	-	176,000.00
22021025	Other Miscellaneous Expenses	2,815,604.00	8,447,000.00	12,325,000.00	12,325,000.00	-	3,878,000.00
22021026	Monitoring and Evaluation Recurrent	-	-	176,000.00	176,000.00	-	176,000.00
22021027	Daily Rated Allowance	-	-	742,000.00	742,000.00	-	742,000.00
<b>OTHER RECURRENT COSTS Total</b>		<b>3,486,113.20</b>	<b>12,323,713.74</b>	<b>22,937,700.00</b>	<b>22,614,000.00</b>	<b>-</b>	<b>10,613,986.26</b>

Report of the Auditor General on the Accounts of Adamawa State Government for the year ended 31st December 2023

SCHEDULE OF RECURRENT EXPENDITURE CONTD.

Economic Code	Economic Description	Actual 2022 ₦	Actual 2023 ₦	Final Budget 2023 ₦	Original Budget 2023 ₦	Supplementary Budget 2023 ₦	Variance 2023 ₦
<b>023300100100 - Ministry of Mineral Resources Development Total</b>		<b>14,503,193.53</b>	<b>23,823,927.93</b>	<b>34,645,100.00</b>	<b>32,518,000.00</b>	<b>-</b>	<b>10,821,172.08</b>
<b>023305200100 - Adamawa State Mining Company</b>							
<b>PERSONNEL COST</b>							
21010103	Consolidated Revenue Fund Charge - Salaries	6,397,835.58	2,461,764.38	2,466,900.00	2,208,000.00	-	5,135.63
<b>PERSONNEL COST Total</b>		<b>6,397,835.58</b>	<b>2,461,764.38</b>	<b>2,466,900.00</b>	<b>2,208,000.00</b>	<b>-</b>	<b>5,135.63</b>
<b>OTHER RECURRENT COSTS</b>							
22020101	Local Travel & Transport: Training	650,000.00	2,427,000.00	2,433,900.00	2,084,000.00	-	6,900.00
22020102	Local Travel & Transport: Others	3,296,000.00	2,230,000.00	2,251,100.00	1,176,000.00	-	21,100.00
22020103	International Travel & Transport: Training	55,000.00	110,000.00	1,084,000.00	1,084,000.00	-	974,000.00
22020104	International Travel & Transport: Others	-	-	1,184,000.00	1,184,000.00	-	1,184,000.00
22020105	Hotel Accommodation - Local	150,000.00	905,000.00	1,084,000.00	1,084,000.00	-	179,000.00
22020109	Per-Diem/Estacodes	2,296.80	-	439,000.00	439,000.00	-	439,000.00
22020201	Electricity Charges	10,000.00	115,000.00	132,000.00	132,000.00	-	17,000.00
22020202	Telephone Charges	19,000.00	30,000.00	34,000.00	34,000.00	-	4,000.00
22020203	Internet Access Charges	57,828.23	54,000.00	439,000.00	439,000.00	-	385,000.00
22020205	Water Rates	-	-	439,000.00	439,000.00	-	439,000.00
22020301	Office Stationeries/Computer Consumables	276,000.00	468,000.00	468,600.00	439,000.00	-	600.00
22020305	Printing of Non Security Documents	-	165,000.00	172,000.00	172,000.00	-	7,000.00
22020306	Printing of Security Documents	-	290,000.00	330,000.00	330,000.00	-	40,000.00
22020308	Field & Camping Materials Supplies	-	80,000.00	88,000.00	88,000.00	-	8,000.00
22020401	Maintenance of Motor Vehicle/Transport Equipment	300,000.00	888,000.00	895,300.00	527,000.00	-	7,300.00
22020402	Maintenance of Office Furniture	95,000.00	284,000.00	286,200.00	176,000.00	-	2,200.00
22020404	Maintenance of Office/IT Equipments	-	215,000.00	264,000.00	264,000.00	-	49,000.00
22020405	Maintenance of Plants/Generators	-	50,000.00	53,000.00	53,000.00	-	3,000.00
22020501	Local Training	415,000.00	875,000.00	878,000.00	878,000.00	-	3,000.00
22020702	Information Technology Consulting	-	85,000.00	88,000.00	88,000.00	-	3,000.00
22020706	Surveying Services	-	399,500.00	400,000.00	378,000.00	-	500.00
22020901	Bank Charges (Other Than Interest)	6,300.35	22,967.08	44,000.00	44,000.00	-	21,032.92
22021001	Refreshment & Meals	29,000.00	166,000.00	167,200.00	109,000.00	-	1,200.00
22021007	Welfare Packages	120,000.00	645,000.00	649,200.00	439,000.00	-	4,200.00
22021025	Other Miscellaneous Expenses	3,104,000.00	8,283,000.00	8,398,300.00	2,520,000.00	-	115,300.00
<b>OTHER RECURRENT COSTS Total</b>		<b>8,585,425.38</b>	<b>18,787,467.08</b>	<b>22,701,800.00</b>	<b>14,600,000.00</b>	<b>-</b>	<b>3,914,332.92</b>
<b>023305200100 - Adamawa State Mining Company Total</b>		<b>14,983,260.96</b>	<b>21,249,231.46</b>	<b>25,168,700.00</b>	<b>16,808,000.00</b>	<b>-</b>	<b>3,919,468.55</b>
<b>023400100100 - Ministry of Works and Energy Development</b>							
<b>PERSONNEL COST</b>							
21010101	Basic-Salary	61,518,095.99	53,452,174.46	70,950,000.00	70,950,000.00	-	17,497,825.54
21010103	Consolidated Revenue Fund Charge - Salaries	5,805,785.21	4,847,440.63	4,901,000.00	2,173,000.00	-	53,559.38
21020102	Housing/Rent Allowance	12,134,116.11	12,229,875.17	12,358,400.00	5,806,000.00	-	128,524.83
21020103	Transport Allowance	3,540,103.63	3,772,620.66	3,806,600.00	2,074,000.00	-	33,979.34
21020104	Meal Subsidy	558,626.91	661,520.85	662,000.00	639,000.00	-	479.15
21020105	Utility Allowance	2,630,923.14	2,026,976.93	2,774,000.00	2,774,000.00	-	747,023.07
21020106	Entertainment Allowance	502,791.41	128,135.48	564,000.00	564,000.00	-	435,864.52

Report of the Auditor General on the Accounts of Adamawa State Government for the year ended 31st December 2023

SCHEDULE OF RECURRENT EXPENDITURE CONTD.

Economic Code	Economic Description	Actual	Actual	Final Budget	Original Budget	Supplementary Budget	Variance
		2022	2023	2023	2023	2023	2023
		₦	₦	₦	₦	₦	₦
21020107	Leave Allowance	5,633,457.14	5,289,638.00	7,197,000.00	7,197,000.00	-	1,907,362.00
21020108	Domestic Staff Allowance	5,845,004.36	4,011,357.96	6,051,000.00	6,051,000.00	-	2,039,642.04
21020111	Clinical Allowance	179,427.91	-	466,000.00	466,000.00	-	466,000.00
21020114	Teaching Allowance	103,499.59	155,004.60	158,200.00	-	-	3,195.40
21020120	Journal Allowance	46,795.14	-	-	-	-	-
21020127	UniForm Allowance	38,751.15	-	98,000.00	98,000.00	-	98,000.00
21020135	Furniture Allowance	7,193,504.65	9,768,375.41	11,161,000.00	11,161,000.00	-	1,392,624.59
21020137	Driver's Allowance	155,983.76	-	-	-	-	-
21020138	Admin Allowance	129,986.45	-	236,000.00	236,000.00	-	236,000.00
21020145	Other Allowances and Benefits	7,980,622.06	5,980,000.00	12,467,000.00	12,467,000.00	-	6,487,000.00
<b>PERSONNEL COST Total</b>		<b>113,997,474.61</b>	<b>102,323,120.15</b>	<b>133,850,200.00</b>	<b>122,656,000.00</b>	<b>-</b>	<b>31,527,079.86</b>
<b>OTHER RECURRENT COSTS</b>							
22020101	Local Travel & Transport: Training	199,000.00	40,000.00	69,000.00	69,000.00	-	29,000.00
22020102	Local Travel & Transport: Others	393,000.00	183,900.00	439,000.00	439,000.00	-	255,100.00
22020103	International Travel & Transport: Training	-	-	439,000.00	439,000.00	-	439,000.00
22020104	International Travel & Transport: Others	-	-	257,000.00	257,000.00	-	257,000.00
22020105	Hotel Accommodation - Local	16,800.00	134,600.00	211,000.00	211,000.00	-	76,400.00
22020106	Hotel Accommodation - International	-	-	11,000.00	11,000.00	-	11,000.00
22020201	Electricity Charges	42,000.00	51,250.00	52,000.00	52,000.00	-	750.00
22020202	Telephone Charges	-	-	8,000.00	8,000.00	-	8,000.00
22020203	Internet Access Charges	-	-	11,000.00	11,000.00	-	11,000.00
22020204	Satellite Broadcasting Access Charges	8,000.00	8,000.00	11,000.00	11,000.00	-	3,000.00
22020205	Water Rates	-	-	5,000.00	5,000.00	-	5,000.00
22020209	Other Utility Charges	-	3,524,500.00	3,594,900.00	7,000.00	-	70,400.00
22020301	Office Stationeries/Computer Consumables	203,050.00	315,500.00	317,700.00	206,000.00	-	2,200.00
22020305	Printing of Non Security Documents	-	-	8,000.00	8,000.00	-	8,000.00
22020312	Other Materials and Supplies	-	41,500.00	52,000.00	52,000.00	-	10,500.00
22020401	Maintenance of Motor Vehicle/Transport Equipment	14,000.00	40,000.00	62,000.00	62,000.00	-	22,000.00
22020402	Maintenance of Office Furniture	-	-	7,000.00	7,000.00	-	7,000.00
22020403	Maintenance of Office Building/Residential Qtrs	9,500.00	10,000.00	15,000.00	15,000.00	-	5,000.00
22020404	Maintenance of Office/IT Equipments	28,850.00	28,000.00	37,000.00	37,000.00	-	9,000.00
22020405	Maintenance of Plants/Generators	-	-	27,000.00	27,000.00	-	27,000.00
22020406	Other Maintenance Services	45,000.00	52,500.00	52,700.00	47,000.00	-	200.00
22020501	Local Training	-	65,000.00	79,000.00	79,000.00	-	14,000.00
22020605	Cleaning & Fumigation Services	30,000.00	98,500.00	103,000.00	103,000.00	-	4,500.00
22020701	Financial Consulting	-	14,292.68	79,000.00	79,000.00	-	64,707.32
22020703	Legal Services	15,000.00	15,000.00	16,000.00	16,000.00	-	1,000.00
22020704	Engineering Services	-	-	8,000.00	8,000.00	-	8,000.00
22020705	Architectural Services	-	-	5,000.00	5,000.00	-	5,000.00
22020706	Surveying Services	-	-	5,000.00	5,000.00	-	5,000.00
22020709	Other Consulting Services	160,500.00	52,500.00	257,000.00	257,000.00	-	204,500.00
22020801	Motor Vehicle Fuel Cost	3,843,000.00	6,264,500.00	6,342,800.00	2,354,000.00	-	78,300.00
22020803	Plant/Generator Fuel Cost	-	-	31,000.00	31,000.00	-	31,000.00
22020901	Bank Charges (Other Than Interest)	16,337.93	19,686.30	19,900.00	10,000.00	-	213.70
22021001	Refreshment & Meals	229,300.00	380,000.00	382,500.00	257,000.00	-	2,500.00

Report of the Auditor General on the Accounts of Adamawa State Government for the year ended 31st December 2023

SCHEDULE OF RECURRENT EXPENDITURE CONTD.

Economic Code	Economic Description	Actual 2022 ₦	Actual 2023 ₦	Final Budget 2023 ₦	Original Budget 2023 ₦	Supplementary Budget 2023 ₦	Variance 2023 ₦
22021002	Honorarium & Sitting Allowance	-	-	8,000.00	8,000.00	-	8,000.00
22021003	Publicity & Advertisements	-	30,000.00	37,000.00	37,000.00	-	7,000.00
22021004	Medical Expenses-Local	32,000.00	-	37,000.00	37,000.00	-	37,000.00
22021006	Postages & Courier Services	-	-	3,000.00	3,000.00	-	3,000.00
22021007	Welfare Packages	115,000.00	479,350.00	896,000.00	896,000.00	-	416,650.00
22021008	Subscription to Professional Bodies	-	-	257,000.00	257,000.00	-	257,000.00
22021025	Other Miscellaneous Expenses	1,905,800.00	1,993,500.00	2,013,200.00	1,012,000.00	-	19,700.00
22021026	Monitoring and Evaluation Recurrent	-	290,000.00	1,792,000.00	1,792,000.00	-	1,502,000.00
22021027	Daily Rated Allowance	3,261,000.00	4,183,300.00	4,249,500.00	878,000.00	-	66,200.00
<b>OTHER RECURRENT COSTS Total</b>		<b>10,567,137.93</b>	<b>18,315,378.98</b>	<b>22,307,200.00</b>	<b>10,105,000.00</b>	<b>-</b>	<b>3,991,821.02</b>
<b>023400100100 - Ministry of Works and Energy Development Total</b>		<b>124,564,612.54</b>	<b>120,638,499.13</b>	<b>156,157,400.00</b>	<b>132,761,000.00</b>	<b>-</b>	<b>35,518,900.88</b>
<b>023400400100 - Adamawa State Road Maintenance Agency</b>							
<b>PERSONNEL COST</b>							
21010101	Basic-Salary	3,449,670.65	2,286,984.00	143,485,000.00	347,485,000.00	-	141,198,016.00
21010103	Consolidated Revenue Fund Charge - Salaries	1,920,000.00	800,000.00	801,600.00	723,000.00	-	1,600.00
21020102	Housing/Rent Allowance	536,888.21	523,259.88	3,780,000.00	3,780,000.00	-	3,256,740.12
21020103	Transport Allowance	141,325.39	123,868.80	125,200.00	61,000.00	-	1,331.20
21020104	Meal Subsidy	15,988.91	16,476.00	251,000.00	251,000.00	-	234,524.00
21020105	Utility Allowance	114,382.34	75,118.92	445,000.00	445,000.00	-	369,881.08
21020106	Entertainment Allowance	29,144.22	15,205.68	164,000.00	164,000.00	-	148,794.32
21020107	Leave Allowance	256,593.00	221,196.00	1,493,000.00	1,493,000.00	-	1,271,804.00
21020108	Domestic Staff Allowance	831,182.28	433,660.32	1,673,000.00	1,673,000.00	-	1,239,339.68
21020109	Shift Allowance	-	-	532,000.00	532,000.00	-	532,000.00
21020111	Clinical Allowance	3,614.54	-	357,000.00	357,000.00	-	357,000.00
21020112	Harzard Allowance	1,373.00	-	-	-	-	-
21020123	Responsibility Allowance	122,598.28	-	1,207,000.00	1,207,000.00	-	1,207,000.00
21020135	Furniture Allowance	689,932.24	457,395.00	461,100.00	273,000.00	-	3,705.00
21020145	Other Allowances and Benefits	1,572,455.46	200,000.00	36,191,000.00	36,191,000.00	-	35,991,000.00
<b>PERSONNEL COST Total</b>		<b>9,685,148.52</b>	<b>5,153,164.60</b>	<b>190,965,900.00</b>	<b>394,635,000.00</b>	<b>-</b>	<b>185,812,735.40</b>
<b>OTHER RECURRENT COSTS</b>							
22020101	Local Travel & Transport: Training	-	41,500.00	95,000.00	95,000.00	-	53,500.00
22020102	Local Travel & Transport: Others	12,000.00	8,000.00	9,000.00	9,000.00	-	1,000.00
22020103	International Travel & Transport: Training	-	-	95,000.00	95,000.00	-	95,000.00
22020105	Hotel Accommodation - Local	-	81,000.00	95,000.00	95,000.00	-	14,000.00
22020301	Office Stationeries/Computer Consumables	13,500.00	73,000.00	95,000.00	95,000.00	-	22,000.00
22020306	Printing of Security Documents	-	15,000.00	95,000.00	95,000.00	-	80,000.00
22020401	Maintenance of Motor Vehicle/Transport Equipment	10,500.00	-	95,000.00	95,000.00	-	95,000.00
22020402	Maintenance of Office Furniture	-	-	55,000.00	55,000.00	-	55,000.00
22020403	Maintenance of Office Building/Residential Qtrs	-	10,000.00	55,000.00	55,000.00	-	45,000.00
22020404	Maintenance of Office/IT Equipments	-	23,000.00	55,000.00	55,000.00	-	32,000.00
22020405	Maintenance of Plants/Generators	-	-	55,000.00	55,000.00	-	55,000.00
22020406	Other Maintenance Services	27,000.00	96,000.00	96,100.00	95,000.00	-	100.00
22020501	Local Training	-	37,800.00	95,000.00	95,000.00	-	57,200.00



Report of the Auditor General on the Accounts of Adamawa State Government for the year ended 31st December 2023

SCHEDULE OF RECURRENT EXPENDITURE CONTD.

Economic Code	Economic Description	Actual	Actual	Final Budget	Original Budget	Supplementary	Variance
		2022	2023	2023	2023	Budget 2023	2023
		₦	₦	₦	₦	₦	₦
22020502	International Training	-	-	95,000.00	95,000.00	-	95,000.00
22020601	Security Services	11,800.00	3,000.00	95,000.00	95,000.00	-	92,000.00
22020801	Motor Vehicle Fuel Cost	3,000.00	-	119,000.00	119,000.00	-	119,000.00
22020803	Plant/Generator Fuel Cost	-	68,000.00	208,000.00	208,000.00	-	140,000.00
22020901	Bank Charges (Other Than Interest)	2,127.40	3,090.03	26,000.00	26,000.00	-	22,909.97
22021001	Refreshment & Meals	3,000.00	4,000.00	95,000.00	95,000.00	-	91,000.00
22021002	Honorarium & Sitting Allowance	-	53,000.00	55,000.00	55,000.00	-	2,000.00
22021003	Publicity & Advertisements	-	-	55,000.00	55,000.00	-	55,000.00
22021004	Medical Expenses-Local	-	-	55,000.00	55,000.00	-	55,000.00
22021006	Postages & Courier Services	-	-	55,000.00	55,000.00	-	55,000.00
22021007	Welfare Packages	-	-	55,000.00	55,000.00	-	55,000.00
22021008	Subscription to Professional Bodies	-	16,500.00	55,000.00	55,000.00	-	38,500.00
22021023	Development Plan Preparation Expenses	10,737.46	12,000.00	15,000.00	15,000.00	-	3,000.00
22021024	Final Accounts Preparation Expenses	9,500.00	-	10,000.00	10,000.00	-	10,000.00
22021025	Other Miscellaneous Expenses	1,100,000.00	1,369,500.00	1,980,000.00	1,980,000.00	-	610,500.00
<b>OTHER RECURRENT COSTS Total</b>		<b>1,203,164.86</b>	<b>1,914,390.03</b>	<b>3,963,100.00</b>	<b>3,962,000.00</b>	<b>-</b>	<b>2,048,709.97</b>
<b>023400400100 - Adamawa State Road Maintenance Agency Total</b>		<b>10,888,313.38</b>	<b>7,067,554.63</b>	<b>194,929,000.00</b>	<b>398,597,000.00</b>	<b>-</b>	<b>187,861,445.37</b>
<b>023600100100 - Ministry of Culture and Tourism</b>							
<b>PERSONNEL COST</b>							
21010101	Basic-Salary	27,724,038.47	24,517,097.48	31,607,000.00	31,607,000.00	-	7,089,902.52
21010103	Consolidated Revenue Fund Charge - Salaries	7,365,785.21	5,497,440.63	5,552,300.00	2,759,000.00	-	54,859.38
21020102	Housing/Rent Allowance	4,785,271.32	5,609,511.64	5,671,800.00	2,496,000.00	-	62,288.36
21020103	Transport Allowance	1,437,079.45	1,764,156.23	1,779,500.00	999,000.00	-	15,343.77
21020104	Meal Subsidy	273,775.38	332,232.41	333,500.00	269,000.00	-	1,267.59
21020105	Utility Allowance	986,769.31	892,500.27	998,000.00	998,000.00	-	105,499.73
21020106	Entertainment Allowance	15,741.78	11,940.36	17,000.00	17,000.00	-	5,059.64
21020107	Leave Allowance	3,022,292.76	2,463,087.00	3,829,000.00	3,829,000.00	-	1,365,913.00
21020108	Domestic Staff Allowance	542,075.40	433,660.32	544,000.00	544,000.00	-	110,339.68
21020110	Call Duty Allowance	-	-	48,000.00	48,000.00	-	48,000.00
21020111	Clinical Allowance	90,291.54	-	229,000.00	229,000.00	-	229,000.00
21020121	Wieghing Allowance	2,261,281.69	2,554,038.23	2,565,800.00	1,966,000.00	-	11,761.77
21020135	Furniture Allowance	4,864,745.86	4,242,082.83	4,908,000.00	4,908,000.00	-	665,917.17
21020145	Other Allowances and Benefits	2,188,470.07	2,720,000.00	4,912,000.00	4,912,000.00	-	2,192,000.00
<b>PERSONNEL COST Total</b>		<b>55,557,618.24</b>	<b>51,037,747.40</b>	<b>62,994,900.00</b>	<b>55,581,000.00</b>	<b>-</b>	<b>11,957,152.61</b>
<b>OTHER RECURRENT COSTS</b>							
22020101	Local Travel & Transport: Training	893,500.00	899,080.00	899,600.00	878,000.00	-	520.00
22020102	Local Travel & Transport: Others	766,000.00	273,168.00	387,000.00	387,000.00	-	113,832.00
22020103	International Travel & Transport: Training	340,000.00	123,160.00	439,000.00	439,000.00	-	315,840.00
22020104	International Travel & Transport: Others	170,000.00	120,000.00	194,000.00	194,000.00	-	74,000.00
22020105	Hotel Accommodation - Local	20,000.00	700,000.00	701,000.00	651,000.00	-	1,000.00
22020203	Internet Access Charges	20,000.00	80,000.00	623,000.00	623,000.00	-	543,000.00
22020204	Satellite Broadcasting Access Charges	25,000.00	40,000.00	110,000.00	110,000.00	-	70,000.00
22020205	Water Rates	-	5,000.00	66,000.00	66,000.00	-	61,000.00

Report of the Auditor General on the Accounts of Adamawa State Government for the year ended 31st December 2023

SCHEDULE OF RECURRENT EXPENDITURE CONTD.

Economic Code	Economic Description	Actual	Actual	Final Budget	Original Budget	Supplementary Budget	Variance
		2022	2023	2023	2023	2023	2023
		₦	₦	₦	₦	₦	₦
22020206	Sewerage Charges	-	30,000.00	93,000.00	93,000.00	-	63,000.00
22020209	Other Utility Charges	70,000.00	80,000.00	88,000.00	88,000.00	-	8,000.00
22020301	Office Stationeries/Computer Consumables	218,000.00	230,000.00	232,300.00	116,000.00	-	2,300.00
22020302	Books	27,000.00	-	-	-	-	-
22020305	Printing of Non Security Documents	20,000.00	30,000.00	33,000.00	33,000.00	-	3,000.00
22020306	Printing of Security Documents	25,000.00	42,000.00	107,000.00	107,000.00	-	65,000.00
22020309	UniForms & Other Clothing	20,000.00	-	65,000.00	65,000.00	-	65,000.00
22020311	Food Stuff/Catering Materials Supplies	490,000.00	925,500.00	926,500.00	878,000.00	-	1,000.00
22020401	Maintenance of Motor Vehicle/Transport Equipment	260,000.00	510,000.00	512,500.00	387,000.00	-	2,500.00
22020402	Maintenance of Office Furniture	10,000.00	95,000.00	97,000.00	97,000.00	-	2,000.00
22020403	Maintenance of Office Building/Residential Qtrs	26,000.00	95,000.00	107,000.00	107,000.00	-	12,000.00
22020404	Maintenance of Office/IT Equipments	665,000.00	250,000.00	254,700.00	15,000.00	-	4,700.00
22020405	Maintenance of Plants/Generators	20,000.00	-	17,000.00	17,000.00	-	17,000.00
22020406	Other Maintenance Services	570,000.00	712,500.00	878,000.00	878,000.00	-	165,500.00
22020501	Local Training	145,000.00	25,000.00	73,000.00	73,000.00	-	48,000.00
22020601	Security Services	140,000.00	358,000.00	439,000.00	439,000.00	-	81,000.00
22020605	Cleaning & Fumigation Services	50,000.00	342,000.00	439,000.00	439,000.00	-	97,000.00
22020701	Financial Consulting	40,000.00	10,000.00	15,000.00	15,000.00	-	5,000.00
22020703	Legal Services	10,000.00	88,000.00	220,000.00	220,000.00	-	132,000.00
22020709	Other Consulting Services	40,000.00	522,000.00	523,700.00	439,000.00	-	1,700.00
22020801	Motor Vehicle Fuel Cost	140,000.00	30,000.00	88,000.00	88,000.00	-	58,000.00
22020802	Other Transport Equipment Fuel Cost	50,000.00	20,000.00	129,000.00	129,000.00	-	109,000.00
22020803	Plant/Generator Fuel Cost	50,000.00	-	11,000.00	11,000.00	-	11,000.00
22020806	Cooking Gas/Fuel Cost	32,500.00	10,000.00	88,000.00	88,000.00	-	78,000.00
22020901	Bank Charges (Other Than Interest)	20,190.09	31,903.32	32,200.00	22,000.00	-	296.68
22021001	Refreshment & Meals	10,000.00	40,000.00	68,000.00	68,000.00	-	28,000.00
22021002	Honorarium & Sitting Allowance	95,000.00	295,000.00	295,700.00	264,000.00	-	700.00
22021003	Publicity & Advertisements	10,000.00	25,000.00	49,000.00	49,000.00	-	24,000.00
22021004	Medical Expenses-Local	208,000.00	95,000.00	260,000.00	260,000.00	-	165,000.00
22021007	Welfare Packages	863,000.00	1,725,000.00	1,755,000.00	1,755,000.00	-	30,000.00
22021021	Special Days/Celebrations	2,845,000.00	8,382,000.00	8,416,900.00	6,641,000.00	-	34,900.00
22021023	Development Plan Preparation Expenses	10,000.00	1,081,300.00	1,138,000.00	1,138,000.00	-	56,700.00
22021025	Other Miscellaneous Expenses	6,439,000.00	2,779,500.00	2,800,300.00	1,743,000.00	-	20,800.00
22021027	Daily Rated Allowance	680,000.00	887,000.00	1,810,000.00	1,810,000.00	-	923,000.00
<b>OTHER RECURRENT COSTS Total</b>		<b>16,533,190.09</b>	<b>21,987,111.32</b>	<b>25,481,400.00</b>	<b>21,920,000.00</b>	<b>-</b>	<b>3,494,288.68</b>
<b>023600100100 - Ministry of Culture and Tourism Total</b>		<b>72,090,808.33</b>	<b>73,024,858.72</b>	<b>88,476,300.00</b>	<b>77,501,000.00</b>	<b>-</b>	<b>15,451,441.29</b>
<b>023600300100 - Adamawa State Agency for Museum and Monuments</b>							
<b>PERSONNEL COST</b>							
21010101	Basic-Salary	4,988,813.82	5,017,637.48	8,224,000.00	8,224,000.00	-	3,206,362.52
21010103	Consolidated Revenue Fund Charge - Salaries	3,494,036.00	-	-	-	-	-
21020102	Housing/Rent Allowance	974,138.11	1,148,023.24	1,448,000.00	1,448,000.00	-	299,976.76
21020103	Transport Allowance	411,784.59	477,966.12	517,000.00	517,000.00	-	39,033.88
21020104	Meal Subsidy	83,668.62	99,502.56	121,000.00	121,000.00	-	21,497.44
21020105	Utility Allowance	251,722.50	251,283.48	389,000.00	389,000.00	-	137,716.52

Report of the Auditor General on the Accounts of Adamawa State Government for the year ended 31st December 2023

SCHEDULE OF RECURRENT EXPENDITURE CONTD.

Economic Code	Economic Description	Actual	Actual	Final Budget	Original Budget	Supplementary	Variance
		2022	2023	2023	2023	Budget	2023
		₦	₦	₦	₦	₦	₦
21020106	Entertainment Allowance	-	-	65,000.00	65,000.00	-	65,000.00
21020107	Leave Allowance	362,826.00	483,768.00	484,000.00	474,000.00	-	232.00
21020108	Domestic Staff Allowance	-	-	361,000.00	361,000.00	-	361,000.00
21020111	Clinical Allowance	16,583.76	-	38,000.00	38,000.00	-	38,000.00
21020114	Teaching Allowance	-	42,605.28	43,500.00	-	-	894.72
21020127	UniForm Allowance	7,100.88	-	17,000.00	17,000.00	-	17,000.00
21020135	Furniture Allowance	684,860.02	766,357.32	1,212,000.00	1,212,000.00	-	445,642.68
21020143	Motor Vehicle/ Maintenance Allowance	-	-	58,000.00	58,000.00	-	58,000.00
21020145	Other Allowances and Benefits	419,545.53	750,000.00	1,462,000.00	1,462,000.00	-	712,000.00
<b>PERSONNEL COST Total</b>		<b>11,695,079.83</b>	<b>9,037,143.48</b>	<b>14,439,500.00</b>	<b>14,386,000.00</b>	<b>-</b>	<b>5,402,356.52</b>
<b>OTHER RECURRENT COSTS</b>							
22020101	Local Travel & Transport: Training	2,000.00	-	155,000.00	155,000.00	-	155,000.00
22020102	Local Travel & Transport: Others	120,000.00	197,000.00	206,000.00	206,000.00	-	9,000.00
22020103	International Travel & Transport: Training	60,000.00	-	257,000.00	257,000.00	-	257,000.00
22020105	Hotel Accommodation - Local	290,000.00	654,800.00	659,700.00	410,000.00	-	4,900.00
22020106	Hotel Accommodation - International	1,000.00	7,000.00	7,100.00	2,000.00	-	100.00
22020201	Electricity Charges	16,400.00	15,000.00	20,000.00	20,000.00	-	5,000.00
22020204	Satellite Broadcasting Access Charges	74,000.00	-	91,000.00	91,000.00	-	91,000.00
22020301	Office Stationeries/Computer Consumables	78,000.00	78,700.00	155,000.00	155,000.00	-	76,300.00
22020305	Printing of Non Security Documents	-	-	52,000.00	52,000.00	-	52,000.00
22020306	Printing of Security Documents	-	-	52,000.00	52,000.00	-	52,000.00
22020308	Field & Camping Materials Supplies	135,200.00	8,000.00	25,000.00	25,000.00	-	17,000.00
22020401	Maintenance of Motor Vehicle/Transport Equipment	120,000.00	50,000.00	182,000.00	182,000.00	-	132,000.00
22020402	Maintenance of Office Furniture	-	124,300.00	125,300.00	79,000.00	-	1,000.00
22020404	Maintenance of Office/IT Equipments	60,000.00	-	42,000.00	42,000.00	-	42,000.00
22020405	Maintenance of Plants/Generators	78,000.00	-	52,000.00	52,000.00	-	52,000.00
22020406	Other Maintenance Services	347,450.00	579,650.00	584,100.00	359,000.00	-	4,450.00
22020407	Maintenance of Aircrafts	245,000.00	-	16,000.00	16,000.00	-	16,000.00
22020501	Local Training	20,000.00	45,000.00	103,000.00	103,000.00	-	58,000.00
22020502	International Training	20,000.00	125,552.00	155,000.00	155,000.00	-	29,448.00
22020601	Security Services	-	-	3,000.00	3,000.00	-	3,000.00
22020605	Cleaning & Fumigation Services	251,100.00	-	6,000.00	6,000.00	-	6,000.00
22020801	Motor Vehicle Fuel Cost	242,000.00	154,200.00	154,400.00	145,000.00	-	200.00
22020802	Other Transport Equipment Fuel Cost	-	5,000.00	42,000.00	42,000.00	-	37,000.00
22020803	Plant/Generator Fuel Cost	204,755.59	10,000.00	137,000.00	137,000.00	-	127,000.00
22020901	Bank Charges (Other Than Interest)	23,684.30	6,384.40	27,000.00	27,000.00	-	20,615.60
22020904	Other CRF Bank Charges	-	-	91,000.00	91,000.00	-	91,000.00
22021001	Refreshment & Meals	39,000.00	20,000.00	87,000.00	87,000.00	-	67,000.00
22021003	Publicity & Advertisements	-	82,500.00	83,200.00	49,000.00	-	700.00
22021004	Medical Expenses-Local	15,000.00	51,500.00	87,000.00	87,000.00	-	35,500.00
22021007	Welfare Packages	45,000.00	152,850.00	154,800.00	58,000.00	-	1,950.00
22021023	Development Plan Preparation Expenses	56,000.00	79,000.00	79,500.00	58,000.00	-	500.00
22021025	Other Miscellaneous Expenses	353,000.00	1,921,250.00	1,941,100.00	932,000.00	-	19,850.00
22021027	Daily Rated Allowance	600,000.00	100,000.00	502,000.00	502,000.00	-	402,000.00
<b>OTHER RECURRENT COSTS Total</b>		<b>3,496,589.89</b>	<b>4,467,686.40</b>	<b>6,334,200.00</b>	<b>4,637,000.00</b>	<b>-</b>	<b>1,866,513.60</b>

Report of the Auditor General on the Accounts of Adamawa State Government for the year ended 31st December 2023

SCHEDULE OF RECURRENT EXPENDITURE CONTD.

Economic Code	Economic Description	Actual 2022 ₦	Actual 2023 ₦	Final Budget 2023 ₦	Original Budget 2023 ₦	Supplementary Budget 2023 ₦	Variance 2023 ₦
<b>023600300100 - Adamawa State Agency for Museum and Monuments Total</b>		<b>15,191,669.72</b>	<b>13,504,829.88</b>	<b>20,773,700.00</b>	<b>19,023,000.00</b>	<b>-</b>	<b>7,268,870.12</b>
<b>023600400100 - Arts Council</b>							
<b>PERSONNEL COST</b>							
21010101	Basic-Salary	42,019,501.69	41,638,210.46	41,948,200.00	26,139,000.00	-	309,989.54
21010103	Consolidated Revenue Fund Charge - Salaries	3,090,000.00	3,433,772.50	3,475,400.00	1,354,000.00	-	41,627.50
21020102	Housing/Rent Allowance	7,197,904.01	9,390,351.88	9,567,000.00	559,000.00	-	176,648.12
21020103	Transport Allowance	2,566,991.20	2,898,252.46	2,945,900.00	518,000.00	-	47,647.54
21020104	Meal Subsidy	527,307.30	563,123.10	568,900.00	277,000.00	-	5,776.90
21020105	Utility Allowance	1,707,367.41	1,534,846.05	1,548,100.00	877,000.00	-	13,253.95
21020106	Entertainment Allowance	18,998.98	15,205.68	15,300.00	11,000.00	-	94.32
21020107	Leave Allowance	5,642,817.08	3,722,535.00	4,724,000.00	4,724,000.00	-	1,001,465.00
21020108	Domestic Staff Allowance	730,907.48	433,660.32	435,400.00	351,000.00	-	1,739.68
21020109	Shift Allowance	-	-	130,000.00	130,000.00	-	130,000.00
21020110	Call Duty Allowance	-	-	89,000.00	89,000.00	-	89,000.00
21020111	Clinical Allowance	106,903.12	-	289,000.00	289,000.00	-	289,000.00
21020121	Wiegthing Allowance	9,789,975.73	11,708,306.40	11,896,600.00	2,298,000.00	-	188,293.60
21020123	Responsibility Allowance	80,417.00	-	260,000.00	260,000.00	-	260,000.00
21020135	Furniture Allowance	7,446,810.58	7,591,849.83	7,673,100.00	3,531,000.00	-	81,250.17
21020145	Other Allowances and Benefits	3,934,938.74	4,690,000.00	5,452,000.00	5,452,000.00	-	762,000.00
<b>PERSONNEL COST Total</b>		<b>84,860,840.32</b>	<b>87,620,113.68</b>	<b>91,017,900.00</b>	<b>46,859,000.00</b>	<b>-</b>	<b>3,397,786.32</b>
<b>OTHER RECURRENT COSTS</b>							
22020101	Local Travel & Transport: Training	-	1,176,000.00	1,188,700.00	542,000.00	-	12,700.00
22020102	Local Travel & Transport: Others	-	1,057,800.00	1,068,200.00	542,000.00	-	10,400.00
22020103	International Travel & Transport: Training	-	1,120,800.00	1,132,400.00	542,000.00	-	11,600.00
22020105	Hotel Accommodation - Local	-	400,000.00	542,000.00	542,000.00	-	142,000.00
22020109	Per-Diem/Estacodes	51,200.00	-	542,000.00	542,000.00	-	542,000.00
22020201	Electricity Charges	-	20,000.00	44,000.00	44,000.00	-	24,000.00
22020202	Telephone Charges	-	-	93,000.00	93,000.00	-	93,000.00
22020203	Internet Access Charges	-	-	176,000.00	176,000.00	-	176,000.00
22020204	Satellite Broadcasting Access Charges	7,200.00	-	277,000.00	277,000.00	-	277,000.00
22020208	Software Charges/ License Renewal	122,000.00	50,000.00	457,000.00	457,000.00	-	407,000.00
22020209	Other Utility Charges	176,000.00	255,200.00	369,000.00	369,000.00	-	113,800.00
22020301	Office Stationeries/Computer Consumables	642,780.00	282,000.00	286,800.00	44,000.00	-	4,800.00
22020302	Books	-	7,500.00	74,000.00	74,000.00	-	66,500.00
22020303	Newspapers	10,000.00	10,000.00	90,000.00	90,000.00	-	80,000.00
22020305	Printing of Non Security Documents	29,500.00	76,000.00	461,000.00	461,000.00	-	385,000.00
22020306	Printing of Security Documents	-	-	323,000.00	323,000.00	-	323,000.00
22020307	Drugs/Laboratory/Medical Supplies	-	4,000.00	185,000.00	185,000.00	-	181,000.00
22020308	Field & Camping Materials Supplies	-	-	542,000.00	542,000.00	-	542,000.00
22020309	UniForms & Other Clothing	5,000.00	320,000.00	542,000.00	542,000.00	-	222,000.00
22020312	Other Materials and Supplies	11,220.00	540,500.00	542,000.00	542,000.00	-	1,500.00
22020401	Maintenance of Motor Vehicle/Transport Equipment	-	228,000.00	542,000.00	542,000.00	-	314,000.00
22020402	Maintenance of Office Furniture	195,000.00	50,000.00	542,000.00	542,000.00	-	492,000.00

Report of the Auditor General on the Accounts of Adamawa State Government for the year ended 31st December 2023

SCHEDULE OF RECURRENT EXPENDITURE CONTD.

Economic Code	Economic Description	Actual	Actual	Final Budget	Original Budget	Supplementary	Variance
		2022	2023	2023	2023	Budget	2023
		₦	₦	₦	₦	₦	₦
22020403	Maintenance of Office Building/Residential Qtrs	155,000.00	26,500.00	542,000.00	542,000.00	-	515,500.00
22020404	Maintenance of Office/IT Equipments	574,300.00	287,500.00	542,000.00	542,000.00	-	254,500.00
22020405	Maintenance of Plants/Generators	314,500.00	291,000.00	461,000.00	461,000.00	-	170,000.00
22020406	Other Maintenance Services	104,000.00	76,000.00	88,000.00	88,000.00	-	12,000.00
22020501	Local Training	-	310,000.00	581,000.00	581,000.00	-	271,000.00
22020502	International Training	-	900,000.00	922,000.00	922,000.00	-	22,000.00
22020503	Other Trainings	-	153,000.00	176,000.00	176,000.00	-	23,000.00
22020601	Security Services	-	79,500.00	878,000.00	878,000.00	-	798,500.00
22020605	Cleaning & Fumigation Services	66,800.00	205,500.00	264,000.00	264,000.00	-	58,500.00
22020701	Financial Consulting	-	-	176,000.00	176,000.00	-	176,000.00
22020703	Legal Services	-	-	176,000.00	176,000.00	-	176,000.00
22020801	Motor Vehicle Fuel Cost	-	40,000.00	439,000.00	439,000.00	-	399,000.00
22020803	Plant/Generator Fuel Cost	175,000.00	134,500.00	439,000.00	439,000.00	-	304,500.00
22020901	Bank Charges (Other Than Interest)	8,787.70	20,872.64	229,000.00	229,000.00	-	208,127.36
22021001	Refreshment & Meals	130,000.00	174,500.00	229,000.00	229,000.00	-	54,500.00
22021002	Honorarium & Sitting Allowance	-	-	176,000.00	176,000.00	-	176,000.00
22021003	Publicity & Advertisements	-	-	176,000.00	176,000.00	-	176,000.00
22021004	Medical Expenses-Local	-	168,400.00	439,000.00	439,000.00	-	270,600.00
22021006	Postages & Courier Services	-	-	5,000.00	5,000.00	-	5,000.00
22021007	Welfare Packages	530,000.00	374,000.00	878,000.00	878,000.00	-	504,000.00
22021008	Subscription to Professional Bodies	-	-	264,000.00	264,000.00	-	264,000.00
22021009	Sporting Activities	-	256,000.00	264,000.00	264,000.00	-	8,000.00
22021021	Special Days/Celebrations	310,000.00	2,075,000.00	4,388,000.00	4,388,000.00	-	2,313,000.00
22021023	Development Plan Preparation Expenses	121,700.00	852,500.00	878,000.00	878,000.00	-	25,500.00
22021025	Other Miscellaneous Expenses	71,800.00	2,455,400.00	2,633,000.00	2,633,000.00	-	177,600.00
22021027	Daily Rated Allowance	3,390,000.00	3,410,000.00	3,425,600.00	2,633,000.00	-	15,600.00
<b>OTHER RECURRENT COSTS Total</b>		<b>7,201,787.70</b>	<b>17,887,972.64</b>	<b>29,687,700.00</b>	<b>26,889,000.00</b>	<b>-</b>	<b>11,799,727.36</b>
<b>023600400100 - Arts Council Total</b>		<b>92,062,628.02</b>	<b>105,508,086.32</b>	<b>120,705,600.00</b>	<b>73,748,000.00</b>	<b>-</b>	<b>15,197,513.68</b>
<b>023605200100 - Hotel and Tourism Board</b>							
<b>PERSONNEL COST</b>							
21010101	Basic-Salary	-	-	1,289,220.00	1,289,220.00	-	1,289,220.00
21010103	Consolidated Revenue Fund Charge - Salaries	-	-	162,000.00	162,000.00	-	162,000.00
21020102	Housing/Rent Allowance	-	-	321,000.00	321,000.00	-	321,000.00
21020103	Transport Allowance	-	-	329,000.00	329,000.00	-	329,000.00
21020104	Meal Subsidy	-	-	190,000.00	190,000.00	-	190,000.00
21020105	Utility Allowance	-	-	244,000.00	244,000.00	-	244,000.00
21020106	Entertainment Allowance	-	-	168,000.00	168,000.00	-	168,000.00
21020107	Leave Allowance	-	-	424,000.00	424,000.00	-	424,000.00
21020108	Domestic Staff Allowance	-	-	208,000.00	208,000.00	-	208,000.00
21020110	Call Duty Allowance	-	-	162,000.00	162,000.00	-	162,000.00
21020111	Clinical Allowance	-	-	162,000.00	162,000.00	-	162,000.00
21020121	Wiegging Allowance	-	-	162,000.00	162,000.00	-	162,000.00
21020130	Special Allowance	-	-	170,000.00	170,000.00	-	170,000.00
21020135	Furniture Allowance	-	-	419,000.00	419,000.00	-	419,000.00

Report of the Auditor General on the Accounts of Adamawa State Government for the year ended 31st December 2023

SCHEDULE OF RECURRENT EXPENDITURE CONTD.

Economic Code	Economic Description	Actual 2022 ₦	Actual 2023 ₦	Final Budget 2023 ₦	Original Budget 2023 ₦	Supplementary Budget 2023 ₦	Variance 2023 ₦
21020145	Other Allowances and Benefits	-	-	226,000.00	226,000.00	-	226,000.00
<b>PERSONNEL COST Total</b>		-	-	<b>4,636,220.00</b>	<b>4,636,220.00</b>	-	<b>4,636,220.00</b>
<b>OTHER RECURRENT COSTS</b>							
22020101	Local Travel & Transport: Training	-	-	220,000.00	220,000.00	-	220,000.00
22020102	Local Travel & Transport: Others	-	-	220,000.00	220,000.00	-	220,000.00
22020105	Hotel Accommodation - Local	-	-	220,000.00	220,000.00	-	220,000.00
22020204	Satellite Broadcasting Access Charges	-	-	44,000.00	44,000.00	-	44,000.00
22020209	Other Utility Charges	-	-	220,000.00	220,000.00	-	220,000.00
22020301	Office Stationeries/Computer Consumables	-	-	95,000.00	95,000.00	-	95,000.00
22020307	Drugs/Laboratory/Medical Supplies	-	-	44,000.00	44,000.00	-	44,000.00
22020308	Field & Camping Materials Supplies	-	-	44,000.00	44,000.00	-	44,000.00
22020309	UniForms & Other Clothing	-	-	88,000.00	88,000.00	-	88,000.00
22020311	Food Stuff/Catering Materials Supplies	-	-	88,000.00	88,000.00	-	88,000.00
22020401	Maintenance of Motor Vehicle/Transport Equipment	-	-	88,000.00	88,000.00	-	88,000.00
22020402	Maintenance of Office Furniture	-	-	88,000.00	88,000.00	-	88,000.00
22020403	Maintenance of Office Building/Residential Qtrs	-	-	88,000.00	88,000.00	-	88,000.00
22020404	Maintenance of Office/IT Equipments	-	-	44,000.00	44,000.00	-	44,000.00
22020405	Maintenance of Plants/Generators	-	-	44,000.00	44,000.00	-	44,000.00
22020406	Other Maintenance Services	-	-	177,780.00	177,780.00	-	177,780.00
22020501	Local Training	-	-	220,000.00	220,000.00	-	220,000.00
22020502	International Training	-	-	18,000.00	18,000.00	-	18,000.00
22020601	Security Services	-	-	44,000.00	44,000.00	-	44,000.00
22020605	Cleaning & Fumigation Services	-	-	18,000.00	18,000.00	-	18,000.00
22020701	Financial Consulting	-	-	18,000.00	18,000.00	-	18,000.00
22020703	Legal Services	-	-	22,000.00	22,000.00	-	22,000.00
22020709	Other Consulting Services	-	-	43,000.00	43,000.00	-	43,000.00
22020801	Motor Vehicle Fuel Cost	-	-	18,000.00	18,000.00	-	18,000.00
22020802	Other Transport Equipment Fuel Cost	-	-	65,000.00	65,000.00	-	65,000.00
22020803	Plant/Generator Fuel Cost	-	-	43,000.00	43,000.00	-	43,000.00
22020901	Bank Charges (Other Than Interest)	-	-	176,000.00	176,000.00	-	176,000.00
22021001	Refreshment & Meals	-	-	152,000.00	152,000.00	-	152,000.00
22021002	Honorarium & Sitting Allowance	-	-	170,000.00	170,000.00	-	170,000.00
22021003	Publicity & Advertisements	-	-	131,000.00	131,000.00	-	131,000.00
22021004	Medical Expenses-Local	-	-	152,000.00	152,000.00	-	152,000.00
22021007	Welfare Packages	-	-	239,000.00	239,000.00	-	239,000.00
22021021	Special Days/Celebrations	-	-	220,000.00	220,000.00	-	220,000.00
22021023	Development Plan Preparation Expenses	-	-	88,000.00	88,000.00	-	88,000.00
22021025	Other Miscellaneous Expenses	-	-	878,000.00	878,000.00	-	878,000.00
22021027	Daily Rated Allowance	-	-	420,000.00	420,000.00	-	420,000.00
<b>OTHER RECURRENT COSTS Total</b>		-	-	<b>4,947,780.00</b>	<b>4,947,780.00</b>	-	<b>4,947,780.00</b>
<b>023605200100 - Hotel and Tourism Board Total</b>		-	-	<b>9,584,000.00</b>	<b>9,584,000.00</b>	-	<b>9,584,000.00</b>
<b>023800100100 - Adamawa State Planning Commission</b>							
<b>PERSONNEL COST</b>							

Report of the Auditor General on the Accounts of Adamawa State Government for the year ended 31st December 2023

SCHEDULE OF RECURRENT EXPENDITURE CONTD.

Economic Code	Economic Description	Actual	Actual	Final Budget	Original Budget	Supplementary Budget	Variance
		2022	2023	2023	2023	2023	2023
		₦	₦	₦	₦	₦	₦
21010101	Basic-Salary	31,405,943.76	31,098,716.40	37,978,000.00	37,978,000.00	-	6,879,283.60
21010103	Consolidated Revenue Fund Charge - Salaries	6,525,281.58	5,901,722.14	5,967,500.00	2,615,000.00	-	65,777.86
21020102	Housing/Rent Allowance	4,422,301.87	6,517,759.70	6,594,400.00	2,686,000.00	-	76,640.30
21020103	Transport Allowance	1,414,482.15	1,787,031.31	1,807,000.00	790,000.00	-	19,968.69
21020104	Meal Subsidy	243,057.30	284,282.58	284,900.00	257,000.00	-	617.42
21020105	Utility Allowance	1,013,403.51	981,610.25	1,107,000.00	1,107,000.00	-	125,389.75
21020106	Entertainment Allowance	96,643.80	87,942.77	106,000.00	106,000.00	-	18,057.23
21020107	Leave Allowance	2,647,720.00	2,821,725.00	3,520,000.00	3,520,000.00	-	698,275.00
21020108	Domestic Staff Allowance	3,035,622.24	2,787,472.17	3,259,000.00	3,259,000.00	-	471,527.83
21020111	Clinical Allowance	71,909.06	-	272,000.00	272,000.00	-	272,000.00
21020112	Harzard Allowance	30,000.00	135,000.00	137,700.00	-	-	2,700.00
21020114	Teaching Allowance	17,597.02	211,164.24	215,400.00	-	-	4,235.76
21020122	Hardship Allowance	26,250.00	-	38,000.00	38,000.00	-	38,000.00
21020127	UniForm Allowance	52,791.06	-	143,000.00	143,000.00	-	143,000.00
21020135	Furniture Allowance	3,814,036.29	5,697,344.02	5,719,300.00	4,604,000.00	-	21,955.98
21020145	Other Allowances and Benefits	4,732,423.20	3,040,000.00	5,743,000.00	5,743,000.00	-	2,703,000.00
<b>PERSONNEL COST Total</b>		<b>59,549,462.84</b>	<b>61,351,770.58</b>	<b>72,892,200.00</b>	<b>63,118,000.00</b>	<b>-</b>	<b>11,540,429.42</b>
<b>OTHER RECURRENT COSTS</b>							
22020102	Local Travel & Transport: Others	730,000.00	16,356,568.00	16,543,300.00	7,020,000.00	-	186,732.00
22020204	Satellite Broadcasting Access Charges	393,000.00	566,500.00	100,351,000.00	100,351,000.00	-	99,784,500.00
22020301	Office Stationeries/Computer Consumables	621,500.00	923,000.00	923,900.00	878,000.00	-	900.00
22020305	Printing of Non Security Documents	50,000.00	-	264,000.00	264,000.00	-	264,000.00
22020312	Other Materials and Supplies	-	-	1,317,000.00	1,317,000.00	-	1,317,000.00
22020401	Maintenance of Motor Vehicle/Transport Equipment	488,200.00	899,800.00	1,580,000.00	1,580,000.00	-	680,200.00
22020402	Maintenance of Office Furniture	490,500.00	77,000.00	878,000.00	878,000.00	-	801,000.00
22020403	Maintenance of Office Building/Residential Qtrs	-	-	878,000.00	878,000.00	-	878,000.00
22020404	Maintenance of Office/IT Equipments	333,000.00	310,000.00	1,317,000.00	1,317,000.00	-	1,007,000.00
22020405	Maintenance of Plants/Generators	-	39,000.00	1,317,000.00	1,317,000.00	-	1,278,000.00
22020406	Other Maintenance Services	105,600.00	337,200.00	878,000.00	878,000.00	-	540,800.00
22020501	Local Training	-	-	878,000.00	878,000.00	-	878,000.00
22020605	Cleaning & Fumigation Services	760,000.00	220,000.00	220,200.00	211,000.00	-	200.00
22020801	Motor Vehicle Fuel Cost	1,009,200.00	1,255,000.00	1,631,000.00	1,631,000.00	-	376,000.00
22020803	Plant/Generator Fuel Cost	4,098,000.00	2,292,600.00	2,320,900.00	878,000.00	-	28,300.00
22020804	Aircraft Fuel Cost	815,000.00	-	-	-	-	-
22020901	Bank Charges (Other Than Interest)	332,262.15	154,001.63	176,000.00	176,000.00	-	21,998.37
22021001	Refreshment & Meals	177,000.00	145,500.00	264,000.00	264,000.00	-	118,500.00
22021002	Honorarium & Sitting Allowance	-	180,000.00	1,755,000.00	1,755,000.00	-	1,575,000.00
22021003	Publicity & Advertisements	140,000.00	135,000.00	439,000.00	439,000.00	-	304,000.00
22021004	Medical Expenses-Local	60,000.00	60,000.00	1,229,000.00	1,229,000.00	-	1,169,000.00
22021007	Welfare Packages	409,000.00	1,103,200.00	1,755,000.00	1,755,000.00	-	651,800.00
22021008	Subscription to Professional Bodies	-	-	1,264,000.00	1,264,000.00	-	1,264,000.00
22021023	Development Plan Preparation Expenses	-	-	132,000.00	132,000.00	-	132,000.00
22021025	Other Miscellaneous Expenses	527,856,524.57	39,406,534.35	40,089,400.00	5,265,000.00	-	682,865.65
22021027	Daily Rated Allowance	4,216,000.00	4,180,000.00	5,265,000.00	5,265,000.00	-	1,085,000.00
<b>OTHER RECURRENT COSTS Total</b>		<b>543,084,786.72</b>	<b>68,640,903.98</b>	<b>183,665,700.00</b>	<b>137,820,000.00</b>	<b>-</b>	<b>115,024,796.02</b>

Report of the Auditor General on the Accounts of Adamawa State Government for the year ended 31st December 2023

SCHEDULE OF RECURRENT EXPENDITURE CONTD.

Economic Code	Economic Description	Actual 2022 ₦	Actual 2023 ₦	Final Budget 2023 ₦	Original Budget 2023 ₦	Supplementary Budget 2023 ₦	Variance 2023 ₦
<b>023800100100 - Adamawa State Planning Commission Total</b>		<b>602,634,249.56</b>	<b>129,992,674.56</b>	<b>256,557,900.00</b>	<b>200,938,000.00</b>	<b>-</b>	<b>126,565,225.44</b>
<b>023800400100 - Adamawa State Bureau of Statistics</b>							
<b>PERSONNEL COST</b>							
21010101	Basic-Salary	82,652,187.81	78,356,262.16	87,893,000.00	87,893,000.00	-	9,536,737.84
21010103	Consolidated Revenue Fund Charge - Salaries	1,560,000.00	650,000.00	650,500.00	629,000.00	-	500.00
21020102	Housing/Rent Allowance	12,384,682.53	16,998,810.70	17,215,000.00	6,193,000.00	-	216,189.30
21020103	Transport Allowance	5,403,544.58	4,288,076.29	4,326,800.00	2,353,000.00	-	38,723.71
21020104	Meal Subsidy	660,953.24	695,455.16	750,000.00	750,000.00	-	54,544.84
21020105	Utility Allowance	2,990,195.04	2,663,620.31	3,158,000.00	3,158,000.00	-	494,379.69
21020106	Entertainment Allowance	580,127.83	547,139.76	549,600.00	427,000.00	-	2,460.24
21020107	Leave Allowance	6,258,775.52	6,431,951.00	7,421,000.00	7,421,000.00	-	989,049.00
21020108	Domestic Staff Allowance	7,480,138.77	6,290,600.76	7,557,000.00	7,557,000.00	-	1,266,399.24
21020111	Clinical Allowance	374,949.01	-	870,000.00	870,000.00	-	870,000.00
21020112	Harzard Allowance	601,322.28	1,088,072.29	1,109,900.00	-	-	21,827.71
21020114	Teaching Allowance	-	194,740.64	198,700.00	-	-	3,959.36
21020119	Field Allowance	1,011,751.37	-	220,000.00	220,000.00	-	220,000.00
21020120	Journal Allowance	348,381.64	187,180.56	279,000.00	279,000.00	-	91,819.44
21020123	Responsibility Allowance	15,598.38	-	-	-	-	-
21020127	UniForm Allowance	46,230.72	-	76,000.00	76,000.00	-	76,000.00
21020129	Newspapers Allowance	311,967.52	-	419,000.00	419,000.00	-	419,000.00
21020135	Furniture Allowance	14,630,614.00	14,084,847.06	14,090,000.00	13,831,000.00	-	5,152.94
21020138	Admin Allowance	181,981.03	311,967.48	315,700.00	127,000.00	-	3,732.52
21020139	Wardrope Allowance	131,550.28	953,072.29	972,200.00	-	-	19,127.71
21020140	Academic Allowance	208,263.43	-	267,000.00	267,000.00	-	267,000.00
21020141	Accommodation Allowance	833,053.66	1,906,144.49	1,933,700.00	530,000.00	-	27,555.51
21020142	ICT Allowance	158,592.44	9,329,997.35	9,516,600.00	-	-	186,602.65
21020143	Motor Vehicle/ Maintenance Allowance	233,975.64	935,902.56	953,500.00	61,000.00	-	17,597.44
21020145	Other Allowances and Benefits	18,968,142.99	7,636,125.87	32,925,000.00	32,925,000.00	-	25,288,874.13
<b>PERSONNEL COST Total</b>		<b>158,026,979.71</b>	<b>153,549,966.73</b>	<b>193,667,200.00</b>	<b>165,986,000.00</b>	<b>-</b>	<b>40,117,233.27</b>
<b>OTHER RECURRENT COSTS</b>							
22020101	Local Travel & Transport: Training	60,000.00	694,800.00	695,500.00	663,000.00	-	700.00
22020103	International Travel & Transport: Training	-	-	211,000.00	211,000.00	-	211,000.00
22020105	Hotel Accommodation - Local	-	-	194,000.00	194,000.00	-	194,000.00
22020203	Internet Access Charges	24,800.00	70,000.00	110,000.00	110,000.00	-	40,000.00
22020204	Satellite Broadcasting Access Charges	10,000.00	104,000.00	154,000.00	154,000.00	-	50,000.00
22020206	Sewerage Charges	-	12,000.00	22,000.00	22,000.00	-	10,000.00
22020301	Office Stationeries/Computer Consumables	295,000.00	405,500.00	410,100.00	176,000.00	-	4,600.00
22020302	Books	30,000.00	-	110,000.00	110,000.00	-	110,000.00
22020303	Newspapers	10,000.00	-	22,000.00	22,000.00	-	22,000.00
22020305	Printing of Non Security Documents	-	147,000.00	148,200.00	88,000.00	-	1,200.00
22020306	Printing of Security Documents	20,000.00	218,000.00	220,000.00	220,000.00	-	2,000.00
22020308	Field & Camping Materials Supplies	-	26,000.00	88,000.00	88,000.00	-	62,000.00
22020309	UniForms & Other Clothing	-	-	22,000.00	22,000.00	-	22,000.00



Report of the Auditor General on the Accounts of Adamawa State Government for the year ended 31st December 2023

SCHEDULE OF RECURRENT EXPENDITURE CONTD.

Economic Code	Economic Description	Actual	Actual	Final Budget	Original Budget	Supplementary Budget	Variance
		2022	2023	2023	2023	2023	2023
		₦	₦	₦	₦	₦	₦
22020312	Other Materials and Supplies	87,500.00	320,000.00	330,000.00	330,000.00	-	10,000.00
22020401	Maintenance of Motor Vehicle/Transport Equipment	480,000.00	459,500.00	464,300.00	220,000.00	-	4,800.00
22020402	Maintenance of Office Furniture	-	134,500.00	220,000.00	220,000.00	-	85,500.00
22020403	Maintenance of Office Building/Residential Qtrs	-	477,200.00	480,200.00	330,000.00	-	3,000.00
22020404	Maintenance of Office/IT Equipments	256,250.00	703,400.00	710,500.00	351,000.00	-	7,100.00
22020405	Maintenance of Plants/Generators	549,000.00	585,500.00	588,500.00	439,000.00	-	3,000.00
22020406	Other Maintenance Services	385,300.00	279,300.00	280,500.00	220,000.00	-	1,200.00
22020407	Maintenance of Aircrafts	-	-	77,000.00	77,000.00	-	77,000.00
22020501	Local Training	-	435,000.00	1,076,000.00	1,076,000.00	-	641,000.00
22020502	International Training	-	-	88,000.00	88,000.00	-	88,000.00
22020605	Cleaning & Fumigation Services	110,000.00	105,000.00	105,400.00	88,000.00	-	400.00
22020701	Financial Consulting	-	35,000.00	44,000.00	44,000.00	-	9,000.00
22020702	Information Technology Consulting	-	30,000.00	66,000.00	66,000.00	-	36,000.00
22020703	Legal Services	-	343,000.00	348,100.00	88,000.00	-	5,100.00
22020706	Surveying Services	-	-	44,000.00	44,000.00	-	44,000.00
22020801	Motor Vehicle Fuel Cost	1,508,000.00	1,526,000.00	1,540,800.00	790,000.00	-	14,800.00
22020802	Other Transport Equipment Fuel Cost	180,000.00	1,623,500.00	1,642,800.00	659,000.00	-	19,300.00
22020803	Plant/Generator Fuel Cost	451,000.00	350,000.00	352,600.00	220,000.00	-	2,600.00
22020901	Bank Charges (Other Than Interest)	7,922.22	25,243.39	66,000.00	66,000.00	-	40,756.61
22020904	Other CRF Bank Charges	-	1,222.50	7,000.00	7,000.00	-	5,777.50
22021001	Refreshment & Meals	553,500.00	577,100.00	583,700.00	252,000.00	-	6,600.00
22021002	Honorarium & Sitting Allowance	390,000.00	730,000.00	731,500.00	659,000.00	-	1,500.00
22021003	Publicity & Advertisements	15,000.00	100,000.00	132,000.00	132,000.00	-	32,000.00
22021004	Medical Expenses-Local	20,000.00	-	220,000.00	220,000.00	-	220,000.00
22021006	Postages & Courier Services	2,500.00	4,000.00	22,000.00	22,000.00	-	18,000.00
22021007	Welfare Packages	502,000.00	533,020.00	535,000.00	439,000.00	-	1,980.00
22021008	Subscription to Professional Bodies	-	-	88,000.00	88,000.00	-	88,000.00
22021023	Development Plan Preparation Expenses	-	83,000.00	88,000.00	88,000.00	-	5,000.00
22021026	Monitoring and Evaluation Recurrent	-	170,000.00	220,000.00	220,000.00	-	50,000.00
22021027	Daily Rated Allowance	770,000.00	902,000.00	906,900.00	659,000.00	-	4,900.00
<b>OTHER RECURRENT COSTS Total</b>		<b>6,717,772.22</b>	<b>12,209,785.89</b>	<b>14,465,600.00</b>	<b>10,282,000.00</b>	<b>-</b>	<b>2,255,814.11</b>
<b>023800400100 - Adamawa State Bureau of Statistics Total</b>		<b>164,744,751.93</b>	<b>165,759,752.62</b>	<b>208,132,800.00</b>	<b>176,268,000.00</b>	<b>-</b>	<b>42,373,047.38</b>
<b>025000100100 - Fiscal Responsibility Commission</b>							
<b>PERSONNEL COST</b>							
21010101	Basic-Salary	6,912,845.20	7,399,080.77	8,342,000.00	8,342,000.00	-	942,919.23
21010103	Consolidated Revenue Fund Charge - Salaries	21,501,839.33	8,976,295.69	8,983,800.00	8,605,000.00	-	7,504.31
21020102	Housing/Rent Allowance	4,909,902.77	6,602,274.08	6,680,700.00	2,683,000.00	-	78,425.92
21020103	Transport Allowance	1,906,940.58	2,771,868.78	2,802,300.00	1,252,000.00	-	30,431.22
21020104	Meal Subsidy	1,251,915.08	1,615,176.18	1,628,400.00	957,000.00	-	13,223.82
21020105	Utility Allowance	2,694,517.14	2,706,389.42	2,955,000.00	2,955,000.00	-	248,610.58
21020106	Entertainment Allowance	380,433.24	309,150.33	410,000.00	410,000.00	-	100,849.67
21020107	Leave Allowance	833,904.57	831,430.75	832,800.00	767,000.00	-	1,369.25
21020108	Domestic Staff Allowance	3,670,864.40	3,102,177.33	3,870,000.00	3,870,000.00	-	767,822.67
21020109	Shift Allowance	475,541.43	-	1,341,000.00	1,341,000.00	-	1,341,000.00

Report of the Auditor General on the Accounts of Adamawa State Government for the year ended 31st December 2023

SCHEDULE OF RECURRENT EXPENDITURE CONTD.

Economic Code	Economic Description	Actual	Actual	Final Budget	Original Budget	Supplementary Budget	Variance
		2022	2023	2023	2023	2023	2023
		₦	₦	₦	₦	₦	₦
21020111	Clinical Allowance	1,117,155.43	-	4,353,000.00	4,353,000.00	-	4,353,000.00
21020112	Harzard Allowance	695,414.30	2,078,901.54	2,120,500.00	-	-	41,598.46
21020117	Outfit Allowance	35,357.12	160,976.80	162,500.00	87,000.00	-	1,523.20
21020123	Responsibility Allowance	39,108.11	-	127,000.00	127,000.00	-	127,000.00
21020126	Torchlight Allowance	40,380.51	196,438.80	198,600.00	93,000.00	-	2,161.20
21020128	Personal Assistance Allowance	88,392.80	1,545,751.34	1,573,900.00	143,000.00	-	28,148.66
21020130	Special Allowance	-	2,078,901.54	2,120,500.00	-	-	41,598.46
21020135	Furniture Allowance	1,864,354.82	2,477,902.20	2,681,000.00	2,681,000.00	-	203,097.80
21020140	Academic Allowance	-	463,725.36	473,000.00	-	-	9,274.64
21020143	Motor Vehicle/ Maintenance Allowance	865,902.65	-	1,396,000.00	1,396,000.00	-	1,396,000.00
21020145	Other Allowances and Benefits	7,255,253.18	1,382,328.00	8,553,000.00	8,553,000.00	-	7,170,672.00
<b>PERSONNEL COST Total</b>		<b>56,540,022.66</b>	<b>44,698,768.91</b>	<b>61,605,000.00</b>	<b>48,615,000.00</b>	<b>-</b>	<b>16,906,231.09</b>
<b>OTHER RECURRENT COSTS</b>							
22020101	Local Travel & Transport: Training	-	88,000.00	439,000.00	439,000.00	-	351,000.00
22020102	Local Travel & Transport: Others	1,545,000.00	1,052,100.00	1,059,200.00	702,000.00	-	7,100.00
22020201	Electricity Charges	280,000.00	385,400.00	389,600.00	176,000.00	-	4,200.00
22020203	Internet Access Charges	-	-	88,000.00	88,000.00	-	88,000.00
22020204	Satellite Broadcasting Access Charges	7,900.00	-	88,000.00	88,000.00	-	88,000.00
22020207	Leased Communication Lines(s)	-	300,000.00	439,000.00	439,000.00	-	139,000.00
22020209	Other Utility Charges	93,000.00	110,000.00	439,000.00	439,000.00	-	329,000.00
22020301	Office Stationeries/Computer Consumables	1,168,925.00	301,600.00	1,141,000.00	1,141,000.00	-	839,400.00
22020302	Books	-	-	18,000.00	18,000.00	-	18,000.00
22020305	Printing of Non Security Documents	-	50,000.00	615,000.00	615,000.00	-	565,000.00
22020306	Printing of Security Documents	-	-	878,000.00	878,000.00	-	878,000.00
22020312	Other Materials and Supplies	7,998,000.00	250,000.00	264,000.00	264,000.00	-	14,000.00
22020401	Maintenance of Motor Vehicle/Transport Equipment	352,400.00	357,000.00	358,900.00	264,000.00	-	1,900.00
22020402	Maintenance of Office Furniture	331,800.00	165,000.00	176,000.00	176,000.00	-	11,000.00
22020403	Maintenance of Office Building/Residential Qtrs	70,000.00	158,400.00	176,000.00	176,000.00	-	17,600.00
22020404	Maintenance of Office/IT Equipments	44,200.00	87,500.00	176,000.00	176,000.00	-	88,500.00
22020405	Maintenance of Plants/Generators	287,000.00	138,000.00	351,000.00	351,000.00	-	213,000.00
22020406	Other Maintenance Services	237,000.00	1,372,900.00	1,396,900.00	176,000.00	-	24,000.00
22020501	Local Training	-	230,000.00	439,000.00	439,000.00	-	209,000.00
22020503	Other Trainings	-	-	229,000.00	229,000.00	-	229,000.00
22020504	Seminars/Workshop and Conferences	200,000.00	70,000.00	439,000.00	439,000.00	-	369,000.00
22020601	Security Services	290,000.00	-	217,000.00	217,000.00	-	217,000.00
22020605	Cleaning & Fumigation Services	100,000.00	350,000.00	353,500.00	176,000.00	-	3,500.00
22020701	Financial Consulting	-	-	176,000.00	176,000.00	-	176,000.00
22020702	InFormation Technology Consulting	60,000.00	135,000.00	176,000.00	176,000.00	-	41,000.00
22020703	Legal Services	-	88,000.00	88,000.00	88,000.00	-	-
22020704	Engineering Services	-	20,000.00	88,000.00	88,000.00	-	68,000.00
22020709	Other Consulting Services	-	-	88,000.00	88,000.00	-	88,000.00
22020801	Motor Vehicle Fuel Cost	716,356.00	1,168,000.00	1,179,100.00	615,000.00	-	11,100.00
22020802	Other Transport Equipment Fuel Cost	187,000.00	96,000.00	176,000.00	176,000.00	-	80,000.00
22020803	Plant/Generator Fuel Cost	962,510.00	900,000.00	900,500.00	878,000.00	-	500.00
22020901	Bank Charges (Other Than Interest)	26,287.97	25,536.26	25,700.00	18,000.00	-	163.74

Report of the Auditor General on the Accounts of Adamawa State Government for the year ended 31st December 2023

SCHEDULE OF RECURRENT EXPENDITURE CONTD.

Economic Code	Economic Description	Actual	Actual	Final Budget	Original Budget	Supplementary Budget	Variance
		2022	2023	2023	2023	2023	2023
		₦	₦	₦	₦	₦	₦
22021001	Refreshment & Meals	415,000.00	800,800.00	808,100.00	439,000.00	-	7,300.00
22021002	Honorarium & Sitting Allowance	805,000.00	781,000.00	878,000.00	878,000.00	-	97,000.00
22021003	Publicity & Advertisements	-	250,000.00	439,000.00	439,000.00	-	189,000.00
22021004	Medical Expenses-Local	50,000.00	330,000.00	331,400.00	264,000.00	-	1,400.00
22021006	Postages & Courier Services	-	-	88,000.00	88,000.00	-	88,000.00
22021007	Welfare Packages	770,000.00	1,258,000.00	1,265,600.00	878,000.00	-	7,600.00
22021008	Subscription to Professional Bodies	295,750.00	433,200.00	439,000.00	439,000.00	-	5,800.00
22021025	Other Miscellaneous Expenses	725,000.00	3,855,500.00	3,915,100.00	878,000.00	-	59,600.00
22021026	Monitoring and Evaluation Recurrent	-	1,465,000.00	1,755,000.00	1,755,000.00	-	290,000.00
22021027	Daily Rated Allowance	3,665,000.00	2,414,500.00	2,427,700.00	1,755,000.00	-	13,200.00
<b>OTHER RECURRENT COSTS Total</b>		<b>21,683,128.97</b>	<b>19,486,436.26</b>	<b>25,414,300.00</b>	<b>18,222,000.00</b>	<b>-</b>	<b>5,927,863.74</b>
<b>025000100100 - Fiscal Responsibility Commission Total</b>		<b>78,223,151.63</b>	<b>64,185,205.17</b>	<b>87,019,300.00</b>	<b>66,837,000.00</b>	<b>-</b>	<b>22,834,094.83</b>
<b>025200100100 - Ministry of Water Resources</b>							
<b>PERSONNEL COST</b>							
21010101	Basic-Salary	32,170,978.28	31,515,722.89	33,240,000.00	33,240,000.00	-	1,724,277.11
21010103	Consolidated Revenue Fund Charge - Salaries	5,805,785.21	4,847,440.63	4,901,000.00	2,173,000.00	-	53,559.38
21020102	Housing/Rent Allowance	5,897,001.96	6,539,649.66	6,616,300.00	2,711,000.00	-	76,650.34
21020103	Transport Allowance	2,033,724.98	1,795,352.58	1,815,300.00	801,000.00	-	19,947.42
21020104	Meal Subsidy	252,151.24	301,133.90	301,900.00	265,000.00	-	766.10
21020105	Utility Allowance	1,086,101.81	985,289.22	1,105,000.00	1,105,000.00	-	119,710.78
21020106	Entertainment Allowance	80,723.32	75,629.08	83,000.00	83,000.00	-	7,370.92
21020107	Leave Allowance	2,828,918.00	2,803,687.00	3,336,000.00	3,336,000.00	-	532,313.00
21020108	Domestic Staff Allowance	2,457,408.48	2,343,164.63	2,502,000.00	2,502,000.00	-	158,835.37
21020109	Shift Allowance	17,835.00	71,340.00	72,000.00	72,000.00	-	660.00
21020110	Call Duty Allowance	63,153.84	38,197.89	72,000.00	72,000.00	-	33,802.11
21020111	Clinical Allowance	97,383.13	-	245,000.00	245,000.00	-	245,000.00
21020112	Harzard Allowance	11,250.00	45,000.00	45,900.00	-	-	900.00
21020118	Siwes Allowance	23,780.00	-	46,000.00	46,000.00	-	46,000.00
21020123	Responsibility Allowance	174,333.00	-	325,000.00	325,000.00	-	325,000.00
21020135	Furniture Allowance	4,066,559.58	5,572,606.53	6,174,000.00	6,174,000.00	-	601,393.47
21020145	Other Allowances and Benefits	4,565,242.53	2,930,000.00	6,578,000.00	6,578,000.00	-	3,648,000.00
<b>PERSONNEL COST Total</b>		<b>61,632,330.36</b>	<b>59,864,214.01</b>	<b>67,458,400.00</b>	<b>59,728,000.00</b>	<b>-</b>	<b>7,594,186.00</b>
<b>OTHER RECURRENT COSTS</b>							
22020102	Local Travel & Transport: Others	-	-	1,211,000.00	1,211,000.00	-	1,211,000.00
22020104	International Travel & Transport: Others	-	-	606,000.00	606,000.00	-	606,000.00
22020201	Electricity Charges	-	-	337,000.00	337,000.00	-	337,000.00
22020301	Office Stationeries/Computer Consumables	165,000.00	183,000.00	606,000.00	606,000.00	-	423,000.00
22020305	Printing of Non Security Documents	-	55,000.00	201,000.00	201,000.00	-	146,000.00
22020309	UniForms & Other Clothing	-	-	71,000.00	71,000.00	-	71,000.00
22020401	Maintenance of Motor Vehicle/Transport Equipment	300,000.00	-	1,030,000.00	1,030,000.00	-	1,030,000.00
22020405	Maintenance of Plants/Generators	5,000.00	51,000.00	203,000.00	203,000.00	-	152,000.00
22020406	Other Maintenance Services	3,054,749.13	414,900.00	902,000.00	902,000.00	-	487,100.00
22020801	Motor Vehicle Fuel Cost	220,000.00	349,750.00	483,000.00	483,000.00	-	133,250.00

Report of the Auditor General on the Accounts of Adamawa State Government for the year ended 31st December 2023

SCHEDULE OF RECURRENT EXPENDITURE CONTD.

Economic Code	Economic Description	Actual	Actual	Final Budget	Original Budget	Supplementary Budget	Variance
		2022	2023	2023	2023	2023	2023
		₦	₦	₦	₦	₦	₦
22020803	Plant/Generator Fuel Cost	115,000.00	297,500.00	360,000.00	360,000.00	-	62,500.00
22020901	Bank Charges (Other Than Interest)	266,390.50	6,366.04	237,000.00	237,000.00	-	230,633.96
22021001	Refreshment & Meals	30,000.00	239,000.00	372,000.00	372,000.00	-	133,000.00
22021003	Publicity & Advertisements	-	20,000.00	405,000.00	405,000.00	-	385,000.00
22021004	Medical Expenses-Local	20,000.00	-	674,000.00	674,000.00	-	674,000.00
22021007	Welfare Packages	132,000.00	1,630,000.00	1,655,900.00	337,000.00	-	25,900.00
22021025	Other Miscellaneous Expenses	5,359,249.50	5,332,500.00	5,419,200.00	1,000,000.00	-	86,700.00
22021027	Daily Rated Allowance	-	890,000.00	902,500.00	266,000.00	-	12,500.00
<b>OTHER RECURRENT COSTS Total</b>		<b>9,667,389.13</b>	<b>9,469,016.04</b>	<b>15,675,600.00</b>	<b>9,301,000.00</b>	<b>-</b>	<b>6,206,583.96</b>
<b>025200100100 - Ministry of Water Resources Total</b>		<b>71,299,719.49</b>	<b>69,333,230.05</b>	<b>83,134,000.00</b>	<b>69,029,000.00</b>	<b>-</b>	<b>13,800,769.96</b>
<b>025210200100 - Adamawa State Water Board</b>							
<b>PERSONNEL COST</b>							
21010101	Basic-Salary	301,034,920.47	271,242,748.76	325,672,000.00	325,672,000.00	-	54,429,251.24
21010103	Consolidated Revenue Fund Charge - Salaries	727,120.00	300,000.00	300,600.00	271,000.00	-	600.00
21020102	Housing/Rent Allowance	46,214,646.50	62,060,341.73	62,739,800.00	28,089,000.00	-	679,458.27
21020103	Transport Allowance	21,004,199.12	24,158,728.65	24,319,400.00	16,130,000.00	-	160,671.35
21020104	Meal Subsidy	4,448,185.97	4,907,609.86	4,929,200.00	3,833,000.00	-	21,590.14
21020105	Utility Allowance	13,462,836.01	12,314,077.43	13,661,000.00	13,661,000.00	-	1,346,922.57
21020106	Entertainment Allowance	154,248.26	121,084.98	167,000.00	167,000.00	-	45,915.02
21020107	Leave Allowance	24,086,034.00	24,935,635.00	30,403,000.00	30,403,000.00	-	5,467,365.00
21020108	Domestic Staff Allowance	4,742,324.29	3,686,112.72	5,117,000.00	5,117,000.00	-	1,430,887.28
21020109	Shift Allowance	21,360.00	44,240.00	185,000.00	185,000.00	-	140,760.00
21020110	Call Duty Allowance	3,885,479.19	5,912,771.82	9,056,000.00	9,056,000.00	-	3,143,228.18
21020111	Clinical Allowance	880,437.43	-	3,314,000.00	3,314,000.00	-	3,314,000.00
21020114	Teaching Allowance	13,572.93	162,875.16	166,200.00	-	-	3,324.84
21020123	Responsibility Allowance	377,748.26	-	435,000.00	435,000.00	-	435,000.00
21020127	UniForm Allowance	40,718.79	-	103,000.00	103,000.00	-	103,000.00
21020135	Furniture Allowance	29,555,634.01	38,847,668.25	39,133,900.00	24,537,000.00	-	286,231.75
21020137	Driver's Allowance	205,369.60	-	619,000.00	619,000.00	-	619,000.00
21020145	Other Allowances and Benefits	51,311,564.26	36,400,000.00	55,612,000.00	55,612,000.00	-	19,212,000.00
<b>PERSONNEL COST Total</b>		<b>502,166,399.09</b>	<b>485,093,894.36</b>	<b>575,933,100.00</b>	<b>517,204,000.00</b>	<b>-</b>	<b>90,839,205.64</b>
<b>OTHER RECURRENT COSTS</b>							
22020101	Local Travel & Transport: Training	-	100,000.00	264,000.00	264,000.00	-	164,000.00
22020102	Local Travel & Transport: Others	418,000.00	1,059,400.00	1,059,600.00	1,053,000.00	-	200.00
22020105	Hotel Accommodation - Local	-	486,000.00	615,000.00	615,000.00	-	129,000.00
22020301	Office Stationeries/Computer Consumables	420,700.00	298,400.00	439,000.00	439,000.00	-	140,600.00
22020305	Printing of Non Security Documents	-	51,400.00	132,000.00	132,000.00	-	80,600.00
22020306	Printing of Security Documents	95,000.00	210,000.00	220,000.00	220,000.00	-	10,000.00
22020401	Maintenance of Motor Vehicle/Transport Equipment	79,000.00	347,000.00	387,000.00	387,000.00	-	40,000.00
22020402	Maintenance of Office Furniture	-	73,000.00	220,000.00	220,000.00	-	147,000.00
22020403	Maintenance of Office Building/Residential Qtrs	-	167,000.00	176,000.00	176,000.00	-	9,000.00
22020404	Maintenance of Office/IT Equipments	111,000.00	292,900.00	308,000.00	308,000.00	-	15,100.00
22020405	Maintenance of Plants/Generators	785,200.00	719,000.00	722,900.00	527,000.00	-	3,900.00

Report of the Auditor General on the Accounts of Adamawa State Government for the year ended 31st December 2023

SCHEDULE OF RECURRENT EXPENDITURE CONTD.

Economic Code	Economic Description	Actual 2022 ₦	Actual 2023 ₦	Final Budget 2023 ₦	Original Budget 2023 ₦	Supplementary Budget 2023 ₦	Variance 2023 ₦
22020406	Other Maintenance Services	1,258,900.00	1,700,500.00	1,708,200.00	1,317,000.00	-	7,700.00
22020501	Local Training	-	-	88,000.00	88,000.00	-	88,000.00
22020601	Security Services	-	13,000.00	264,000.00	264,000.00	-	251,000.00
22020605	Cleaning & Fumigation Services	-	24,000.00	71,000.00	71,000.00	-	47,000.00
22020702	Information Technology Consulting	-	-	44,000.00	44,000.00	-	44,000.00
22020703	Legal Services	-	-	88,000.00	88,000.00	-	88,000.00
22020706	Surveying Services	-	-	44,000.00	44,000.00	-	44,000.00
22020801	Motor Vehicle Fuel Cost	2,195,000.00	2,061,000.00	2,194,000.00	2,194,000.00	-	133,000.00
22020803	Plant/Generator Fuel Cost	2,850,200.00	2,827,600.00	3,072,000.00	3,072,000.00	-	244,400.00
22020901	Bank Charges (Other Than Interest)	-	45,202.70	88,000.00	88,000.00	-	42,797.30
22021001	Refreshment & Meals	-	60,000.00	439,000.00	439,000.00	-	379,000.00
22021002	Honorarium & Sitting Allowance	40,000.00	400,000.00	439,000.00	439,000.00	-	39,000.00
22021003	Publicity & Advertisements	40,000.00	-	132,000.00	132,000.00	-	132,000.00
22021004	Medical Expenses-Local	10,000.00	-	439,000.00	439,000.00	-	439,000.00
22021006	Postages & Courier Services	-	-	27,000.00	27,000.00	-	27,000.00
22021007	Welfare Packages	5,000.00	221,000.00	439,000.00	439,000.00	-	218,000.00
22021025	Other Miscellaneous Expenses	4,752,000.00	3,797,000.00	3,820,300.00	2,633,000.00	-	23,300.00
22021027	Daily Rated Allowance	1,340,000.00	2,590,000.00	2,633,000.00	2,633,000.00	-	43,000.00
<b>OTHER RECURRENT COSTS Total</b>		<b>14,400,000.00</b>	<b>17,543,402.70</b>	<b>20,573,000.00</b>	<b>18,792,000.00</b>	<b>-</b>	<b>3,029,597.30</b>
<b>025210200100 - Adamawa State Water Board Total</b>		<b>516,566,399.09</b>	<b>502,637,297.06</b>	<b>596,506,100.00</b>	<b>535,996,000.00</b>	<b>-</b>	<b>93,868,802.94</b>
<b>025210300100 - Rural Water Supply &amp; Environmental Sanitation Agency (RWESA)</b>							
<b>PERSONNEL COST</b>							
21010101	Basic-Salary	14,692,488.92	13,506,502.38	15,534,000.00	15,534,000.00	-	2,027,497.62
21010103	Consolidated Revenue Fund Charge - Salaries	222,875.85	-	-	-	-	-
21020102	Housing/Rent Allowance	2,533,756.27	3,090,289.92	3,132,500.00	984,000.00	-	42,210.08
21020103	Transport Allowance	1,415,427.38	1,100,586.18	1,113,200.00	471,000.00	-	12,613.82
21020104	Meal Subsidy	141,324.06	221,382.72	222,800.00	155,000.00	-	1,417.28
21020105	Utility Allowance	868,159.51	588,185.82	591,000.00	591,000.00	-	2,814.18
21020107	Leave Allowance	1,338,655.00	1,350,696.00	1,358,000.00	1,358,000.00	-	7,304.00
21020111	Clinical Allowance	59,318.23	-	154,000.00	154,000.00	-	154,000.00
21020112	Harzard Allowance	19,317.83	-	-	-	-	-
21020135	Furniture Allowance	1,718,518.10	2,428,141.56	2,442,100.00	1,731,000.00	-	13,958.44
21020141	Accommodation Allowance	20,744.50	-	-	-	-	-
21020145	Other Allowances and Benefits	1,071,975.70	1,800,000.00	2,798,000.00	2,798,000.00	-	998,000.00
<b>PERSONNEL COST Total</b>		<b>24,102,561.35</b>	<b>24,085,784.58</b>	<b>27,345,600.00</b>	<b>23,776,000.00</b>	<b>-</b>	<b>3,259,815.42</b>
<b>OTHER RECURRENT COSTS</b>							
22020101	Local Travel & Transport: Training	100,000.00	64,000.00	132,000.00	132,000.00	-	68,000.00
22020103	International Travel & Transport: Training	-	-	150,000.00	150,000.00	-	150,000.00
22020105	Hotel Accommodation - Local	-	-	132,000.00	132,000.00	-	132,000.00
22020201	Electricity Charges	-	-	132,000.00	132,000.00	-	132,000.00
22020202	Telephone Charges	-	-	88,000.00	88,000.00	-	88,000.00
22020204	Satellite Broadcasting Access Charges	23,700.00	537,200.00	544,500.00	176,000.00	-	7,300.00
22020301	Office Stationeries/Computer Consumables	1,424,925.00	1,618,600.00	1,633,500.00	878,000.00	-	14,900.00

Report of the Auditor General on the Accounts of Adamawa State Government for the year ended 31st December 2023

SCHEDULE OF RECURRENT EXPENDITURE CONTD.

Economic Code	Economic Description	Actual 2022 ₦	Actual 2023 ₦	Final Budget 2023 ₦	Original Budget 2023 ₦	Supplementary Budget 2023 ₦	Variance 2023 ₦
22020302	Books	-	-	132,000.00	132,000.00	-	132,000.00
22020305	Printing of Non Security Documents	-	-	88,000.00	88,000.00	-	88,000.00
22020306	Printing of Security Documents	-	-	88,000.00	88,000.00	-	88,000.00
22020401	Maintenance of Motor Vehicle/Transport Equipment	197,100.00	150,000.00	351,000.00	351,000.00	-	201,000.00
22020402	Maintenance of Office Furniture	-	-	88,000.00	88,000.00	-	88,000.00
22020403	Maintenance of Office Building/Residential Qtrs	160,300.00	338,000.00	351,000.00	351,000.00	-	13,000.00
22020404	Maintenance of Office/IT Equipments	230,000.00	321,100.00	351,000.00	351,000.00	-	29,900.00
22020405	Maintenance of Plants/Generators	35,100.00	278,350.00	282,200.00	88,000.00	-	3,850.00
22020406	Other Maintenance Services	361,500.00	172,000.00	439,000.00	439,000.00	-	267,000.00
22020501	Local Training	38,400.00	-	62,000.00	62,000.00	-	62,000.00
22020502	International Training	-	-	79,000.00	79,000.00	-	79,000.00
22020601	Security Services	30,000.00	-	88,000.00	88,000.00	-	88,000.00
22020604	Security Vote (Including Operations)	-	-	88,000.00	88,000.00	-	88,000.00
22020605	Cleaning & Fumigation Services	-	-	88,000.00	88,000.00	-	88,000.00
22020701	Financial Consulting	-	-	88,000.00	88,000.00	-	88,000.00
22020702	Information Technology Consulting	-	-	44,000.00	44,000.00	-	44,000.00
22020801	Motor Vehicle Fuel Cost	105,000.00	-	176,000.00	176,000.00	-	176,000.00
22020802	Other Transport Equipment Fuel Cost	51,000.00	50,000.00	88,000.00	88,000.00	-	38,000.00
22020803	Plant/Generator Fuel Cost	115,000.00	385,350.00	391,000.00	106,000.00	-	5,650.00
22020806	Cooking Gas/Fuel Cost	-	-	36,000.00	36,000.00	-	36,000.00
22020901	Bank Charges (Other Than Interest)	4,699.00	25,495.27	27,000.00	27,000.00	-	1,504.73
22021003	Publicity & Advertisements	100,000.00	140,000.00	141,100.00	88,000.00	-	1,100.00
22021006	Postages & Courier Services	17,175.00	-	53,000.00	53,000.00	-	53,000.00
22021010	Direct Teaching & Laboratory Cost	-	-	88,000.00	88,000.00	-	88,000.00
22021019	Medical Expenses-International	-	-	44,000.00	44,000.00	-	44,000.00
22021023	Development Plan Preparation Expenses	-	-	62,000.00	62,000.00	-	62,000.00
22021027	Daily Rated Allowance	610,000.00	700,000.00	1,053,000.00	1,053,000.00	-	353,000.00
<b>OTHER RECURRENT COSTS Total</b>		<b>3,603,899.00</b>	<b>4,780,095.27</b>	<b>7,678,300.00</b>	<b>6,022,000.00</b>	<b>-</b>	<b>2,898,204.73</b>
<b>025210300100 - Rural Water Supply &amp; Environmental Sanitation Agency (RWESA) Total</b>		<b>27,706,460.35</b>	<b>28,865,879.85</b>	<b>35,023,900.00</b>	<b>29,798,000.00</b>	<b>-</b>	<b>6,158,020.15</b>
<b>025210400100 - Small Towns Water Supply Agency</b>							
<b>PERSONNEL COST</b>							
21010101	Basic-Salary	-	-	1,227,000.00	1,227,000.00	-	1,227,000.00
21020102	Housing/Rent Allowance	-	-	229,000.00	229,000.00	-	229,000.00
21020103	Transport Allowance	-	-	144,000.00	144,000.00	-	144,000.00
21020104	Meal Subsidy	-	-	55,000.00	55,000.00	-	55,000.00
21020105	Utility Allowance	-	-	40,000.00	40,000.00	-	40,000.00
21020106	Entertainment Allowance	-	-	58,000.00	58,000.00	-	58,000.00
21020107	Leave Allowance	-	-	180,000.00	180,000.00	-	180,000.00
21020108	Domestic Staff Allowance	-	-	273,000.00	273,000.00	-	273,000.00
<b>PERSONNEL COST Total</b>		<b>-</b>	<b>-</b>	<b>2,206,000.00</b>	<b>2,206,000.00</b>	<b>-</b>	<b>2,206,000.00</b>
<b>OTHER RECURRENT COSTS</b>							
22020101	Local Travel & Transport: Training	207,500.00	-	299,000.00	299,000.00	-	299,000.00
22020105	Hotel Accommodation - Local	4,000.00	-	102,000.00	102,000.00	-	102,000.00

Report of the Auditor General on the Accounts of Adamawa State Government for the year ended 31st December 2023

SCHEDULE OF RECURRENT EXPENDITURE CONTD.

Economic Code	Economic Description	Actual	Actual	Final Budget	Original Budget	Supplementary Budget	Variance
		2022	2023	2023	2023	2023	2023
		₦	₦	₦	₦	₦	₦
22020301	Office Stationeries/Computer Consumables	232,000.00	50,000.00	52,000.00	52,000.00	-	2,000.00
22020302	Books	-	-	44,000.00	44,000.00	-	44,000.00
22020305	Printing of Non Security Documents	25,000.00	-	52,000.00	52,000.00	-	52,000.00
22020306	Printing of Security Documents	-	-	44,000.00	44,000.00	-	44,000.00
22020308	Field & Camping Materials Supplies	-	-	23,000.00	23,000.00	-	23,000.00
22020401	Maintenance of Motor Vehicle/Transport Equipment	88,000.00	-	97,000.00	97,000.00	-	97,000.00
22020402	Maintenance of Office Furniture	19,000.00	-	150,000.00	150,000.00	-	150,000.00
22020403	Maintenance of Office Building/Residential Qtrs	-	-	97,000.00	97,000.00	-	97,000.00
22020404	Maintenance of Office/IT Equipments	35,000.00	80,000.00	80,700.00	49,000.00	-	700.00
22020405	Maintenance of Plants/Generators	150,000.00	130,000.00	130,500.00	106,000.00	-	500.00
22020406	Other Maintenance Services	340,000.00	216,000.00	216,500.00	194,000.00	-	500.00
22020501	Local Training	-	-	111,000.00	111,000.00	-	111,000.00
22020504	Seminars/Workshop and Conferences	91,000.00	-	264,000.00	264,000.00	-	264,000.00
22020601	Security Services	214,000.00	770,000.00	777,200.00	411,000.00	-	7,200.00
22020605	Cleaning & Fumigation Services	10,000.00	31,400.00	31,700.00	20,000.00	-	300.00
22020701	Financial Consulting	-	-	44,000.00	44,000.00	-	44,000.00
22020702	InFormation Technology Consulting	-	-	44,000.00	44,000.00	-	44,000.00
22020704	Engineering Services	-	-	102,000.00	102,000.00	-	102,000.00
22020706	Surveying Services	-	-	88,000.00	88,000.00	-	88,000.00
22020801	Motor Vehicle Fuel Cost	424,446.22	1,113,000.00	1,123,000.00	615,000.00	-	10,000.00
22020803	Plant/Generator Fuel Cost	80,000.00	810,000.00	820,400.00	290,000.00	-	10,400.00
22020901	Bank Charges (Other Than Interest)	3,098.46	36,362.53	37,000.00	7,000.00	-	637.47
22021001	Refreshment & Meals	-	20,000.00	53,000.00	53,000.00	-	33,000.00
22021002	Honorarium & Sitting Allowance	49,000.00	96,000.00	96,200.00	87,000.00	-	200.00
22021003	Publicity & Advertisements	10,000.00	-	49,000.00	49,000.00	-	49,000.00
22021004	Medical Expenses-Local	-	-	49,000.00	49,000.00	-	49,000.00
22021006	Postages & Courier Services	-	-	20,000.00	20,000.00	-	20,000.00
22021007	Welfare Packages	540,000.00	685,000.00	689,100.00	483,000.00	-	4,100.00
22021008	Subscription to Professional Bodies	-	-	106,000.00	106,000.00	-	106,000.00
22021023	Development Plan Preparation Expenses	67,000.00	31,000.00	62,000.00	62,000.00	-	31,000.00
22021025	Other Miscellaneous Expenses	405,000.00	903,435.54	916,500.00	251,000.00	-	13,064.46
<b>OTHER RECURRENT COSTS Total</b>		<b>2,994,044.68</b>	<b>4,972,198.07</b>	<b>6,870,800.00</b>	<b>4,465,000.00</b>	<b>-</b>	<b>1,898,601.93</b>
<b>025210400100 - Small Towns Water Supply Agency Total</b>		<b>2,994,044.68</b>	<b>4,972,198.07</b>	<b>9,076,800.00</b>	<b>6,671,000.00</b>	<b>-</b>	<b>4,104,601.93</b>
<b>025300100100 - Ministry of Housing and Urban Development</b>							
<b>PERSONNEL COST</b>							
21010101	Basic-Salary	29,729,761.93	24,309,049.28	32,975,000.00	32,975,000.00	-	8,665,950.72
21010103	Consolidated Revenue Fund Charge - Salaries	5,805,785.21	4,847,440.63	4,860,700.00	4,186,000.00	-	13,259.38
21020102	Housing/Rent Allowance	5,154,729.81	5,561,905.70	5,621,900.00	2,563,000.00	-	59,994.30
21020103	Transport Allowance	1,588,933.93	1,623,352.60	1,637,600.00	913,000.00	-	14,247.40
21020104	Meal Subsidy	288,225.62	314,147.74	315,100.00	270,000.00	-	952.26
21020105	Utility Allowance	1,036,412.44	838,287.08	1,022,000.00	1,022,000.00	-	183,712.92
21020106	Entertainment Allowance	10,981.88	-	15,000.00	15,000.00	-	15,000.00
21020107	Leave Allowance	2,670,506.00	2,296,715.00	2,930,000.00	2,930,000.00	-	633,285.00
21020108	Domestic Staff Allowance	313,199.12	-	401,000.00	401,000.00	-	401,000.00

Report of the Auditor General on the Accounts of Adamawa State Government for the year ended 31st December 2023

SCHEDULE OF RECURRENT EXPENDITURE CONTD.

Economic Code	Economic Description	Actual 2022 ₦	Actual 2023 ₦	Final Budget 2023 ₦	Original Budget 2023 ₦	Supplementary Budget 2023 ₦	Variance 2023 ₦
21020111	Clinical Allowance	92,517.48	-	140,000.00	140,000.00	-	140,000.00
21020135	Furniture Allowance	5,474,796.69	4,482,861.62	5,416,000.00	5,416,000.00	-	933,138.38
21020145	Other Allowances and Benefits	2,062,712.51	2,630,000.00	5,244,000.00	5,244,000.00	-	2,614,000.00
<b>PERSONNEL COST Total</b>		<b>54,228,562.62</b>	<b>46,903,759.65</b>	<b>60,578,300.00</b>	<b>56,075,000.00</b>	<b>-</b>	<b>13,674,540.36</b>
<b>OTHER RECURRENT COSTS</b>							
22020101	Local Travel & Transport: Training	5,835,000.00	3,000.00	662,000.00	662,000.00	-	659,000.00
22020102	Local Travel & Transport: Others	50,000.00	775,400.00	1,548,000.00	1,548,000.00	-	772,600.00
22020104	International Travel & Transport: Others	30,000.00	-	-	-	-	-
22020201	Electricity Charges	-	-	69,000.00	69,000.00	-	69,000.00
22020301	Office Stationeries/Computer Consumables	72,500.00	556,500.00	635,000.00	635,000.00	-	78,500.00
22020304	Magazines & Periodicals	-	-	176,000.00	176,000.00	-	176,000.00
22020312	Other Materials and Supplies	240,000.00	290,000.00	291,100.00	237,000.00	-	1,100.00
22020401	Maintenance of Motor Vehicle/Transport Equipment	36,000.00	460,000.00	466,000.00	466,000.00	-	6,000.00
22020402	Maintenance of Office Furniture	-	230,600.00	439,000.00	439,000.00	-	208,400.00
22020403	Maintenance of Office Building/Residential Qtrs	-	207,200.00	462,000.00	462,000.00	-	254,800.00
22020404	Maintenance of Office/IT Equipments	33,400.00	116,000.00	150,000.00	150,000.00	-	34,000.00
22020405	Maintenance of Plants/Generators	11,436,000.00	3,970,000.00	4,141,000.00	4,141,000.00	-	171,000.00
22020406	Other Maintenance Services	1,106,000.00	1,729,500.00	1,730,300.00	1,692,000.00	-	800.00
22020501	Local Training	-	-	1,127,000.00	1,127,000.00	-	1,127,000.00
22020502	International Training	-	-	1,280,000.00	1,280,000.00	-	1,280,000.00
22020601	Security Services	-	-	43,000.00	43,000.00	-	43,000.00
22020701	Financial Consulting	69,170.24	116,000.00	116,300.00	103,000.00	-	300.00
22020703	Legal Services	6,000.00	-	659,000.00	659,000.00	-	659,000.00
22020704	Engineering Services	300,000.00	395,000.00	396,200.00	338,000.00	-	1,200.00
22020801	Motor Vehicle Fuel Cost	1,890,000.00	3,618,480.00	3,636,500.00	2,721,000.00	-	18,020.00
22020802	Other Transport Equipment Fuel Cost	1,682,000.00	3,431,000.00	3,437,600.00	3,103,000.00	-	6,600.00
22020803	Plant/Generator Fuel Cost	98,706,642.88	22,858,120.00	141,654,000.00	141,654,000.00	-	118,795,880.00
22020901	Bank Charges (Other Than Interest)	22,547,049.37	107,877.58	200,000.00	200,000.00	-	92,122.42
22021001	Refreshment & Meals	297,500.00	147,500.00	147,900.00	129,000.00	-	400.00
22021002	Honorarium & Sitting Allowance	-	8,000.00	458,000.00	458,000.00	-	450,000.00
22021003	Publicity & Advertisements	67,500.00	240,000.00	241,500.00	169,000.00	-	1,500.00
22021004	Medical Expenses-Local	-	93,900.00	107,000.00	107,000.00	-	13,100.00
22021007	Welfare Packages	-	130,000.00	1,555,000.00	1,555,000.00	-	1,425,000.00
22021008	Subscription to Professional Bodies	-	-	1,317,000.00	1,317,000.00	-	1,317,000.00
22021009	Sporting Activities	-	-	338,000.00	338,000.00	-	338,000.00
22021025	Other Miscellaneous Expenses	2,475,352.36	4,737,000.00	4,746,000.00	4,289,000.00	-	9,000.00
<b>OTHER RECURRENT COSTS Total</b>		<b>146,880,114.85</b>	<b>44,221,077.58</b>	<b>172,229,400.00</b>	<b>170,267,000.00</b>	<b>-</b>	<b>128,008,322.42</b>
<b>025300100100 - Ministry of Housing and Urban Development Total</b>		<b>201,108,677.47</b>	<b>91,124,837.23</b>	<b>232,807,700.00</b>	<b>226,342,000.00</b>	<b>-</b>	<b>141,682,862.78</b>
<b>025305300100 - Adamawa State Urban Planning &amp; Development Authority</b>							
<b>PERSONNEL COST</b>							
21010101	Basic-Salary	49,275,963.46	49,426,488.11	55,321,000.00	55,321,000.00	-	5,894,511.89
21010103	Consolidated Revenue Fund Charge - Salaries	1,200,000.00	500,000.00	501,000.00	452,000.00	-	1,000.00
21020102	Housing/Rent Allowance	7,741,100.55	10,984,644.68	11,118,400.00	4,298,000.00	-	133,755.32



Report of the Auditor General on the Accounts of Adamawa State Government for the year ended 31st December 2023

SCHEDULE OF RECURRENT EXPENDITURE CONTD.

Economic Code	Economic Description	Actual	Actual	Final Budget	Original Budget	Supplementary	Variance
		2022	2023	2023	2023	Budget 2023	2023
		₦	₦	₦	₦	₦	₦
21020103	Transport Allowance	2,450,428.52	3,318,798.27	3,350,500.00	1,735,000.00	-	31,701.73
21020104	Meal Subsidy	654,706.02	569,866.48	571,300.00	499,000.00	-	1,433.52
21020105	Utility Allowance	1,963,040.21	1,846,662.73	1,978,000.00	1,978,000.00	-	131,337.27
21020106	Entertainment Allowance	105,225.43	138,865.56	139,700.00	102,000.00	-	834.44
21020107	Leave Allowance	4,516,320.97	4,431,231.00	5,164,000.00	5,164,000.00	-	732,769.00
21020108	Domestic Staff Allowance	3,505,420.92	4,618,482.41	4,643,500.00	3,372,000.00	-	25,017.59
21020109	Shift Allowance	-	-	166,000.00	166,000.00	-	166,000.00
21020111	Clinical Allowance	107,066.58	-	408,000.00	408,000.00	-	408,000.00
21020123	Responsibility Allowance	109,833.97	-	332,000.00	332,000.00	-	332,000.00
21020135	Furniture Allowance	8,875,856.23	9,019,719.53	9,023,900.00	8,814,000.00	-	4,180.47
21020145	Other Allowances and Benefits	5,686,344.59	5,240,000.00	9,762,000.00	9,762,000.00	-	4,522,000.00
<b>PERSONNEL COST Total</b>		<b>86,191,307.45</b>	<b>90,094,758.77</b>	<b>102,479,300.00</b>	<b>92,403,000.00</b>	<b>-</b>	<b>12,384,541.23</b>
<b>OTHER RECURRENT COSTS</b>							
22020101	Local Travel & Transport: Training	-	1,018,000.00	1,027,600.00	542,000.00	-	9,600.00
22020102	Local Travel & Transport: Others	116,600.00	360,000.00	542,000.00	542,000.00	-	182,000.00
22020103	International Travel & Transport: Training	-	-	542,000.00	542,000.00	-	542,000.00
22020104	International Travel & Transport: Others	-	-	542,000.00	542,000.00	-	542,000.00
22020204	Satellite Broadcasting Access Charges	-	13,500.00	176,000.00	176,000.00	-	162,500.00
22020205	Water Rates	-	-	174,000.00	174,000.00	-	174,000.00
22020209	Other Utility Charges	-	-	97,000.00	97,000.00	-	97,000.00
22020301	Office Stationeries/Computer Consumables	328,500.00	422,300.00	1,317,000.00	1,317,000.00	-	894,700.00
22020302	Books	-	-	483,000.00	483,000.00	-	483,000.00
22020305	Printing of Non Security Documents	-	-	1,843,000.00	1,843,000.00	-	1,843,000.00
22020306	Printing of Security Documents	156,000.00	181,000.00	1,549,000.00	1,549,000.00	-	1,368,000.00
22020307	Drugs/Laboratory/Medical Supplies	-	-	584,000.00	584,000.00	-	584,000.00
22020308	Field & Camping Materials Supplies	-	-	439,000.00	439,000.00	-	439,000.00
22020312	Other Materials and Supplies	-	-	1,071,000.00	1,071,000.00	-	1,071,000.00
22020401	Maintenance of Motor Vehicle/Transport Equipment	152,500.00	905,900.00	906,500.00	878,000.00	-	600.00
22020402	Maintenance of Office Furniture	-	-	1,361,000.00	1,361,000.00	-	1,361,000.00
22020403	Maintenance of Office Building/Residential Qtrs	40,000.00	-	1,361,000.00	1,361,000.00	-	1,361,000.00
22020405	Maintenance of Plants/Generators	58,500.00	33,000.00	773,000.00	773,000.00	-	740,000.00
22020406	Other Maintenance Services	119,900.00	348,900.00	439,000.00	439,000.00	-	90,100.00
22020410	Maintenance of Street Lightings	-	-	194,000.00	194,000.00	-	194,000.00
22020601	Security Services	47,500.00	17,000.00	439,000.00	439,000.00	-	422,000.00
22020602	Office Rent	-	-	439,000.00	439,000.00	-	439,000.00
22020604	Security Vote (Including Operations)	-	-	584,000.00	584,000.00	-	584,000.00
22020605	Cleaning & Fumigation Services	51,000.00	-	145,000.00	145,000.00	-	145,000.00
22020701	Financial Consulting	-	-	377,000.00	377,000.00	-	377,000.00
22020702	Information Technology Consulting	-	-	702,000.00	702,000.00	-	702,000.00
22020703	Legal Services	60,500.00	-	439,000.00	439,000.00	-	439,000.00
22020704	Engineering Services	-	-	536,000.00	536,000.00	-	536,000.00
22020706	Surveying Services	-	-	632,000.00	632,000.00	-	632,000.00
22020707	Agricultural Consulting	-	-	194,000.00	194,000.00	-	194,000.00
22020709	Other Consulting Services	-	-	483,000.00	483,000.00	-	483,000.00
22020801	Motor Vehicle Fuel Cost	263,900.00	858,743.00	1,053,000.00	1,053,000.00	-	194,257.00

Report of the Auditor General on the Accounts of Adamawa State Government for the year ended 31st December 2023

SCHEDULE OF RECURRENT EXPENDITURE CONTD.

Economic Code	Economic Description	Actual	Actual	Final Budget	Original Budget	Supplementary Budget	Variance
		2022	2023	2023	2023	2023	2023
		₦	₦	₦	₦	₦	₦
22020802	Other Transport Equipment Fuel Cost	-	-	659,000.00	659,000.00	-	659,000.00
22020901	Bank Charges (Other Than Interest)	11,505.42	23,678.78	496,000.00	496,000.00	-	472,321.22
22020902	Insurance Premium	-	-	107,000.00	107,000.00	-	107,000.00
22021001	Refreshment & Meals	5,000.00	244,800.00	483,000.00	483,000.00	-	238,200.00
22021002	Honorarium & Sitting Allowance	462,000.00	8,718,662.64	8,884,300.00	439,000.00	-	165,637.36
22021003	Publicity & Advertisements	60,000.00	118,000.00	439,000.00	439,000.00	-	321,000.00
22021004	Medical Expenses-Local	-	-	1,053,000.00	1,053,000.00	-	1,053,000.00
22021006	Postages & Courier Services	-	-	97,000.00	97,000.00	-	97,000.00
22021007	Welfare Packages	-	314,000.00	1,229,000.00	1,229,000.00	-	915,000.00
22021008	Subscription to Professional Bodies	-	-	878,000.00	878,000.00	-	878,000.00
22021023	Development Plan Preparation Expenses	-	25,000.00	1,273,000.00	1,273,000.00	-	1,248,000.00
22021024	Final Accounts Preparation Expenses	24,000.00	-	-	-	-	-
22021025	Other Miscellaneous Expenses	1,150,254.25	763,500.00	2,099,000.00	2,099,000.00	-	1,335,500.00
22021026	Monitoring and Evaluation Recurrent	-	24,500.00	474,000.00	474,000.00	-	449,500.00
22021027	Daily Rated Allowance	3,163,000.00	2,186,000.00	2,633,000.00	2,633,000.00	-	447,000.00
<b>OTHER RECURRENT COSTS Total</b>		<b>6,270,659.67</b>	<b>16,576,484.42</b>	<b>42,248,400.00</b>	<b>33,289,000.00</b>	<b>-</b>	<b>25,671,915.58</b>
<b>025305300100 - Adamawa State Urban Planning &amp; Development Authority Total</b>		<b>92,461,967.12</b>	<b>106,671,243.19</b>	<b>144,727,700.00</b>	<b>125,692,000.00</b>	<b>-</b>	<b>38,056,456.81</b>
<b>026000100100 - Ministry of Lands and Survey</b>							
<b>PERSONNEL COST</b>							
21010101	Basic-Salary	50,812,507.00	45,671,129.87	47,008,000.00	47,008,000.00	-	1,336,870.13
21010103	Consolidated Revenue Fund Charge - Salaries	5,805,785.21	4,847,440.63	4,901,000.00	2,173,000.00	-	53,559.38
21020102	Housing/Rent Allowance	8,297,449.65	9,834,262.70	9,945,500.00	4,274,000.00	-	111,237.30
21020103	Transport Allowance	2,867,458.42	3,283,400.98	3,314,100.00	1,751,000.00	-	30,699.02
21020104	Meal Subsidy	518,058.42	612,243.75	614,500.00	502,000.00	-	2,256.25
21020105	Utility Allowance	1,889,851.99	1,710,831.53	1,906,000.00	1,906,000.00	-	195,168.47
21020106	Entertainment Allowance	52,760.95	43,373.60	59,000.00	59,000.00	-	15,626.40
21020107	Leave Allowance	4,513,807.44	4,157,574.00	5,049,000.00	5,049,000.00	-	891,426.00
21020108	Domestic Staff Allowance	1,590,087.84	1,330,124.80	1,741,000.00	1,741,000.00	-	410,875.20
21020110	Call Duty Allowance	-	-	89,000.00	89,000.00	-	89,000.00
21020111	Clinical Allowance	164,905.95	-	420,000.00	420,000.00	-	420,000.00
21020114	Teaching Allowance	14,133.34	170,696.88	174,200.00	-	-	3,503.12
21020127	UniForm Allowance	42,400.02	-	108,000.00	108,000.00	-	108,000.00
21020135	Furniture Allowance	8,658,311.97	7,739,248.77	8,725,000.00	8,725,000.00	-	985,751.23
21020145	Other Allowances and Benefits	3,555,680.15	5,150,000.00	8,852,000.00	8,852,000.00	-	3,702,000.00
<b>PERSONNEL COST Total</b>		<b>88,783,198.35</b>	<b>84,550,327.51</b>	<b>92,906,300.00</b>	<b>82,657,000.00</b>	<b>-</b>	<b>8,355,972.50</b>
<b>OTHER RECURRENT COSTS</b>							
22020101	Local Travel & Transport: Training	-	780,000.00	878,000.00	878,000.00	-	98,000.00
22020102	Local Travel & Transport: Others	50,000.00	1,313,740.00	1,318,100.00	1,096,000.00	-	4,360.00
22020103	International Travel & Transport: Training	-	-	439,000.00	439,000.00	-	439,000.00
22020104	International Travel & Transport: Others	-	-	439,000.00	439,000.00	-	439,000.00
22020105	Hotel Accommodation - Local	-	-	351,000.00	351,000.00	-	351,000.00
22020106	Hotel Accommodation - International	-	-	220,000.00	220,000.00	-	220,000.00
22020107	Hotel Accommodation - Local Training	-	-	220,000.00	220,000.00	-	220,000.00

Report of the Auditor General on the Accounts of Adamawa State Government for the year ended 31st December 2023

SCHEDULE OF RECURRENT EXPENDITURE CONTD.

Economic Code	Economic Description	Actual	Actual	Final Budget	Original Budget	Supplementary	Variance
		2022	2023	2023	2023	Budget	2023
		₦	₦	₦	₦	₦	₦
22020109	Per-Diem/Estacodes	-	-	439,000.00	439,000.00	-	439,000.00
22020201	Electricity Charges	40,000.00	443,400.00	527,000.00	527,000.00	-	83,600.00
22020202	Telephone Charges	-	-	44,000.00	44,000.00	-	44,000.00
22020203	Internet Access Charges	-	38,350.00	369,000.00	369,000.00	-	330,650.00
22020204	Satellite Broadcasting Access Charges	-	82,000.00	150,000.00	150,000.00	-	68,000.00
22020209	Other Utility Charges	-	50,000.00	132,000.00	132,000.00	-	82,000.00
22020301	Office Stationeries/Computer Consumables	129,700.00	901,600.00	902,100.00	878,000.00	-	500.00
22020305	Printing of Non Security Documents	-	-	132,000.00	132,000.00	-	132,000.00
22020309	UniForms & Other Clothing	-	-	43,000.00	43,000.00	-	43,000.00
22020312	Other Materials and Supplies	470,000.00	466,000.00	523,000.00	523,000.00	-	57,000.00
22020401	Maintenance of Motor Vehicle/Transport Equipment	302,500.00	486,700.00	487,700.00	439,000.00	-	1,000.00
22020402	Maintenance of Office Furniture	259,650.00	221,800.00	439,000.00	439,000.00	-	217,200.00
22020403	Maintenance of Office Building/Residential Qtrs	236,900.00	305,600.00	439,000.00	439,000.00	-	133,400.00
22020404	Maintenance of Office/IT Equipments	44,500.00	966,300.00	968,100.00	878,000.00	-	1,800.00
22020405	Maintenance of Plants/Generators	-	110,000.00	176,000.00	176,000.00	-	66,000.00
22020406	Other Maintenance Services	496,000.00	1,231,900.00	1,317,000.00	1,317,000.00	-	85,100.00
22020501	Local Training	-	150,000.00	439,000.00	439,000.00	-	289,000.00
22020502	International Training	-	-	878,000.00	878,000.00	-	878,000.00
22020601	Security Services	40,000.00	120,000.00	176,000.00	176,000.00	-	56,000.00
22020605	Cleaning & Fumigation Services	35,000.00	72,000.00	88,000.00	88,000.00	-	16,000.00
22020701	Financial Consulting	194,836.26	254,000.00	264,000.00	264,000.00	-	10,000.00
22020702	InFormation Technology Consulting	-	-	88,000.00	88,000.00	-	88,000.00
22020703	Legal Services	100,000.00	355,000.00	356,000.00	308,000.00	-	1,000.00
22020704	Engineering Services	82,400.00	76,100.00	88,000.00	88,000.00	-	11,900.00
22020705	Architectural Services	-	-	44,000.00	44,000.00	-	44,000.00
22020706	Surveying Services	12,000.00	-	176,000.00	176,000.00	-	176,000.00
22020709	Other Consulting Services	163,051.74	196,400.00	196,900.00	176,000.00	-	500.00
22020801	Motor Vehicle Fuel Cost	-	201,200.00	351,000.00	351,000.00	-	149,800.00
22020802	Other Transport Equipment Fuel Cost	-	-	176,000.00	176,000.00	-	176,000.00
22020803	Plant/Generator Fuel Cost	-	-	220,000.00	220,000.00	-	220,000.00
22020806	Cooking Gas/Fuel Cost	-	-	18,000.00	18,000.00	-	18,000.00
22020901	Bank Charges (Other Than Interest)	122,522.76	80,322.56	88,000.00	88,000.00	-	7,677.44
22021003	Publicity & Advertisements	-	-	439,000.00	439,000.00	-	439,000.00
22021004	Medical Expenses-Local	-	-	220,000.00	220,000.00	-	220,000.00
22021006	Postages & Courier Services	-	-	172,000.00	172,000.00	-	172,000.00
22021007	Welfare Packages	1,569,972.83	3,564,500.00	3,565,600.00	3,510,000.00	-	1,100.00
22021023	Development Plan Preparation Expenses	618,820.00	-	88,000.00	88,000.00	-	88,000.00
22021025	Other Miscellaneous Expenses	3,455,133.65	5,870,000.00	5,921,300.00	3,305,000.00	-	51,300.00
22021027	Daily Rated Allowance	3,655,000.00	3,582,000.00	3,601,000.00	2,633,000.00	-	19,000.00
<b>OTHER RECURRENT COSTS Total</b>		<b>12,077,987.24</b>	<b>21,918,912.56</b>	<b>28,606,800.00</b>	<b>24,513,000.00</b>	<b>-</b>	<b>6,687,887.44</b>
<b>026000100100 - Ministry of Lands and Survey Total</b>		<b>100,861,185.59</b>	<b>106,469,240.07</b>	<b>121,513,100.00</b>	<b>107,170,000.00</b>	<b>-</b>	<b>15,043,859.94</b>
<b>026000200100 - Office of the Surveyor General</b>							
<b>PERSONNEL COST</b>							
21010101	Basic-Salary	32,034,775.01	28,394,817.51	41,051,000.00	41,051,000.00	-	12,656,182.49

Report of the Auditor General on the Accounts of Adamawa State Government for the year ended 31st December 2023

SCHEDULE OF RECURRENT EXPENDITURE CONTD.

Economic Code	Economic Description	Actual	Actual	Final Budget	Original Budget	Supplementary Budget	Variance
		2022	2023	2023	2023	2023	2023
		₦	₦	₦	₦	₦	₦
21010103	Consolidated Revenue Fund Charge - Salaries	119,587.55	-	-	-	-	-
21020102	Housing/Rent Allowance	6,027,091.40	6,762,096.57	9,940,000.00	9,940,000.00	-	3,177,903.43
21020103	Transport Allowance	2,102,073.46	1,694,778.36	2,564,000.00	2,564,000.00	-	869,221.64
21020104	Meal Subsidy	256,201.85	284,756.71	419,000.00	419,000.00	-	134,243.29
21020105	Utility Allowance	1,492,983.90	1,284,064.39	1,814,000.00	1,814,000.00	-	529,935.61
21020106	Entertainment Allowance	466,195.38	440,593.44	566,000.00	566,000.00	-	125,406.56
21020107	Leave Allowance	2,964,346.14	2,680,818.00	3,315,000.00	3,315,000.00	-	634,182.00
21020108	Domestic Staff Allowance	3,882,927.53	3,104,204.16	5,086,000.00	5,086,000.00	-	1,981,795.84
21020111	Clinical Allowance	80,222.20	-	-	-	-	-
21020120	Journal Allowance	46,795.14	187,180.56	191,000.00	-	-	3,819.44
21020135	Furniture Allowance	5,710,177.18	4,773,535.74	7,091,000.00	7,091,000.00	-	2,317,464.26
21020137	Driver's Allowance	155,983.76	935,902.56	954,700.00	-	-	18,797.44
21020138	Admin Allowance	155,983.74	311,967.48	367,000.00	367,000.00	-	55,032.52
21020145	Other Allowances and Benefits	3,179,085.31	2,640,000.00	2,670,900.00	1,099,000.00	-	30,900.00
<b>PERSONNEL COST Total</b>		<b>58,674,429.55</b>	<b>53,494,715.48</b>	<b>76,029,600.00</b>	<b>73,312,000.00</b>	<b>-</b>	<b>22,534,884.52</b>
<b>OTHER RECURRENT COSTS</b>							
22020101	Local Travel & Transport: Training	417,500.00	327,000.00	699,000.00	699,000.00	-	372,000.00
22020102	Local Travel & Transport: Others	736,000.00	971,000.00	1,141,000.00	1,141,000.00	-	170,000.00
22020201	Electricity Charges	12,000.00	116,000.00	263,000.00	263,000.00	-	147,000.00
22020204	Satellite Broadcasting Access Charges	-	30,000.00	48,000.00	48,000.00	-	18,000.00
22020205	Water Rates	-	183,000.00	260,000.00	260,000.00	-	77,000.00
22020301	Office Stationeries/Computer Consumables	464,500.00	437,000.00	439,000.00	439,000.00	-	2,000.00
22020306	Printing of Security Documents	142,000.00	172,000.00	220,000.00	220,000.00	-	48,000.00
22020312	Other Materials and Supplies	15,000.00	61,300.00	86,000.00	86,000.00	-	24,700.00
22020401	Maintenance of Motor Vehicle/Transport Equipment	257,000.00	456,500.00	456,500.00	439,000.00	-	400.00
22020402	Maintenance of Office Furniture	575,000.00	520,000.00	527,000.00	527,000.00	-	7,000.00
22020403	Maintenance of Office Building/Residential Qtrs	94,000.00	224,597.11	224,900.00	212,000.00	-	302.89
22020404	Maintenance of Office/IT Equipments	295,500.00	607,500.00	615,000.00	615,000.00	-	7,500.00
22020405	Maintenance of Plants/Generators	-	53,000.00	128,000.00	128,000.00	-	75,000.00
22020406	Other Maintenance Services	405,000.00	453,000.00	466,000.00	466,000.00	-	13,000.00
22020501	Local Training	1,930,000.00	1,017,000.00	1,111,000.00	1,111,000.00	-	94,000.00
22020605	Cleaning & Fumigation Services	14,000.00	145,996.86	264,000.00	264,000.00	-	118,003.14
22020703	Legal Services	-	50,000.00	212,000.00	212,000.00	-	162,000.00
22020706	Surveying Services	3,252,475.00	3,006,901.17	3,072,000.00	3,072,000.00	-	65,098.83
22020801	Motor Vehicle Fuel Cost	1,233,000.00	865,500.00	878,000.00	878,000.00	-	12,500.00
22020803	Plant/Generator Fuel Cost	-	508,000.00	632,000.00	632,000.00	-	124,000.00
22020901	Bank Charges (Other Than Interest)	41,460.49	49,232.27	62,000.00	62,000.00	-	12,767.73
22021001	Refreshment & Meals	38,000.00	429,000.00	439,000.00	439,000.00	-	10,000.00
22021002	Honorarium & Sitting Allowance	120,000.00	167,700.00	176,000.00	176,000.00	-	8,300.00
22021004	Medical Expenses-Local	-	599,000.00	667,000.00	667,000.00	-	68,000.00
22021007	Welfare Packages	901,000.00	1,304,500.00	1,492,000.00	1,492,000.00	-	187,500.00
22021023	Development Plan Preparation Expenses	212,600.00	372,000.00	439,000.00	439,000.00	-	67,000.00
22021025	Other Miscellaneous Expenses	3,343,500.00	2,346,393.18	2,349,500.00	2,194,000.00	-	3,106.82
22021027	Daily Rated Allowance	3,140,000.00	3,610,000.00	3,686,000.00	3,686,000.00	-	76,000.00
<b>OTHER RECURRENT COSTS Total</b>		<b>17,639,535.49</b>	<b>19,083,120.59</b>	<b>21,053,300.00</b>	<b>20,867,000.00</b>	<b>-</b>	<b>1,970,179.41</b>

Report of the Auditor General on the Accounts of Adamawa State Government for the year ended 31st December 2023

SCHEDULE OF RECURRENT EXPENDITURE CONTD.

Economic Code	Economic Description	Actual 2022 ₦	Actual 2023 ₦	Final Budget 2023 ₦	Original Budget 2023 ₦	Supplementary Budget 2023 ₦	Variance 2023 ₦
<b>026000200100 - Office of the Surveyor General Total</b>		<b>76,313,965.04</b>	<b>72,577,836.07</b>	<b>97,082,900.00</b>	<b>94,179,000.00</b>	<b>-</b>	<b>24,505,063.93</b>
<b>026500100100 - Ministry of Livestock &amp; Aquaculture Development</b>							
<b>PERSONNEL COST</b>							
21010101	Basic-Salary	505,357,960.12	483,913,684.75	547,846,780.00	547,846,780.00	-	63,933,095.25
21010103	Consolidated Revenue Fund Charge - Salaries	5,805,785.21	4,847,440.63	4,860,700.00	4,186,000.00	-	13,259.38
21020102	Housing/Rent Allowance	20,339.76	-	31,000.00	31,000.00	-	31,000.00
21020103	Transport Allowance	5,118.14	-	8,000.00	8,000.00	-	8,000.00
21020104	Meal Subsidy	798.17	-	3,000.00	3,000.00	-	3,000.00
21020105	Utility Allowance	2,386.65	-	5,000.00	5,000.00	-	5,000.00
21020107	Leave Allowance	35,560.00	106,680.00	108,600.00	13,000.00	-	1,920.00
21020109	Shift Allowance	14,277,916.72	24,217,067.75	24,355,800.00	17,281,000.00	-	138,732.25
21020110	Call Duty Allowance	67,641,126.96	60,615,799.85	65,004,000.00	65,004,000.00	-	4,388,200.15
21020111	Clinical Allowance	4,184,942.17	-	4,601,000.00	4,601,000.00	-	4,601,000.00
21020112	Harzard Allowance	8,506,936.76	12,040,543.37	12,281,400.00	-	-	240,856.63
21020118	Siwes Allowance	6,093,996.34	-	8,883,000.00	8,883,000.00	-	8,883,000.00
21020133	Regular Allowance	2,086,653.14	-	-	-	-	-
21020135	Furniture Allowance	17,779.52	-	26,000.00	26,000.00	-	26,000.00
21020145	Other Allowances and Benefits	2,014,284.66	13,200,000.00	13,464,000.00	-	-	264,000.00
<b>PERSONNEL COST Total</b>		<b>616,051,584.32</b>	<b>598,941,216.35</b>	<b>681,478,280.00</b>	<b>647,887,780.00</b>	<b>-</b>	<b>82,537,063.66</b>
<b>OTHER RECURRENT COSTS</b>							
22020101	Local Travel & Transport: Training	230,000.00	722,300.00	878,000.00	878,000.00	-	155,700.00
22020102	Local Travel & Transport: Others	1,413,856.00	737,000.00	1,755,000.00	1,755,000.00	-	1,018,000.00
22020109	Per-Diem/Estacodes	-	200,000.00	1,343,220.00	1,343,220.00	-	1,143,220.00
22020201	Electricity Charges	-	-	439,000.00	439,000.00	-	439,000.00
22020204	Satellite Broadcasting Access Charges	-	-	439,000.00	439,000.00	-	439,000.00
22020206	Sewerage Charges	-	11,050.00	439,000.00	439,000.00	-	427,950.00
22020209	Other Utility Charges	20,000.00	215,000.00	308,000.00	308,000.00	-	93,000.00
22020301	Office Stationeries/Computer Consumables	1,671,650.00	189,500.00	220,000.00	220,000.00	-	30,500.00
22020302	Books	-	-	264,000.00	264,000.00	-	264,000.00
22020305	Printing of Non Security Documents	-	255,000.00	527,000.00	527,000.00	-	272,000.00
22020306	Printing of Security Documents	90,000.00	-	18,000.00	18,000.00	-	18,000.00
22020307	Drugs/Laboratory/Medical Supplies	-	25,000.00	439,000.00	439,000.00	-	414,000.00
22020308	Field & Camping Materials Supplies	-	-	439,000.00	439,000.00	-	439,000.00
22020312	Other Materials and Supplies	-	22,421,625.00	22,866,600.00	176,000.00	-	444,975.00
22020401	Maintenance of Motor Vehicle/Transport Equipment	2,162,000.00	120,000.00	132,000.00	132,000.00	-	12,000.00
22020404	Maintenance of Office/IT Equipments	224,000.00	1,895,060.00	1,897,900.00	1,755,000.00	-	2,840.00
22020501	Local Training	7,000.00	172,866.00	439,000.00	439,000.00	-	266,134.00
22020605	Cleaning & Fumigation Services	32,750.00	69,290.00	483,000.00	483,000.00	-	413,710.00
22020703	Legal Services	-	610,000.00	878,000.00	878,000.00	-	268,000.00
22020801	Motor Vehicle Fuel Cost	94,322.00	220,000.00	600,000.00	600,000.00	-	380,000.00
22020802	Other Transport Equipment Fuel Cost	3,350.00	1,400.00	7,000.00	7,000.00	-	5,600.00
22020803	Plant/Generator Fuel Cost	156,500.00	99,000.00	158,000.00	158,000.00	-	59,000.00
22020901	Bank Charges (Other Than Interest)	35,700.80	98,441.04	264,000.00	264,000.00	-	165,558.96

Report of the Auditor General on the Accounts of Adamawa State Government for the year ended 31st December 2023

SCHEDULE OF RECURRENT EXPENDITURE CONTD.

Economic Code	Economic Description	Actual 2022 ₦	Actual 2023 ₦	Final Budget 2023 ₦	Original Budget 2023 ₦	Supplementary Budget 2023 ₦	Variance 2023 ₦
22021001	Refreshment & Meals	329,500.00	351,000.00	351,000.00	351,000.00	-	-
22021003	Publicity & Advertisements	60,000.00	906,900.00	1,053,000.00	1,053,000.00	-	146,100.00
22021023	Development Plan Preparation Expenses	44,000.00	249,100.00	439,000.00	439,000.00	-	189,900.00
22021025	Other Miscellaneous Expenses	15,944,250.00	8,043,700.00	9,622,000.00	9,622,000.00	-	1,578,300.00
<b>OTHER RECURRENT COSTS Total</b>		<b>22,518,878.80</b>	<b>37,613,232.04</b>	<b>46,698,720.00</b>	<b>23,865,220.00</b>	<b>-</b>	<b>9,085,487.96</b>
<b>026500100100 - Ministry of Livestock &amp; Aquaculture Development Total</b>		<b>638,570,463.12</b>	<b>636,554,448.39</b>	<b>728,177,000.00</b>	<b>671,753,000.00</b>	<b>-</b>	<b>91,622,551.62</b>
<b>026600100100 - Ministry of Entrepreneurship Development</b>							
<b>PERSONNEL COST</b>							
21010101	Basic-Salary	63,753,320.06	52,994,672.88	61,372,000.00	61,372,000.00	-	8,377,327.12
21010103	Consolidated Revenue Fund Charge - Salaries	5,805,785.21	4,847,440.63	4,901,000.00	2,173,000.00	-	53,559.38
21020102	Housing/Rent Allowance	9,735,103.05	12,125,148.69	12,293,700.00	3,702,000.00	-	168,551.31
21020103	Transport Allowance	2,821,328.98	3,517,731.07	3,564,800.00	1,169,000.00	-	47,068.93
21020104	Meal Subsidy	504,325.44	642,054.77	645,700.00	464,000.00	-	3,645.23
21020105	Utility Allowance	1,961,708.77	1,808,803.27	1,888,000.00	1,888,000.00	-	79,196.73
21020106	Entertainment Allowance	27,146.04	16,982.52	29,000.00	29,000.00	-	12,017.48
21020107	Leave Allowance	6,867,518.62	5,272,966.00	8,081,000.00	8,081,000.00	-	2,808,034.00
21020108	Domestic Staff Allowance	795,043.92	498,193.11	762,000.00	762,000.00	-	263,806.89
21020109	Shift Allowance	337,155.51	-	-	-	-	-
21020111	Clinical Allowance	187,524.51	-	475,000.00	475,000.00	-	475,000.00
21020119	Field Allowance	72,276.72	-	-	-	-	-
21020123	Responsibility Allowance	113,373.70	-	-	-	-	-
21020126	Torchlight Allowance	1,226,977.17	-	-	-	-	-
21020135	Furniture Allowance	8,310,701.96	10,441,593.20	10,462,400.00	9,405,000.00	-	20,806.80
21020145	Other Allowances and Benefits	8,011,687.86	5,760,000.00	12,189,000.00	12,189,000.00	-	6,429,000.00
<b>PERSONNEL COST Total</b>		<b>110,530,977.52</b>	<b>97,925,586.14</b>	<b>116,663,600.00</b>	<b>101,709,000.00</b>	<b>-</b>	<b>18,738,013.87</b>
<b>OTHER RECURRENT COSTS</b>							
22020101	Local Travel & Transport: Training	35,000.00	-	-	-	-	-
22020102	Local Travel & Transport: Others	100,000.00	350,484.37	878,000.00	878,000.00	-	527,515.63
22020103	International Travel & Transport: Training	-	-	878,000.00	878,000.00	-	878,000.00
22020104	International Travel & Transport: Others	-	-	878,000.00	878,000.00	-	878,000.00
22020105	Hotel Accommodation - Local	-	-	878,000.00	878,000.00	-	878,000.00
22020106	Hotel Accommodation - International	-	-	878,000.00	878,000.00	-	878,000.00
22020109	Per-Diem/Estacodes	217,000.00	445,000.00	878,000.00	878,000.00	-	433,000.00
22020204	Satellite Broadcasting Access Charges	-	55,400.00	194,000.00	194,000.00	-	138,600.00
22020206	Sewerage Charges	-	147,000.00	194,000.00	194,000.00	-	47,000.00
22020301	Office Stationeries/Computer Consumables	163,100.00	257,000.00	439,000.00	439,000.00	-	182,000.00
22020305	Printing of Non Security Documents	5,000.00	-	439,000.00	439,000.00	-	439,000.00
22020306	Printing of Security Documents	-	60,000.00	439,000.00	439,000.00	-	379,000.00
22020312	Other Materials and Supplies	201,000.00	50,000.00	439,000.00	439,000.00	-	389,000.00
22020401	Maintenance of Motor Vehicle/Transport Equipment	1,887,500.00	618,800.00	2,158,000.00	2,158,000.00	-	1,539,200.00
22020402	Maintenance of Office Furniture	940,000.00	477,000.00	1,317,000.00	1,317,000.00	-	840,000.00
22020403	Maintenance of Office Building/Residential Qtrs	659,500.00	342,200.00	1,317,000.00	1,317,000.00	-	974,800.00
22020404	Maintenance of Office/IT Equipments	1,078,300.00	963,320.00	1,317,000.00	1,317,000.00	-	353,680.00

Report of the Auditor General on the Accounts of Adamawa State Government for the year ended 31st December 2023

SCHEDULE OF RECURRENT EXPENDITURE CONTD.

Economic Code	Economic Description	Actual	Actual	Final Budget	Original Budget	Supplementary Budget	Variance
		2022	2023	2023	2023	2023	2023
		₦	₦	₦	₦	₦	₦
22020405	Maintenance of Plants/Generators	549,000.00	-	1,317,000.00	1,317,000.00	-	1,317,000.00
22020406	Other Maintenance Services	1,170,500.00	1,376,000.00	1,810,000.00	1,810,000.00	-	434,000.00
22020408	Maintenance of Sea Boats	22,000.00	-	39,000.00	39,000.00	-	39,000.00
22020503	Other Trainings	-	1,074,000.00	1,317,000.00	1,317,000.00	-	243,000.00
22020605	Cleaning & Fumigation Services	15,000.00	160,000.00	168,000.00	168,000.00	-	8,000.00
22020701	Financial Consulting	25,000.00	192,000.00	194,000.00	194,000.00	-	2,000.00
22020703	Legal Services	50,000.00	-	467,000.00	467,000.00	-	467,000.00
22020709	Other Consulting Services	-	487,000.00	487,400.00	467,000.00	-	400.00
22020801	Motor Vehicle Fuel Cost	832,500.00	540,000.00	1,141,000.00	1,141,000.00	-	601,000.00
22020802	Other Transport Equipment Fuel Cost	643,500.00	3,107,000.00	3,144,100.00	1,255,000.00	-	37,100.00
22020803	Plant/Generator Fuel Cost	-	60,000.00	1,138,000.00	1,138,000.00	-	1,078,000.00
22020806	Cooking Gas/Fuel Cost	-	-	94,000.00	94,000.00	-	94,000.00
22020901	Bank Charges (Other Than Interest)	19,468.69	852,792.98	862,200.00	387,000.00	-	9,407.02
22021001	Refreshment & Meals	499,000.00	319,500.00	889,000.00	889,000.00	-	569,500.00
22021002	Honorarium & Sitting Allowance	757,000.00	312,000.00	966,000.00	966,000.00	-	654,000.00
22021003	Publicity & Advertisements	50,000.00	603,000.00	1,931,000.00	1,931,000.00	-	1,328,000.00
22021004	Medical Expenses-Local	476,000.00	972,000.00	1,931,000.00	1,931,000.00	-	959,000.00
22021006	Postages & Courier Services	-	425,000.00	931,000.00	931,000.00	-	506,000.00
22021007	Welfare Packages	1,765,000.00	6,028,250.00	6,100,600.00	2,414,000.00	-	72,350.00
22021023	Development Plan Preparation Expenses	265,000.00	-	290,000.00	290,000.00	-	290,000.00
22021025	Other Miscellaneous Expenses	1,968,400.00	1,151,000.00	1,931,000.00	1,931,000.00	-	780,000.00
22021027	Daily Rated Allowance	20,000.00	-	36,000.00	36,000.00	-	36,000.00
<b>OTHER RECURRENT COSTS Total</b>		<b>14,413,768.69</b>	<b>21,425,747.35</b>	<b>40,705,300.00</b>	<b>34,634,000.00</b>	<b>-</b>	<b>19,279,552.65</b>
<b>026600100100 - Ministry of Entrepreneurship Development Total</b>		<b>124,944,746.21</b>	<b>119,351,333.49</b>	<b>157,368,900.00</b>	<b>136,343,000.00</b>	<b>-</b>	<b>38,017,566.52</b>
<b>02 - Economic Sector Total</b>		<b>18,177,554,118.86</b>	<b>24,091,287,912.29</b>	<b>29,948,743,200.00</b>	<b>33,508,764,100.00</b>	<b>-</b>	<b>5,857,455,287.71</b>
<b>03 - Law and Justice Sector</b>							
<b>031801100100 - Adamawa State Judicial Service Commission</b>							
<b>PERSONNEL COST</b>							
21010101	Basic-Salary	5,373,249.08	5,305,093.60	13,132,000.00	13,132,000.00	-	7,826,906.40
21010103	Consolidated Revenue Fund Charge - Salaries	21,710,243.67	25,377,233.00	25,537,400.00	17,370,000.00	-	160,167.00
21020102	Housing/Rent Allowance	3,771,367.18	5,219,983.41	5,238,200.00	4,312,000.00	-	18,216.59
21020103	Transport Allowance	1,699,264.29	2,122,034.46	2,128,300.00	1,810,000.00	-	6,265.54
21020104	Meal Subsidy	1,081,068.34	1,591,525.46	1,892,000.00	1,892,000.00	-	300,474.54
21020105	Utility Allowance	2,111,070.80	2,073,714.56	4,674,000.00	4,674,000.00	-	2,600,285.44
21020106	Entertainment Allowance	305,869.65	350,113.20	752,000.00	752,000.00	-	401,886.80
21020107	Leave Allowance	495,057.64	367,644.00	2,463,000.00	2,463,000.00	-	2,095,356.00
21020108	Domestic Staff Allowance	3,964,546.88	3,851,160.92	8,650,000.00	8,650,000.00	-	4,798,839.08
21020109	Shift Allowance	333,130.67	-	1,274,000.00	1,274,000.00	-	1,274,000.00
21020111	Clinical Allowance	1,294,607.42	-	7,335,000.00	7,335,000.00	-	7,335,000.00
21020112	Harzard Allowance	1,069,378.98	1,528,926.50	1,559,600.00	-	-	30,673.50
21020117	Outfit Allowance	1,244,169.13	1,548,566.46	1,552,900.00	1,334,000.00	-	4,333.54
21020120	Journal Allowance	234,826.88	462,570.72	466,100.00	290,000.00	-	3,529.28
21020122	Hardship Allowance	222,981.51	337,372.80	542,000.00	542,000.00	-	204,627.20

*Report of the Auditor General on the Accounts of Adamawa State Government for the year ended 31st December 2023*

**SCHEDULE OF RECURRENT EXPENDITURE CONTD.**

Economic Code	Economic Description	Actual	Actual	Final Budget	Original Budget	Supplementary Budget	Variance
		2022	2023	2023	2023	2023	2023
		₦	₦	₦	₦	₦	₦
21020125	Student Nurses Allowance	-	-	596,000.00	596,000.00	-	596,000.00
21020126	Torchlight Allowance	35,196.75	51,061.38	51,300.00	42,000.00	-	238.62
21020128	Personal Assistance Allowance	411,807.63	1,312,373.10	2,223,000.00	2,223,000.00	-	910,626.90
21020130	Special Allowance	-	1,591,525.46	1,623,400.00	-	-	31,874.54
21020135	Furniture Allowance	1,273,455.43	1,913,008.61	4,166,000.00	4,166,000.00	-	2,252,991.39
21020143	Motor Vehicle/ Maintenance Allowance	672,842.59	-	2,189,000.00	2,189,000.00	-	2,189,000.00
21020145	Other Allowances and Benefits	4,554,479.89	1,455,553.00	15,280,000.00	15,280,000.00	-	13,824,447.00
<b>PERSONNEL COST Total</b>		<b>51,858,614.41</b>	<b>56,459,460.64</b>	<b>103,325,200.00</b>	<b>90,326,000.00</b>	<b>-</b>	<b>46,865,739.36</b>
<b>OTHER RECURRENT COSTS</b>							
22020102	Local Travel & Transport: Others	3,455,500.00	1,880,000.00	1,883,300.00	1,717,000.00	-	3,300.00
22020202	Telephone Charges	-	-	470,000.00	470,000.00	-	470,000.00
22020203	Internet Access Charges	6,000.00	10,000.00	5,584,000.00	5,584,000.00	-	5,574,000.00
22020312	Other Materials and Supplies	1,094,100.00	2,004,500.00	5,274,000.00	5,274,000.00	-	3,269,500.00
22020401	Maintenance of Motor Vehicle/Transport Equipment	1,006,500.00	886,000.00	5,296,000.00	5,296,000.00	-	4,410,000.00
22020404	Maintenance of Office/IT Equipments	757,000.00	1,257,400.00	1,276,000.00	1,276,000.00	-	18,600.00
22020406	Other Maintenance Services	50,000.00	-	1,339,000.00	1,339,000.00	-	1,339,000.00
22020801	Motor Vehicle Fuel Cost	489,400.00	316,100.00	318,500.00	200,000.00	-	2,400.00
22020802	Other Transport Equipment Fuel Cost	315,000.00	230,000.00	232,000.00	232,000.00	-	2,000.00
22020803	Plant/Generator Fuel Cost	1,300,000.00	830,000.00	2,189,000.00	2,189,000.00	-	1,359,000.00
22020901	Bank Charges (Other Than Interest)	30,123.02	44,199.44	44,700.00	22,000.00	-	500.56
22021025	Other Miscellaneous Expenses	22,064,784.50	25,752,145.77	56,626,000.00	56,626,000.00	-	30,873,854.23
<b>OTHER RECURRENT COSTS Total</b>		<b>30,568,407.52</b>	<b>33,210,345.21</b>	<b>80,532,500.00</b>	<b>80,225,000.00</b>	<b>-</b>	<b>47,322,154.79</b>
<b>031801100100 - Adamawa State Judicial Service Commission Total</b>		<b>82,427,021.93</b>	<b>89,669,805.85</b>	<b>183,857,700.00</b>	<b>170,551,000.00</b>	<b>-</b>	<b>94,187,894.15</b>
<b>031805100100 - High Court of Justice</b>							
<b>PERSONNEL COST</b>							
21010101	Basic-Salary	71,836,351.07	67,590,989.79	132,285,530.00	132,285,530.00	-	64,694,540.21
21020102	Housing/Rent Allowance	52,835,486.05	66,010,808.92	67,326,280.00	241,280.00	-	1,315,471.08
21020103	Transport Allowance	21,104,582.78	25,663,707.99	26,163,850.00	659,750.00	-	500,142.01
21020104	Meal Subsidy	15,500,176.11	19,247,778.47	19,369,570.00	13,161,070.00	-	121,791.53
21020105	Utility Allowance	28,135,787.59	26,389,350.47	44,927,090.00	44,927,090.00	-	18,537,739.53
21020106	Entertainment Allowance	6,766,761.37	6,542,716.68	14,295,840.00	14,295,840.00	-	7,753,123.32
21020107	Leave Allowance	6,266,838.27	4,105,996.00	44,927,090.00	44,927,090.00	-	40,821,094.00
21020108	Domestic Staff Allowance	54,892,647.77	49,609,898.96	82,453,670.00	82,453,670.00	-	32,843,771.04
21020109	Shift Allowance	7,846,634.79	-	31,287,230.00	31,287,230.00	-	31,287,230.00
21020111	Clinical Allowance	13,581,728.79	-	56,108,910.00	56,108,910.00	-	56,108,910.00
21020112	Harzard Allowance	16,497,593.01	18,928,955.00	19,307,600.00	-	-	378,645.00
21020117	Outfit Allowance	9,673,307.21	15,315,122.81	15,621,500.00	-	-	306,377.19
21020120	Journal Allowance	5,479,526.69	7,902,544.76	8,060,600.00	-	-	158,055.24
21020122	Hardship Allowance	4,010,616.11	6,468,544.31	9,063,080.00	9,063,080.00	-	2,594,535.69
21020125	Student Nurses Allowance	-	-	14,295,840.00	14,295,840.00	-	14,295,840.00
21020126	Torchlight Allowance	375,350.75	433,313.90	442,000.00	-	-	8,686.10
21020128	Personal Assistance Allowance	4,074,290.60	22,518,285.95	24,505,000.00	24,505,000.00	-	1,986,714.05
21020130	Special Allowance	-	19,247,778.47	19,632,800.00	-	-	385,021.53



Report of the Auditor General on the Accounts of Adamawa State Government for the year ended 31st December 2023

SCHEDULE OF RECURRENT EXPENDITURE CONTD.

Economic Code	Economic Description	Actual	Actual	Final Budget	Original Budget	Supplementary	Variance
		2022	2023	2023	2023	Budget 2023	2023
		₦	₦	₦	₦	₦	₦
21020135	Furniture Allowance	25,227,745.27	23,533,831.69	34,717,930.00	34,717,930.00	-	11,184,098.31
21020137	Driver's Allowance	389,959.40	2,573,732.04	2,625,300.00	-	-	51,567.96
21020138	Admin Allowance	415,956.64	857,910.57	1,432,600.00	1,432,600.00	-	574,689.43
21020143	Motor Vehicle/ Maintenance Allowance	6,872,642.25	-	28,591,680.00	28,591,680.00	-	28,591,680.00
21020145	Other Allowances and Benefits	64,598,526.58	17,790,869.70	48,257,120.00	150,257,120.00	-	30,466,250.30
<b>PERSONNEL COST Total</b>		<b>416,382,509.10</b>	<b>400,732,136.48</b>	<b>745,698,110.00</b>	<b>683,210,710.00</b>	<b>-</b>	<b>344,965,973.52</b>
<b>OTHER RECURRENT COSTS</b>							
22020101	Local Travel & Transport: Training	3,300,000.00	20,907,400.00	21,150,100.00	8,775,000.00	-	242,700.00
22020102	Local Travel & Transport: Others	11,612,500.00	37,361,800.00	37,758,100.00	17,550,000.00	-	396,300.00
22020103	International Travel & Transport: Training	1,000,000.00	-	6,143,000.00	6,143,000.00	-	6,143,000.00
22020104	International Travel & Transport: Others	1,900,000.00	-	4,388,000.00	4,388,000.00	-	4,388,000.00
22020105	Hotel Accommodation - Local	-	5,186,000.00	5,202,000.00	4,388,000.00	-	16,000.00
22020109	Per-Diem/Estacodes	-	-	4,388,000.00	4,388,000.00	-	4,388,000.00
22020204	Satellite Broadcasting Access Charges	-	-	439,000.00	439,000.00	-	439,000.00
22020209	Other Utility Charges	-	1,520,000.00	1,755,000.00	1,755,000.00	-	235,000.00
22020301	Office Stationeries/Computer Consumables	43,516,400.00	25,138,900.00	25,200,300.00	22,073,000.00	-	61,400.00
22020302	Books	6,760,000.00	939,000.00	2,414,000.00	2,414,000.00	-	1,475,000.00
22020303	Newspapers	52,000.00	-	-	-	-	-
22020304	Magazines & Periodicals	-	-	439,000.00	439,000.00	-	439,000.00
22020305	Printing of Non Security Documents	499,500.00	-	2,019,000.00	2,019,000.00	-	2,019,000.00
22020306	Printing of Security Documents	272,900.00	1,605,100.00	2,370,000.00	2,370,000.00	-	764,900.00
22020307	Drugs/Laboratory/Medical Supplies	-	1,890,000.00	1,919,900.00	395,000.00	-	29,900.00
22020309	UniForms & Other Clothing	-	-	439,000.00	439,000.00	-	439,000.00
22020312	Other Materials and Supplies	44,313,700.00	78,969,500.00	79,464,200.00	54,238,000.00	-	494,700.00
22020401	Maintenance of Motor Vehicle/Transport Equipment	13,538,000.00	22,736,200.00	24,570,000.00	24,570,000.00	-	1,833,800.00
22020402	Maintenance of Office Furniture	9,480,000.00	34,440,517.99	36,855,000.00	36,855,000.00	-	2,414,482.01
22020403	Maintenance of Office Building/Residential Qtrs	3,839,300.00	13,909,300.00	17,112,000.00	17,112,000.00	-	3,202,700.00
22020404	Maintenance of Office/IT Equipments	923,300.00	8,106,000.00	8,162,900.00	5,265,000.00	-	56,900.00
22020405	Maintenance of Plants/Generators	-	3,035,500.00	3,043,600.00	2,633,000.00	-	8,100.00
22020406	Other Maintenance Services	11,702,600.00	36,816,140.00	37,429,700.00	6,143,000.00	-	613,560.00
22020407	Maintenance of Aircrafts	320,000.00	-	-	-	-	-
22020501	Local Training	-	7,760,500.00	7,845,600.00	3,510,000.00	-	85,100.00
22020503	Other Trainings	-	15,279,000.00	15,496,900.00	4,388,000.00	-	217,900.00
22020601	Security Services	334,000.00	1,627,500.00	2,019,000.00	2,019,000.00	-	391,500.00
22020602	Office Rent	-	2,500,000.00	5,178,000.00	5,178,000.00	-	2,678,000.00
22020603	Residential Rent	-	-	4,388,000.00	4,388,000.00	-	4,388,000.00
22020605	Cleaning & Fumigation Services	-	1,529,000.00	1,931,000.00	1,931,000.00	-	402,000.00
22020709	Other Consulting Services	8,275,000.00	25,064,400.00	25,275,300.00	14,523,000.00	-	210,900.00
22020801	Motor Vehicle Fuel Cost	455,500.00	710,200.00	28,336,000.00	28,336,000.00	-	27,625,800.00
22020802	Other Transport Equipment Fuel Cost	-	330,000.00	1,755,000.00	1,755,000.00	-	1,425,000.00
22020803	Plant/Generator Fuel Cost	1,139,000.00	8,293,500.00	8,326,000.00	6,669,000.00	-	32,500.00
22020806	Cooking Gas/Fuel Cost	150,000.00	-	264,000.00	264,000.00	-	264,000.00
22020901	Bank Charges (Other Than Interest)	311,998.73	532,413.39	8,890,000.00	8,890,000.00	-	8,357,586.61
22021001	Refreshment & Meals	4,760,000.00	7,120,000.00	7,459,000.00	7,459,000.00	-	339,000.00
22021002	Honorarium & Sitting Allowance	-	3,600,000.00	3,774,000.00	3,774,000.00	-	174,000.00

Report of the Auditor General on the Accounts of Adamawa State Government for the year ended 31st December 2023

SCHEDULE OF RECURRENT EXPENDITURE CONTD.

Economic Code	Economic Description	Actual 2022 ₦	Actual 2023 ₦	Final Budget 2023 ₦	Original Budget 2023 ₦	Supplementary Budget 2023 ₦	Variance 2023 ₦
22021003	Publicity & Advertisements	-	-	2,019,000.00	2,019,000.00	-	2,019,000.00
22021004	Medical Expenses-Local	17,530,000.00	24,654,500.00	24,708,900.00	21,938,000.00	-	54,400.00
22021006	Postages & Courier Services	-	2,000,000.00	2,633,000.00	2,633,000.00	-	633,000.00
22021007	Welfare Packages	10,000,000.00	30,154,100.00	30,417,500.00	16,987,000.00	-	263,400.00
22021008	Subscription to Professional Bodies	-	-	4,388,000.00	4,388,000.00	-	4,388,000.00
22021023	Development Plan Preparation Expenses	-	372,000.00	439,000.00	439,000.00	-	67,000.00
22021025	Other Miscellaneous Expenses	153,158,200.00	246,962,160.00	248,330,800.00	178,534,000.00	-	1,368,640.00
22021027	Daily Rated Allowance	3,179,500.00	-	-	-	-	-
<b>OTHER RECURRENT COSTS Total</b>		<b>352,323,398.73</b>	<b>671,050,631.38</b>	<b>756,535,800.00</b>	<b>544,813,000.00</b>	<b>-</b>	<b>85,485,168.62</b>
<b>031805100100 - High Court of Justice Total</b>		<b>768,705,907.83</b>	<b>1,071,782,767.86</b>	<b>1,502,233,910.00</b>	<b>1,228,023,710.00</b>	<b>-</b>	<b>430,451,142.14</b>
<b>031805200100 - Customary Court of Appeal</b>							
<b>PERSONNEL COST</b>							
21010101	Basic-Salary	12,677,504.59	12,288,978.77	13,588,000.00	13,588,000.00	-	1,299,021.23
21010103	Consolidated Revenue Fund Charge - Salaries	133,559.00	-	-	-	-	-
21020102	Housing/Rent Allowance	9,331,820.12	12,263,037.56	12,418,700.00	4,481,000.00	-	155,662.44
21020103	Transport Allowance	4,889,582.71	4,874,018.07	4,934,500.00	1,850,000.00	-	60,481.93
21020104	Meal Subsidy	3,003,831.39	3,655,513.10	3,690,800.00	1,894,000.00	-	35,286.90
21020105	Utility Allowance	4,996,764.47	4,905,214.82	4,905,800.00	4,880,000.00	-	585.18
21020106	Entertainment Allowance	929,318.38	760,341.24	995,000.00	995,000.00	-	234,658.76
21020107	Leave Allowance	996,709.14	845,844.00	2,504,000.00	2,504,000.00	-	1,658,156.00
21020108	Domestic Staff Allowance	10,086,879.29	9,216,777.18	9,509,000.00	9,509,000.00	-	292,222.82
21020109	Shift Allowance	816,813.36	-	1,291,000.00	1,291,000.00	-	1,291,000.00
21020111	Clinical Allowance	1,752,046.34	-	2,608,000.00	2,608,000.00	-	2,608,000.00
21020112	Harzard Allowance	2,789,184.19	3,655,513.10	3,728,700.00	-	-	73,186.90
21020116	Robbing Allowanace	-	-	9,975,000.00	9,975,000.00	-	9,975,000.00
21020117	Outfit Allowance	1,731,723.32	2,988,762.80	3,027,300.00	1,063,000.00	-	38,537.20
21020120	Journal Allowance	880,833.69	1,109,314.76	1,123,100.00	424,000.00	-	13,785.24
21020122	Hardship Allowance	974,382.96	1,093,716.38	1,095,100.00	1,029,000.00	-	1,383.62
21020124	Medical Students Allowance	1,798,856.49	-	1,329,000.00	1,329,000.00	-	1,329,000.00
21020126	Torchlight Allowance	607,782.48	-	3,829,000.00	3,829,000.00	-	3,829,000.00
21020128	Personal Assistance Allowance	739,536.02	3,645,721.52	3,697,300.00	1,070,000.00	-	51,578.48
21020130	Special Allowance	-	3,655,513.10	3,728,700.00	-	-	73,186.90
21020135	Furniture Allowance	3,985,796.63	4,447,051.63	4,451,900.00	4,206,000.00	-	4,848.37
21020136	Overtime Payments	-	-	229,000.00	229,000.00	-	229,000.00
21020137	Driver's Allowance	77,991.88	77,991.88	79,600.00	-	-	1,608.12
21020138	Admin Allowance	155,983.74	25,997.29	38,000.00	38,000.00	-	12,002.71
21020143	Motor Vehicle/ Maintenance Allowance	878,932.07	-	1,305,000.00	1,305,000.00	-	1,305,000.00
21020145	Other Allowances and Benefits	8,032,837.67	3,933,092.00	13,525,000.00	13,525,000.00	-	9,591,908.00
<b>PERSONNEL COST Total</b>		<b>72,268,669.93</b>	<b>73,442,399.20</b>	<b>107,606,500.00</b>	<b>81,622,000.00</b>	<b>-</b>	<b>34,164,100.80</b>
<b>OTHER RECURRENT COSTS</b>							
22020101	Local Travel & Transport: Training	2,804,500.00	3,190,000.00	3,893,000.00	3,893,000.00	-	703,000.00
22020102	Local Travel & Transport: Others	1,927,000.00	2,232,000.00	2,239,800.00	1,843,000.00	-	7,800.00
22020103	International Travel & Transport: Training	470,000.00	1,210,000.00	4,607,000.00	4,607,000.00	-	3,397,000.00

Report of the Auditor General on the Accounts of Adamawa State Government for the year ended 31st December 2023

SCHEDULE OF RECURRENT EXPENDITURE CONTD.

Economic Code	Economic Description	Actual	Actual	Final Budget	Original Budget	Supplementary	Variance
		2022	2023	2023	2023	Budget	2023
		₦	₦	₦	₦	₦	₦
22020104	International Travel & Transport: Others	550,000.00	-	-	-	-	-
22020105	Hotel Accommodation - Local	-	1,800,000.00	2,212,000.00	2,212,000.00	-	412,000.00
22020109	Per-Diem/Estacodes	-	25,000.00	2,304,000.00	2,304,000.00	-	2,279,000.00
22020201	Electricity Charges	-	-	185,000.00	185,000.00	-	185,000.00
22020202	Telephone Charges	-	-	553,000.00	553,000.00	-	553,000.00
22020203	Internet Access Charges	-	86,000.00	1,659,000.00	1,659,000.00	-	1,573,000.00
22020204	Satellite Broadcasting Access Charges	204,000.00	240,700.00	461,000.00	461,000.00	-	220,300.00
22020205	Water Rates	-	-	58,000.00	58,000.00	-	58,000.00
22020209	Other Utility Charges	22,500.00	30,000.00	226,000.00	226,000.00	-	196,000.00
22020301	Office Stationeries/Computer Consumables	2,020,000.00	2,670,500.00	2,677,900.00	2,304,000.00	-	7,400.00
22020302	Books	545,000.00	100,000.00	1,401,000.00	1,401,000.00	-	1,301,000.00
22020304	Magazines & Periodicals	185,000.00	300,000.00	2,359,000.00	2,359,000.00	-	2,059,000.00
22020305	Printing of Non Security Documents	310,000.00	221,000.00	691,000.00	691,000.00	-	470,000.00
22020307	Drugs/Laboratory/Medical Supplies	-	-	2,949,000.00	2,949,000.00	-	2,949,000.00
22020309	UniForms & Other Clothing	-	110,000.00	2,359,000.00	2,359,000.00	-	2,249,000.00
22020312	Other Materials and Supplies	2,823,000.00	2,864,400.00	5,068,000.00	5,068,000.00	-	2,203,600.00
22020401	Maintenance of Motor Vehicle/Transport Equipment	8,432,000.00	2,775,000.00	2,777,100.00	2,670,000.00	-	2,100.00
22020402	Maintenance of Office Furniture	1,825,500.00	1,787,400.00	2,901,000.00	2,901,000.00	-	1,113,600.00
22020403	Maintenance of Office Building/Residential Qtrs	1,789,000.00	2,813,000.00	3,058,000.00	3,058,000.00	-	245,000.00
22020404	Maintenance of Office/IT Equipments	1,106,000.00	1,349,600.00	1,383,000.00	1,383,000.00	-	33,400.00
22020405	Maintenance of Plants/Generators	475,000.00	331,000.00	1,336,000.00	1,336,000.00	-	1,005,000.00
22020406	Other Maintenance Services	1,540,200.00	2,314,000.00	2,386,000.00	2,386,000.00	-	72,000.00
22020501	Local Training	2,360,000.00	1,077,000.00	5,068,000.00	5,068,000.00	-	3,991,000.00
22020601	Security Services	460,000.00	705,000.00	1,751,000.00	1,751,000.00	-	1,046,000.00
22020605	Cleaning & Fumigation Services	-	-	2,212,000.00	2,212,000.00	-	2,212,000.00
22020701	Financial Consulting	-	33,500.00	2,304,000.00	2,304,000.00	-	2,270,500.00
22020702	InFormation Technology Consulting	-	-	1,106,000.00	1,106,000.00	-	1,106,000.00
22020703	Legal Services	-	-	461,000.00	461,000.00	-	461,000.00
22020704	Engineering Services	-	-	461,000.00	461,000.00	-	461,000.00
22020801	Motor Vehicle Fuel Cost	280,000.00	2,039,000.00	2,901,000.00	2,901,000.00	-	862,000.00
22020802	Other Transport Equipment Fuel Cost	160,000.00	895,000.00	1,843,000.00	1,843,000.00	-	948,000.00
22020803	Plant/Generator Fuel Cost	1,827,800.00	2,443,000.00	2,580,000.00	2,580,000.00	-	137,000.00
22020806	Cooking Gas/Fuel Cost	-	-	461,000.00	461,000.00	-	461,000.00
22020901	Bank Charges (Other Than Interest)	59,631.03	190,174.38	512,000.00	512,000.00	-	321,825.62
22021001	Refreshment & Meals	1,745,000.00	1,094,100.00	2,672,000.00	2,672,000.00	-	1,577,900.00
22021002	Honorarium & Sitting Allowance	1,732,500.00	955,500.00	3,594,000.00	3,594,000.00	-	2,638,500.00
22021003	Publicity & Advertisements	-	133,000.00	323,000.00	323,000.00	-	190,000.00
22021006	Postages & Courier Services	115,000.00	202,000.00	332,000.00	332,000.00	-	130,000.00
22021007	Welfare Packages	1,190,000.00	1,225,000.00	2,441,000.00	2,441,000.00	-	1,216,000.00
22021008	Subscription to Professional Bodies	-	-	1,539,000.00	1,539,000.00	-	1,539,000.00
22021019	Medical Expenses-International	6,110,000.00	2,148,000.00	4,197,000.00	4,197,000.00	-	2,049,000.00
22021023	Development Plan Preparation Expenses	126,500.00	305,000.00	1,383,000.00	1,383,000.00	-	1,078,000.00
22021025	Other Miscellaneous Expenses	14,375,000.00	16,527,300.00	31,618,000.00	31,618,000.00	-	15,090,700.00
<b>OTHER RECURRENT COSTS Total</b>		<b>57,570,131.03</b>	<b>56,422,174.38</b>	<b>119,502,800.00</b>	<b>118,625,000.00</b>	-	<b>63,080,625.62</b>
<b>031805200100 - Customary Court of Appeal Total</b>		<b>129,838,800.96</b>	<b>129,864,573.58</b>	<b>227,109,300.00</b>	<b>200,247,000.00</b>	-	<b>97,244,726.42</b>

Report of the Auditor General on the Accounts of Adamawa State Government for the year ended 31st December 2023

SCHEDULE OF RECURRENT EXPENDITURE CONTD.

Economic Code	Economic Description	Actual 2022 ₦	Actual 2023 ₦	Final Budget 2023 ₦	Original Budget 2023 ₦	Supplementary Budget 2023 ₦	Variance 2023 ₦
<b>031805300100 - Sharia Court of Appeal</b>							
<b>PERSONNEL COST</b>							
21010101	Basic-Salary	20,465,398.26	22,158,958.56	35,838,720.00	35,838,720.00	-	13,679,761.44
21010103	Consolidated Revenue Fund Charge - Salaries	189,045.00	-	-	-	-	-
21020102	Housing/Rent Allowance	12,672,607.71	21,291,249.13	21,490,780.00	11,315,880.00	-	199,530.87
21020103	Transport Allowance	6,020,715.98	8,364,431.14	8,431,030.00	5,035,230.00	-	66,598.86
21020104	Meal Subsidy	3,796,696.54	6,273,323.05	6,301,500.00	4,865,400.00	-	28,176.95
21020105	Utility Allowance	7,882,497.80	8,621,607.31	12,510,810.00	12,510,810.00	-	3,889,202.69
21020106	Entertainment Allowance	1,245,400.38	1,236,145.08	2,216,970.00	2,216,970.00	-	980,824.92
21020107	Leave Allowance	1,815,810.90	1,548,465.00	6,522,390.00	6,522,390.00	-	4,973,925.00
21020108	Domestic Staff Allowance	14,271,273.79	15,785,615.98	22,334,940.00	22,334,940.00	-	6,549,324.02
21020109	Shift Allowance	783,188.29	-	1,869,660.00	1,869,660.00	-	1,869,660.00
21020111	Clinical Allowance	3,919,363.74	-	6,571,350.00	6,571,350.00	-	6,571,350.00
21020112	Harzard Allowance	4,265,690.20	6,261,244.51	6,386,500.00	-	-	125,255.49
21020117	Outfit Allowance	3,210,080.28	6,222,168.90	6,282,140.00	3,225,240.00	-	59,971.10
21020120	Journal Allowance	926,746.14	1,200,927.68	1,210,370.00	732,870.00	-	9,442.32
21020122	Hardship Allowance	1,420,814.59	886,361.42	1,488,690.00	1,488,690.00	-	602,328.58
21020125	Student Nurses Allowance	-	-	1,468,800.00	1,468,800.00	-	1,468,800.00
21020126	Torchlight Allowance	409,185.43	333,437.14	335,070.00	335,070.00	-	1,632.86
21020128	Personal Assistance Allowance	1,427,464.27	2,974,668.68	3,122,730.00	3,122,730.00	-	148,061.32
21020130	Special Allowance	-	6,273,323.05	6,398,800.00	-	-	125,476.95
21020135	Furniture Allowance	4,649,560.10	7,461,569.94	7,532,310.00	3,927,510.00	-	70,740.06
21020137	Driver's Allowance	155,983.76	935,902.56	954,700.00	-	-	18,797.44
21020138	Admin Allowance	207,978.32	311,967.48	314,490.00	188,190.00	-	2,522.52
21020139	Wardrobe Allowance	438,476.18	-	-	-	-	-
21020143	Motor Vehicle/ Maintenance Allowance	1,476,705.68	-	5,619,690.00	5,619,690.00	-	5,619,690.00
21020145	Other Allowances and Benefits	19,409,729.62	6,518,573.06	32,670,090.00	32,670,090.00	-	26,151,516.94
<b>PERSONNEL COST Total</b>		<b>111,060,412.96</b>	<b>124,659,939.67</b>	<b>197,872,530.00</b>	<b>161,860,230.00</b>	<b>-</b>	<b>73,212,590.33</b>
<b>OTHER RECURRENT COSTS</b>							
22020101	Local Travel & Transport: Training	3,325,000.00	4,792,400.00	5,265,600.00	5,265,600.00	-	473,200.00
22020102	Local Travel & Transport: Others	3,715,410.00	3,929,000.00	5,265,600.00	5,265,600.00	-	1,336,600.00
22020103	International Travel & Transport: Training	3,080,000.00	-	5,265,600.00	5,265,600.00	-	5,265,600.00
22020104	International Travel & Transport: Others	2,543,750.00	-	4,212,000.00	4,212,000.00	-	4,212,000.00
22020105	Hotel Accommodation - Local	1,124,800.00	-	1,053,600.00	1,053,600.00	-	1,053,600.00
22020109	Per-Diem/Estacodes	3,083,095.00	-	1,053,600.00	1,053,600.00	-	1,053,600.00
22020201	Electricity Charges	-	-	1,053,600.00	1,053,600.00	-	1,053,600.00
22020203	Internet Access Charges	350,000.00	-	316,800.00	316,800.00	-	316,800.00
22020209	Other Utility Charges	412,500.00	-	1,053,600.00	1,053,600.00	-	1,053,600.00
22020301	Office Stationeries/Computer Consumables	925,000.00	1,917,921.42	2,106,000.00	2,106,000.00	-	188,078.58
22020302	Books	2,289,000.00	2,065,000.00	2,106,000.00	2,106,000.00	-	41,000.00
22020305	Printing of Non Security Documents	363,000.00	932,500.00	948,000.00	948,000.00	-	15,500.00
22020306	Printing of Security Documents	373,350.00	1,567,400.00	1,580,400.00	1,580,400.00	-	13,000.00
22020311	Food Stuff/Catering Materials Supplies	459,640.00	600,000.00	1,053,600.00	1,053,600.00	-	453,600.00
22020312	Other Materials and Supplies	2,014,500.00	270,000.00	1,053,600.00	1,053,600.00	-	783,600.00

Report of the Auditor General on the Accounts of Adamawa State Government for the year ended 31st December 2023

SCHEDULE OF RECURRENT EXPENDITURE CONTD.

Economic Code	Economic Description	Actual	Actual	Final Budget	Original Budget	Supplementary	Variance
		2022	2023	2023	2023	Budget	2023
		₦	₦	₦	₦	₦	₦
22020401	Maintenance of Motor Vehicle/Transport Equipment	2,442,100.00	1,870,400.00	2,106,000.00	2,106,000.00	-	235,600.00
22020402	Maintenance of Office Furniture	1,543,800.00	1,860,000.00	2,106,000.00	2,106,000.00	-	246,000.00
22020403	Maintenance of Office Building/Residential Qtrs	606,600.00	1,723,800.00	2,106,000.00	2,106,000.00	-	382,200.00
22020404	Maintenance of Office/IT Equipments	504,000.00	1,503,600.00	1,580,400.00	1,580,400.00	-	76,800.00
22020405	Maintenance of Plants/Generators	502,000.00	797,900.00	2,106,000.00	2,106,000.00	-	1,308,100.00
22020406	Other Maintenance Services	400,000.00	1,313,800.00	1,474,800.00	1,474,800.00	-	161,000.00
22020501	Local Training	1,774,000.00	1,174,000.00	1,474,800.00	1,474,800.00	-	300,800.00
22020502	International Training	5,000,000.00	-	5,265,600.00	5,265,600.00	-	5,265,600.00
22020605	Cleaning & Fumigation Services	3,000.00	-	790,800.00	790,800.00	-	790,800.00
22020701	Financial Consulting	-	-	2,106,000.00	2,106,000.00	-	2,106,000.00
22020702	Information Technology Consulting	-	-	1,053,600.00	1,053,600.00	-	1,053,600.00
22020801	Motor Vehicle Fuel Cost	235,000.00	475,000.00	526,800.00	526,800.00	-	51,800.00
22020803	Plant/Generator Fuel Cost	279,000.00	1,316,300.00	1,321,600.00	1,053,600.00	-	5,300.00
22020901	Bank Charges (Other Than Interest)	163,034.37	147,977.89	1,737,600.00	1,737,600.00	-	1,589,622.11
22021001	Refreshment & Meals	10,936,212.30	11,207,900.00	11,372,400.00	11,372,400.00	-	164,500.00
22021002	Honorarium & Sitting Allowance	-	-	2,106,000.00	2,106,000.00	-	2,106,000.00
22021003	Publicity & Advertisements	196,905.00	-	842,400.00	842,400.00	-	842,400.00
22021004	Medical Expenses-Local	1,127,000.00	100,000.00	1,053,600.00	1,053,600.00	-	953,600.00
22021006	Postages & Courier Services	28,000.00	-	585,600.00	585,600.00	-	585,600.00
22021007	Welfare Packages	4,174,000.00	4,034,600.00	4,581,600.00	4,581,600.00	-	547,000.00
22021023	Development Plan Preparation Expenses	445,200.00	-	2,106,000.00	2,106,000.00	-	2,106,000.00
22021025	Other Miscellaneous Expenses	9,540,250.00	12,360,100.00	26,080,800.00	26,080,800.00	-	13,720,700.00
<b>OTHER RECURRENT COSTS Total</b>		<b>63,959,146.67</b>	<b>55,959,599.31</b>	<b>107,872,000.00</b>	<b>107,604,000.00</b>	<b>-</b>	<b>51,912,400.69</b>
<b>031805300100 - Sharia Court of Appeal Total</b>		<b>175,019,559.63</b>	<b>180,619,538.98</b>	<b>305,744,530.00</b>	<b>269,464,230.00</b>	<b>-</b>	<b>125,124,991.02</b>
<b>031805500100 - Area Courts</b>							
<b>PERSONNEL COST</b>							
21010101	Basic-Salary	330,232,462.86	339,607,020.56	433,814,000.00	433,814,000.00	-	94,206,979.44
21020102	Housing/Rent Allowance	231,841,943.42	321,626,996.66	324,984,100.00	153,772,000.00	-	3,357,103.34
21020103	Transport Allowance	89,905,243.33	135,151,613.89	136,430,400.00	71,217,000.00	-	1,278,786.11
21020104	Meal Subsidy	82,172,643.38	101,363,696.52	102,102,100.00	64,445,000.00	-	738,403.48
21020105	Utility Allowance	124,062,404.68	128,534,708.45	152,808,000.00	152,808,000.00	-	24,273,291.55
21020106	Entertainment Allowance	16,613,108.14	17,163,054.15	24,448,000.00	24,448,000.00	-	7,284,945.85
21020107	Leave Allowance	22,602,504.03	23,592,825.00	72,290,000.00	72,290,000.00	-	48,697,175.00
21020108	Domestic Staff Allowance	220,758,447.53	229,031,231.44	270,642,000.00	270,642,000.00	-	41,610,768.56
21020109	Shift Allowance	10,386,824.71	155,680.68	26,987,000.00	26,987,000.00	-	26,831,319.32
21020111	Clinical Allowance	63,490,831.36	-	241,777,000.00	241,777,000.00	-	241,777,000.00
21020112	Harzard Allowance	77,068,341.23	94,663,007.48	96,556,300.00	-	-	1,893,292.52
21020117	Outfit Allowance	89,228,935.28	121,902,776.71	123,255,900.00	54,247,000.00	-	1,353,123.29
21020118	Siwes Allowance	70,565.20	-	143,000.00	143,000.00	-	143,000.00
21020120	Journal Allowance	12,746,570.18	17,767,332.17	17,919,700.00	10,151,000.00	-	152,367.83
21020122	Hardship Allowance	3,246,139.77	3,947,587.90	8,076,000.00	8,076,000.00	-	4,128,412.10
21020125	Student Nurses Allowance	-	-	17,731,000.00	17,731,000.00	-	17,731,000.00
21020126	Torchlight Allowance	8,323,626.50	9,751,215.68	9,851,900.00	4,718,000.00	-	100,684.32
21020127	UniForm Allowance	-	-	1,344,000.00	1,344,000.00	-	1,344,000.00

Report of the Auditor General on the Accounts of Adamawa State Government for the year ended 31st December 2023

SCHEDULE OF RECURRENT EXPENDITURE CONTD.

Economic Code	Economic Description	Actual	Actual	Final Budget	Original Budget	Supplementary Budget	Variance
		2022	2023	2023	2023	2023	2023
		₦	₦	₦	₦	₦	₦
21020128	Personal Assistance Allowance	29,823,424.57	33,214,453.51	83,243,000.00	83,243,000.00	-	50,028,546.49
21020130	Special Allowance	-	101,363,696.52	103,391,000.00	-	-	2,027,303.48
21020135	Furniture Allowance	115,260,328.95	118,870,846.02	139,392,000.00	139,392,000.00	-	20,521,153.98
21020143	Motor Vehicle/ Maintenance Allowance	32,700,953.68	-	70,657,000.00	70,657,000.00	-	70,657,000.00
21020145	Other Allowances and Benefits	217,722,954.60	105,347,300.40	389,964,000.00	389,964,000.00	-	284,616,699.60
<b>PERSONNEL COST Total</b>		<b>1,778,258,253.40</b>	<b>1,903,055,043.74</b>	<b>2,847,807,400.00</b>	<b>2,291,866,000.00</b>	<b>-</b>	<b>944,752,356.26</b>
<b>OTHER RECURRENT COSTS</b>							
22020101	Local Travel & Transport: Training	-	838,000.00	7,020,000.00	7,020,000.00	-	6,182,000.00
22020102	Local Travel & Transport: Others	1,376,000.00	-	4,388,000.00	4,388,000.00	-	4,388,000.00
22020104	International Travel & Transport: Others	-	-	439,000.00	439,000.00	-	439,000.00
22020105	Hotel Accommodation - Local	-	-	878,000.00	878,000.00	-	878,000.00
22020201	Electricity Charges	-	-	702,000.00	702,000.00	-	702,000.00
22020204	Satellite Broadcasting Access Charges	-	-	27,000.00	27,000.00	-	27,000.00
22020209	Other Utility Charges	3,000,000.00	-	62,000.00	62,000.00	-	62,000.00
22020301	Office Stationeries/Computer Consumables	40,000.00	1,174,827.40	4,388,000.00	4,388,000.00	-	3,213,172.60
22020302	Books	90,000.00	224,000.00	225,400.00	158,000.00	-	1,400.00
22020305	Printing of Non Security Documents	-	-	132,000.00	132,000.00	-	132,000.00
22020306	Printing of Security Documents	-	-	44,000.00	44,000.00	-	44,000.00
22020312	Other Materials and Supplies	4,939,000.00	5,764,000.00	10,530,000.00	10,530,000.00	-	4,766,000.00
22020401	Maintenance of Motor Vehicle/Transport Equipment	317,500.00	1,552,000.00	3,949,000.00	3,949,000.00	-	2,397,000.00
22020402	Maintenance of Office Furniture	10,576,000.00	2,752,500.00	17,550,000.00	17,550,000.00	-	14,797,500.00
22020403	Maintenance of Office Building/Residential Qtrs	1,385,000.00	52,800.00	50,395,000.00	50,395,000.00	-	50,342,200.00
22020404	Maintenance of Office/IT Equipments	-	1,119,000.00	13,338,000.00	13,338,000.00	-	12,219,000.00
22020405	Maintenance of Plants/Generators	480,000.00	1,081,000.00	7,898,000.00	7,898,000.00	-	6,817,000.00
22020406	Other Maintenance Services	412,500.00	243,366.39	5,704,000.00	5,704,000.00	-	5,460,633.61
22020501	Local Training	-	-	4,651,000.00	4,651,000.00	-	4,651,000.00
22020601	Security Services	-	-	62,000.00	62,000.00	-	62,000.00
22020602	Office Rent	-	-	1,317,000.00	1,317,000.00	-	1,317,000.00
22020801	Motor Vehicle Fuel Cost	-	505,434.60	3,949,000.00	3,949,000.00	-	3,443,565.40
22020803	Plant/Generator Fuel Cost	910,327.48	1,393,000.00	5,002,000.00	5,002,000.00	-	3,609,000.00
22020901	Bank Charges (Other Than Interest)	623,990.98	18,211.22	430,000.00	430,000.00	-	411,788.78
22021001	Refreshment & Meals	-	-	88,000.00	88,000.00	-	88,000.00
22021002	Honorarium & Sitting Allowance	-	-	1,053,000.00	1,053,000.00	-	1,053,000.00
22021004	Medical Expenses-Local	-	-	17,989,000.00	17,989,000.00	-	17,989,000.00
22021006	Postages & Courier Services	-	-	395,000.00	395,000.00	-	395,000.00
22021007	Welfare Packages	-	-	439,000.00	439,000.00	-	439,000.00
22021008	Subscription to Professional Bodies	-	-	404,000.00	404,000.00	-	404,000.00
22021023	Development Plan Preparation Expenses	-	-	1,755,000.00	1,755,000.00	-	1,755,000.00
22021025	Other Miscellaneous Expenses	334,000.00	1,380,000.00	10,530,000.00	10,530,000.00	-	9,150,000.00
<b>OTHER RECURRENT COSTS Total</b>		<b>24,484,318.46</b>	<b>18,098,139.61</b>	<b>175,733,400.00</b>	<b>175,666,000.00</b>	<b>-</b>	<b>157,635,260.39</b>
<b>031805500100 - Area Courts Total</b>		<b>1,802,742,571.86</b>	<b>1,921,153,183.35</b>	<b>3,023,540,800.00</b>	<b>2,467,532,000.00</b>	<b>-</b>	<b>1,102,387,616.65</b>
<b>032600100100 - Ministry of Justice</b>							
<b>PERSONNEL COST</b>							

Report of the Auditor General on the Accounts of Adamawa State Government for the year ended 31st December 2023

SCHEDULE OF RECURRENT EXPENDITURE CONTD.

Economic Code	Economic Description	Actual	Actual	Final Budget	Original Budget	Supplementary Budget	Variance
		2022	2023	2023	2023	2023	2023
		₦	₦	₦	₦	₦	₦
21010101	Basic-Salary	31,286,355.20	30,323,234.10	34,028,000.00	34,028,000.00	-	3,704,765.90
21010103	Consolidated Revenue Fund Charge - Salaries	10,654,358.06	10,670,525.52	10,730,300.00	7,685,000.00	-	59,774.48
21020102	Housing/Rent Allowance	23,295,449.26	29,986,945.83	30,361,600.00	11,255,000.00	-	374,654.17
21020103	Transport Allowance	11,236,458.43	11,493,908.26	11,636,400.00	4,374,000.00	-	142,491.74
21020104	Meal Subsidy	6,645,042.69	8,620,428.03	8,698,900.00	4,697,000.00	-	78,471.97
21020105	Utility Allowance	12,278,386.44	11,893,769.11	12,563,000.00	12,563,000.00	-	669,230.89
21020106	Entertainment Allowance	5,763,770.75	5,585,350.70	6,458,000.00	6,458,000.00	-	872,649.30
21020107	Leave Allowance	2,276,255.01	410,460.00	7,731,000.00	7,731,000.00	-	7,320,540.00
21020108	Domestic Staff Allowance	25,273,628.41	22,308,658.86	25,274,000.00	25,274,000.00	-	2,965,341.14
21020109	Shift Allowance	6,186,909.78	-	8,991,000.00	8,991,000.00	-	8,991,000.00
21020110	Call Duty Allowance	-	-	1,075,000.00	1,075,000.00	-	1,075,000.00
21020111	Clinical Allowance	5,852,235.88	-	6,437,000.00	6,437,000.00	-	6,437,000.00
21020112	Harzard Allowance	5,920,594.92	8,620,428.03	11,860,000.00	11,860,000.00	-	3,239,571.97
21020117	Outfit Allowance	1,391,015.64	1,808,878.53	1,830,100.00	750,000.00	-	21,221.47
21020120	Journal Allowance	5,582,662.51	7,369,408.03	7,462,900.00	2,695,000.00	-	93,491.97
21020122	Hardship Allowance	8,171,254.32	7,369,408.03	7,373,600.00	7,163,000.00	-	4,191.97
21020123	Responsibility Allowance	45,457.00	-	23,000.00	23,000.00	-	23,000.00
21020124	Medical Students Allowance	-	-	940,000.00	940,000.00	-	940,000.00
21020125	Student Nurses Allowance	-	-	1,434,000.00	1,434,000.00	-	1,434,000.00
21020126	Torchlight Allowance	124,951.04	145,239.48	147,000.00	61,000.00	-	1,760.52
21020128	Personal Assistance Allowance	594,743.77	24,938,258.90	25,421,800.00	765,000.00	-	483,541.10
21020129	Newspapers Allowance	451,183.32	-	490,000.00	490,000.00	-	490,000.00
21020130	Special Allowance	-	8,993,989.80	9,162,000.00	597,000.00	-	168,010.20
21020135	Furniture Allowance	11,556,503.44	11,285,403.90	11,287,800.00	11,166,000.00	-	2,396.10
21020137	Driver's Allowance	75,197.50	-	-	-	-	-
21020143	Motor Vehicle/ Maintenance Allowance	4,012,220.65	1,120,681.15	3,219,000.00	3,219,000.00	-	2,098,318.85
21020145	Other Allowances and Benefits	35,308,041.71	9,939,780.00	40,668,000.00	40,668,000.00	-	30,728,220.00
<b>PERSONNEL COST Total</b>		<b>213,982,675.73</b>	<b>212,884,756.26</b>	<b>285,303,400.00</b>	<b>212,399,000.00</b>	<b>-</b>	<b>72,418,643.74</b>
<b>OTHER RECURRENT COSTS</b>							
22020101	Local Travel & Transport: Training	19,661,773.00	17,221,000.00	17,302,200.00	13,163,000.00	-	81,200.00
22020102	Local Travel & Transport: Others	12,692,500.00	10,116,400.00	13,163,000.00	13,163,000.00	-	3,046,600.00
22020103	International Travel & Transport: Training	1,389,200.00	-	1,020,000.00	1,020,000.00	-	1,020,000.00
22020104	International Travel & Transport: Others	-	-	633,000.00	633,000.00	-	633,000.00
22020203	Internet Access Charges	1,600,000.00	-	439,000.00	439,000.00	-	439,000.00
22020205	Water Rates	-	-	176,000.00	176,000.00	-	176,000.00
22020301	Office Stationeries/Computer Consumables	771,500.00	1,653,100.00	1,659,900.00	1,317,000.00	-	6,800.00
22020302	Books	277,000.00	514,000.00	1,317,000.00	1,317,000.00	-	803,000.00
22020305	Printing of Non Security Documents	-	-	439,000.00	439,000.00	-	439,000.00
22020306	Printing of Security Documents	-	-	439,000.00	439,000.00	-	439,000.00
22020312	Other Materials and Supplies	-	1,273,000.00	1,317,000.00	1,317,000.00	-	44,000.00
22020401	Maintenance of Motor Vehicle/Transport Equipment	738,200.00	1,425,700.00	1,427,900.00	1,317,000.00	-	2,200.00
22020402	Maintenance of Office Furniture	188,800.00	54,500.00	1,317,000.00	1,317,000.00	-	1,262,500.00
22020403	Maintenance of Office Building/Residential Qtrs	124,000.00	6,783,700.00	9,317,000.00	9,317,000.00	-	2,533,300.00
22020404	Maintenance of Office/IT Equipments	1,959,000.00	2,115,400.00	2,131,400.00	1,317,000.00	-	16,000.00
22020405	Maintenance of Plants/Generators	782,300.00	3,166,500.00	3,194,800.00	1,755,000.00	-	28,300.00

Report of the Auditor General on the Accounts of Adamawa State Government for the year ended 31st December 2023

SCHEDULE OF RECURRENT EXPENDITURE CONTD.

Economic Code	Economic Description	Actual	Actual	Final Budget	Original Budget	Supplementary	Variance
		2022	2023	2023	2023	Budget	2023
		₦	₦	₦	₦	₦	₦
22020406	Other Maintenance Services	596,800.00	903,550.00	904,100.00	878,000.00	-	550.00
22020501	Local Training	7,941,400.00	14,458,161.25	14,614,700.00	6,633,000.00	-	156,538.75
22020502	International Training	-	-	633,000.00	633,000.00	-	633,000.00
22020503	Other Trainings	-	-	1,317,000.00	1,317,000.00	-	1,317,000.00
22020601	Security Services	343,800.00	-	878,000.00	878,000.00	-	878,000.00
22020605	Cleaning & Fumigation Services	452,000.00	1,050,400.00	1,053,000.00	1,053,000.00	-	2,600.00
22020701	Financial Consulting	350,000.00	250,000.00	878,000.00	878,000.00	-	628,000.00
22020702	Information Technology Consulting	-	658,800.00	878,000.00	878,000.00	-	219,200.00
22020703	Legal Services	125,348,338.00	188,478,808.54	190,815,900.00	71,625,000.00	-	2,337,091.46
22020709	Other Consulting Services	70,653,800.00	128,696,440.00	129,719,400.00	77,550,000.00	-	1,022,960.00
22020801	Motor Vehicle Fuel Cost	312,200.00	678,100.00	878,000.00	878,000.00	-	199,900.00
22020802	Other Transport Equipment Fuel Cost	105,200.00	-	702,000.00	702,000.00	-	702,000.00
22020803	Plant/Generator Fuel Cost	1,602,300.00	179,500.00	2,633,000.00	2,633,000.00	-	2,453,500.00
22020901	Bank Charges (Other Than Interest)	340,832.85	509,432.95	615,000.00	615,000.00	-	105,567.05
22021001	Refreshment & Meals	1,172,000.00	1,956,250.00	1,969,100.00	1,317,000.00	-	12,850.00
22021002	Honorarium & Sitting Allowance	1,950,000.00	3,600,000.00	5,686,000.00	5,686,000.00	-	2,086,000.00
22021003	Publicity & Advertisements	40,000.00	-	878,000.00	878,000.00	-	878,000.00
22021006	Postages & Courier Services	10,000.00	-	615,000.00	615,000.00	-	615,000.00
22021007	Welfare Packages	5,993,000.00	7,550,500.00	8,775,000.00	8,775,000.00	-	1,224,500.00
22021008	Subscription to Professional Bodies	16,000.00	-	3,949,000.00	3,949,000.00	-	3,949,000.00
22021020	Foreign Scholarship Scheme	-	-	388,000.00	388,000.00	-	388,000.00
22021023	Development Plan Preparation Expenses	7,700.00	1,250,000.00	2,194,000.00	2,194,000.00	-	944,000.00
22021025	Other Miscellaneous Expenses	32,266,470.41	33,790,641.04	33,940,000.00	26,325,000.00	-	149,358.96
<b>OTHER RECURRENT COSTS Total</b>		<b>289,686,114.26</b>	<b>428,333,883.78</b>	<b>460,206,400.00</b>	<b>265,724,000.00</b>	<b>-</b>	<b>31,872,516.22</b>
<b>032600100100 - Ministry of Justice Total</b>		<b>503,668,789.99</b>	<b>641,218,640.04</b>	<b>745,509,800.00</b>	<b>478,123,000.00</b>	<b>-</b>	<b>104,291,159.96</b>
<b>03 - Law and Justice Sector Total</b>		<b>3,462,402,652.20</b>	<b>4,034,308,509.66</b>	<b>5,987,996,040.00</b>	<b>4,813,940,940.00</b>	<b>-</b>	<b>1,953,687,530.34</b>
<b>04 - Regional Sector</b>							
<b>046900100100 - Min of Reconstruction, Rehabilitation, Reintegration Humanitarian Services</b>							
<b>PERSONNEL COST</b>							
21010103	Consolidated Revenue Fund Charge - Salaries	-	2,423,720.31	2,472,200.00	-	-	48,479.69
<b>PERSONNEL COST Total</b>		<b>-</b>	<b>2,423,720.31</b>	<b>2,472,200.00</b>	<b>-</b>	<b>-</b>	<b>48,479.69</b>
<b>OTHER RECURRENT COSTS</b>							
22020101	Local Travel & Transport: Training	234,000.00	601,600.00	602,800.00	542,000.00	-	1,200.00
22020102	Local Travel & Transport: Others	805,000.00	1,473,000.00	1,480,400.00	1,105,000.00	-	7,400.00
22020103	International Travel & Transport: Training	-	9,825,400.00	10,004,400.00	878,000.00	-	179,000.00
22020104	International Travel & Transport: Others	-	1,700,000.00	1,716,500.00	878,000.00	-	16,500.00
22020105	Hotel Accommodation - Local	-	2,114,000.00	2,134,100.00	1,111,000.00	-	20,100.00
22020203	Internet Access Charges	166,000.00	-	878,000.00	878,000.00	-	878,000.00
22020205	Water Rates	94,000.00	115,000.00	132,000.00	132,000.00	-	17,000.00
22020209	Other Utility Charges	24,000.00	87,500.00	176,000.00	176,000.00	-	88,500.00
22020301	Office Stationeries/Computer Consumables	342,000.00	219,000.00	439,000.00	439,000.00	-	220,000.00
22020304	Magazines & Periodicals	-	-	49,000.00	49,000.00	-	49,000.00



Report of the Auditor General on the Accounts of Adamawa State Government for the year ended 31st December 2023

SCHEDULE OF RECURRENT EXPENDITURE CONTD.

Economic Code	Economic Description	Actual	Actual	Final Budget	Original Budget	Supplementary	Variance
		2022	2023	2023	2023	Budget	2023
		₦	₦	₦	₦	₦	₦
22020305	Printing of Non Security Documents	-	-	132,000.00	132,000.00	-	132,000.00
22020306	Printing of Security Documents	15,000.00	32,000.00	132,000.00	132,000.00	-	100,000.00
22020308	Field & Camping Materials Supplies	-	-	107,000.00	107,000.00	-	107,000.00
22020309	UniForms & Other Clothing	-	-	88,000.00	88,000.00	-	88,000.00
22020311	Food Stuff/Catering Materials Supplies	-	-	194,000.00	194,000.00	-	194,000.00
22020312	Other Materials and Supplies	124,000.00	142,300.00	220,000.00	220,000.00	-	77,700.00
22020401	Maintenance of Motor Vehicle/Transport Equipment	315,000.00	505,000.00	1,111,000.00	1,111,000.00	-	606,000.00
22020402	Maintenance of Office Furniture	1,500,000.00	227,500.00	1,755,000.00	1,755,000.00	-	1,527,500.00
22020404	Maintenance of Office/IT Equipments	126,000.00	117,500.00	878,000.00	878,000.00	-	760,500.00
22020405	Maintenance of Plants/Generators	-	20,000.00	351,000.00	351,000.00	-	331,000.00
22020406	Other Maintenance Services	258,000.00	229,000.00	439,000.00	439,000.00	-	210,000.00
22020501	Local Training	-	2,000,000.00	2,017,800.00	1,111,000.00	-	17,800.00
22020502	International Training	-	-	1,550,000.00	1,550,000.00	-	1,550,000.00
22020601	Security Services	190,000.00	1,769,000.00	1,778,100.00	1,317,000.00	-	9,100.00
22020701	Financial Consulting	-	-	220,000.00	220,000.00	-	220,000.00
22020702	Information Technology Consulting	-	-	308,000.00	308,000.00	-	308,000.00
22020703	Legal Services	-	-	264,000.00	264,000.00	-	264,000.00
22020704	Engineering Services	-	-	176,000.00	176,000.00	-	176,000.00
22020705	Architectural Services	-	-	351,000.00	351,000.00	-	351,000.00
22020706	Surveying Services	-	-	176,000.00	176,000.00	-	176,000.00
22020801	Motor Vehicle Fuel Cost	218,000.00	1,467,000.00	1,755,000.00	1,755,000.00	-	288,000.00
22020802	Other Transport Equipment Fuel Cost	10,000.00	-	-	-	-	-
22020803	Plant/Generator Fuel Cost	90,000.00	85,000.00	1,755,000.00	1,755,000.00	-	1,670,000.00
22020901	Bank Charges (Other Than Interest)	15,251.91	73,361.57	132,000.00	132,000.00	-	58,638.43
22021001	Refreshment & Meals	615,000.00	570,340.00	878,000.00	878,000.00	-	307,660.00
22021002	Honorarium & Sitting Allowance	-	-	439,000.00	439,000.00	-	439,000.00
22021003	Publicity & Advertisements	30,000.00	80,000.00	439,000.00	439,000.00	-	359,000.00
22021004	Medical Expenses-Local	104,000.00	352,000.00	439,000.00	439,000.00	-	87,000.00
22021006	Postages & Courier Services	-	-	176,000.00	176,000.00	-	176,000.00
22021007	Welfare Packages	990,000.00	1,470,000.00	1,473,100.00	1,317,000.00	-	3,100.00
22021008	Subscription to Professional Bodies	109,000.00	-	878,000.00	878,000.00	-	878,000.00
22021021	Special Days/Celebrations	24,500.00	-	220,000.00	220,000.00	-	220,000.00
22021023	Development Plan Preparation Expenses	76,500.00	309,000.00	702,000.00	702,000.00	-	393,000.00
22021025	Other Miscellaneous Expenses	7,845,500.00	7,200,700.00	7,204,400.00	7,020,000.00	-	3,700.00
<b>OTHER RECURRENT COSTS Total</b>		<b>14,320,751.91</b>	<b>32,785,201.57</b>	<b>46,350,600.00</b>	<b>33,218,000.00</b>	<b>-</b>	<b>13,565,398.43</b>
<b>046900100100 - Min of Reconstruction, Rehabilitation, Reintegration Humanitarian Services Total</b>		<b>14,320,751.91</b>	<b>35,208,921.88</b>	<b>48,822,800.00</b>	<b>33,218,000.00</b>	<b>-</b>	<b>13,613,878.12</b>
<b>046900300100 - Boundary Commission</b>							
<b>PERSONNEL COST</b>							
21010101	Basic-Salary	686,364.00	686,364.00	775,000.00	775,000.00	-	88,636.00
21010103	Consolidated Revenue Fund Charge - Salaries	480,000.00	200,000.00	398,000.00	398,000.00	-	198,000.00
21020102	Housing/Rent Allowance	117,781.38	157,041.84	159,000.00	60,000.00	-	1,958.16
21020103	Transport Allowance	38,770.40	58,155.60	58,900.00	23,000.00	-	744.40
21020104	Meal Subsidy	9,546.80	11,456.16	11,600.00	9,000.00	-	143.84
21020105	Utility Allowance	31,978.32	31,978.32	33,000.00	33,000.00	-	1,021.68

Report of the Auditor General on the Accounts of Adamawa State Government for the year ended 31st December 2023

SCHEDULE OF RECURRENT EXPENDITURE CONTD.

Economic Code	Economic Description	Actual	Actual	Final Budget	Original Budget	Supplementary	Variance
		2022	2023	2023	2023	Budget	2023
		₦	₦	₦	₦	₦	₦
21020107	Leave Allowance	45,760.00	68,640.00	70,000.00	70,000.00	-	1,360.00
21020111	Clinical Allowance	1,909.36	-	8,000.00	8,000.00	-	8,000.00
21020135	Furniture Allowance	154,434.36	137,274.36	139,000.00	139,000.00	-	1,725.64
21020145	Other Allowances and Benefits	58,645.66	100,000.00	136,000.00	136,000.00	-	36,000.00
<b>PERSONNEL COST Total</b>		<b>1,625,190.28</b>	<b>1,450,910.28</b>	<b>1,788,500.00</b>	<b>1,651,000.00</b>	<b>-</b>	<b>337,589.72</b>
<b>OTHER RECURRENT COSTS</b>							
22020101	Local Travel & Transport: Training	-	285,000.00	1,192,000.00	1,192,000.00	-	907,000.00
22020102	Local Travel & Transport: Others	-	774,500.00	1,192,000.00	1,192,000.00	-	417,500.00
22020103	International Travel & Transport: Training	-	10,000.00	109,000.00	109,000.00	-	99,000.00
22020104	International Travel & Transport: Others	-	30,000.00	109,000.00	109,000.00	-	79,000.00
22020105	Hotel Accommodation - Local	-	50,000.00	109,000.00	109,000.00	-	59,000.00
22020106	Hotel Accommodation - International	-	-	109,000.00	109,000.00	-	109,000.00
22020107	Hotel Accommodation - Local Training	-	30,000.00	109,000.00	109,000.00	-	79,000.00
22020109	Per-Diem/Estacodes	-	-	109,000.00	109,000.00	-	109,000.00
22020201	Electricity Charges	-	-	109,000.00	109,000.00	-	109,000.00
22020202	Telephone Charges	-	-	44,000.00	44,000.00	-	44,000.00
22020203	Internet Access Charges	-	10,000.00	44,000.00	44,000.00	-	34,000.00
22020204	Satellite Broadcasting Access Charges	-	-	44,000.00	44,000.00	-	44,000.00
22020205	Water Rates	-	-	18,000.00	18,000.00	-	18,000.00
22020206	Sewerage Charges	-	-	18,000.00	18,000.00	-	18,000.00
22020207	Leased Communication Lines(s)	40,000.00	-	220,000.00	220,000.00	-	220,000.00
22020208	Software Charges/ License Renewal	-	-	71,000.00	71,000.00	-	71,000.00
22020401	Maintenance of Motor Vehicle/Transport Equipment	-	10,000.00	88,000.00	88,000.00	-	78,000.00
22020403	Maintenance of Office Building/Residential Qtrs	-	10,000.00	88,000.00	88,000.00	-	78,000.00
22020405	Maintenance of Plants/Generators	-	-	132,000.00	132,000.00	-	132,000.00
22020406	Other Maintenance Services	2,000.00	5,000.00	132,000.00	132,000.00	-	127,000.00
22020407	Maintenance of Aircrafts	300,000.00	-	-	-	-	-
22020901	Bank Charges (Other Than Interest)	5,859.89	20,999.62	44,000.00	44,000.00	-	23,000.38
22021001	Refreshment & Meals	-	-	194,000.00	194,000.00	-	194,000.00
22021002	Honorarium & Sitting Allowance	-	105,000.00	132,000.00	132,000.00	-	27,000.00
22021003	Publicity & Advertisements	967,008.00	10,000.00	132,000.00	132,000.00	-	122,000.00
22021004	Medical Expenses-Local	-	20,000.00	132,000.00	132,000.00	-	112,000.00
22021007	Welfare Packages	-	-	527,000.00	527,000.00	-	527,000.00
22021008	Subscription to Professional Bodies	-	-	264,000.00	264,000.00	-	264,000.00
22021022	Youth Corpers Allowance	-	-	88,000.00	88,000.00	-	88,000.00
22021023	Development Plan Preparation Expenses	-	-	264,000.00	264,000.00	-	264,000.00
22021025	Other Miscellaneous Expenses	-	740,000.00	6,295,000.00	6,295,000.00	-	5,555,000.00
22021026	Monitoring and Evaluation Recurrent	2,786,430.50	1,697,500.00	2,194,000.00	2,194,000.00	-	496,500.00
22021027	Daily Rated Allowance	1,055,992.00	173,000.00	351,000.00	351,000.00	-	178,000.00
<b>OTHER RECURRENT COSTS Total</b>		<b>5,157,290.39</b>	<b>3,980,999.62</b>	<b>14,663,000.00</b>	<b>14,663,000.00</b>	<b>-</b>	<b>10,682,000.38</b>
<b>046900300100 - Boundary Commission Total</b>		<b>6,782,480.67</b>	<b>5,431,909.90</b>	<b>16,451,500.00</b>	<b>16,314,000.00</b>	<b>-</b>	<b>11,019,590.10</b>
<b>04 - Regional Sector Total</b>		<b>21,103,232.58</b>	<b>40,640,831.78</b>	<b>65,274,300.00</b>	<b>49,532,000.00</b>	<b>-</b>	<b>24,633,468.22</b>

Report of the Auditor General on the Accounts of Adamawa State Government for the year ended 31st December 2023

SCHEDULE OF RECURRENT EXPENDITURE CONTD.

Economic Code	Economic Description	Actual 2022 ₦	Actual 2023 ₦	Final Budget 2023 ₦	Original Budget 2023 ₦	Supplementary Budget 2023 ₦	Variance 2023 ₦
<b>05 - Social Sector</b>							
<b>051300100100 - Ministry of Youth and Sports Development</b>							
<b>PERSONNEL COST</b>							
21010101	Basic-Salary	16,908,159.16	13,959,015.69	20,574,000.00	20,574,000.00	-	6,614,984.31
21010103	Consolidated Revenue Fund Charge - Salaries	5,805,785.21	4,847,440.63	4,901,000.00	2,173,000.00	-	53,559.38
21020102	Housing/Rent Allowance	2,913,225.20	3,193,808.71	3,227,600.00	1,506,000.00	-	33,791.29
21020103	Transport Allowance	936,430.60	995,310.51	1,003,700.00	578,000.00	-	8,389.49
21020104	Meal Subsidy	169,072.65	190,468.98	191,000.00	165,000.00	-	531.02
21020105	Utility Allowance	593,052.45	501,037.03	600,000.00	600,000.00	-	98,962.97
21020106	Entertainment Allowance	-	995.03	1,100.00	-	-	104.97
21020107	Leave Allowance	1,496,655.00	1,338,521.00	1,661,000.00	1,661,000.00	-	322,479.00
21020108	Domestic Staff Allowance	-	36,138.36	36,900.00	-	-	761.64
21020111	Clinical Allowance	55,239.02	-	141,000.00	141,000.00	-	141,000.00
21020135	Furniture Allowance	3,083,811.31	2,493,984.52	3,127,000.00	3,127,000.00	-	633,015.48
21020145	Other Allowances and Benefits	1,194,295.93	1,480,000.00	3,048,000.00	3,048,000.00	-	1,568,000.00
<b>PERSONNEL COST Total</b>		<b>33,155,726.53</b>	<b>29,036,720.46</b>	<b>38,512,300.00</b>	<b>33,573,000.00</b>	<b>-</b>	<b>9,475,579.54</b>
<b>OTHER RECURRENT COSTS</b>							
22020101	Local Travel & Transport: Training	-	-	18,000.00	18,000.00	-	18,000.00
22020102	Local Travel & Transport: Others	36,000.00	-	176,000.00	176,000.00	-	176,000.00
22020204	Satellite Broadcasting Access Charges	-	-	378,000.00	378,000.00	-	378,000.00
22020301	Office Stationeries/Computer Consumables	136,570.00	19,600.00	308,000.00	308,000.00	-	288,400.00
22020402	Maintenance of Office Furniture	6,000.00	-	220,000.00	220,000.00	-	220,000.00
22020405	Maintenance of Plants/Generators	-	-	106,000.00	106,000.00	-	106,000.00
22020501	Local Training	80,000.00	2,510,200.00	2,542,900.00	878,000.00	-	32,700.00
22020605	Cleaning & Fumigation Services	32,000.00	15,000.00	132,000.00	132,000.00	-	117,000.00
22020801	Motor Vehicle Fuel Cost	525,000.00	1,245,000.00	1,755,000.00	1,755,000.00	-	510,000.00
22020803	Plant/Generator Fuel Cost	-	5,000.00	44,000.00	44,000.00	-	39,000.00
22020901	Bank Charges (Other Than Interest)	18,818.28	63,981.35	64,400.00	44,000.00	-	418.65
22021001	Refreshment & Meals	64,000.00	65,000.00	152,000.00	152,000.00	-	87,000.00
22021002	Honorarium & Sitting Allowance	50,000.00	-	654,000.00	654,000.00	-	654,000.00
22021003	Publicity & Advertisements	70,000.00	-	79,000.00	79,000.00	-	79,000.00
22021006	Postages & Courier Services	25,750.00	-	44,000.00	44,000.00	-	44,000.00
22021007	Welfare Packages	966,000.00	37,543,500.00	38,267,600.00	1,343,000.00	-	724,100.00
22021008	Subscription to Professional Bodies	13,180.00	-	44,000.00	44,000.00	-	44,000.00
22021009	Sporting Activities	-	-	88,000.00	88,000.00	-	88,000.00
22021023	Development Plan Preparation Expenses	1,004,000.00	100,000.00	878,000.00	878,000.00	-	778,000.00
22021025	Other Miscellaneous Expenses	94,000.00	3,688,400.00	5,265,000.00	5,265,000.00	-	1,576,600.00
22021027	Daily Rated Allowance	1,300,000.00	9,630,000.00	9,787,500.00	1,755,000.00	-	157,500.00
<b>OTHER RECURRENT COSTS Total</b>		<b>4,421,318.28</b>	<b>54,885,681.35</b>	<b>61,003,400.00</b>	<b>14,361,000.00</b>	<b>-</b>	<b>6,117,718.65</b>
<b>051300100100 - Ministry of Youth and Sports Development Total</b>		<b>37,577,044.81</b>	<b>83,922,401.81</b>	<b>99,515,700.00</b>	<b>47,934,000.00</b>	<b>-</b>	<b>15,593,298.20</b>
<b>051305100100 - Sports Council</b>							
<b>PERSONNEL COST</b>							
21010101	Basic-Salary	29,118,077.83	29,095,446.25	32,751,000.00	32,751,000.00	-	3,655,553.75

Report of the Auditor General on the Accounts of Adamawa State Government for the year ended 31st December 2023

SCHEDULE OF RECURRENT EXPENDITURE CONTD.

Economic Code	Economic Description	Actual	Actual	Final Budget	Original Budget	Supplementary	Variance
		2022	2023	2023	2023	Budget 2023	2023
		₦	₦	₦	₦	₦	₦
21010103	Consolidated Revenue Fund Charge - Salaries	5,880,000.00	2,450,000.00	2,454,800.00	2,213,000.00	-	4,800.00
21020102	Housing/Rent Allowance	4,439,037.16	6,657,024.94	6,739,400.00	2,542,000.00	-	82,375.06
21020103	Transport Allowance	1,423,142.22	1,946,191.01	1,966,900.00	913,000.00	-	20,708.99
21020104	Meal Subsidy	265,095.92	321,479.86	322,400.00	277,000.00	-	920.14
21020105	Utility Allowance	1,122,221.32	1,103,917.07	1,131,000.00	1,131,000.00	-	27,082.93
21020106	Entertainment Allowance	86,965.61	115,829.60	116,500.00	84,000.00	-	670.40
21020107	Leave Allowance	1,913,257.00	2,748,418.00	2,760,100.00	2,165,000.00	-	11,682.00
21020108	Domestic Staff Allowance	1,879,194.72	3,613,836.00	3,635,000.00	2,557,000.00	-	21,164.00
21020111	Clinical Allowance	57,878.19	-	221,000.00	221,000.00	-	221,000.00
21020112	Harzard Allowance	28,721.96	-	-	-	-	-
21020123	Responsibility Allowance	45,000.00	180,000.00	183,200.00	23,000.00	-	3,200.00
21020135	Furniture Allowance	5,422,010.69	5,443,535.99	5,444,100.00	5,416,000.00	-	564.01
21020137	Driver's Allowance	30,000.00	-	91,000.00	91,000.00	-	91,000.00
21020145	Other Allowances and Benefits	4,396,041.61	3,100,000.00	5,247,000.00	5,247,000.00	-	2,147,000.00
<b>PERSONNEL COST Total</b>		<b>56,106,644.23</b>	<b>56,775,678.72</b>	<b>63,063,400.00</b>	<b>55,631,000.00</b>	<b>-</b>	<b>6,287,721.28</b>
<b>OTHER RECURRENT COSTS</b>							
22020101	Local Travel & Transport: Training	76,000.00	617,700.00	878,000.00	878,000.00	-	260,300.00
22020102	Local Travel & Transport: Others	6,079,500.00	28,537,267.00	29,055,400.00	2,633,000.00	-	518,133.00
22020103	International Travel & Transport: Training	-	-	439,000.00	439,000.00	-	439,000.00
22020105	Hotel Accommodation - Local	200,000.00	2,449,700.00	2,490,000.00	436,000.00	-	40,300.00
22020201	Electricity Charges	-	-	264,000.00	264,000.00	-	264,000.00
22020202	Telephone Charges	-	-	27,000.00	27,000.00	-	27,000.00
22020204	Satellite Broadcasting Access Charges	-	-	264,000.00	264,000.00	-	264,000.00
22020205	Water Rates	-	24,000.00	351,000.00	351,000.00	-	327,000.00
22020301	Office Stationeries/Computer Consumables	87,500.00	62,000.00	439,000.00	439,000.00	-	377,000.00
22020305	Printing of Non Security Documents	-	18,000.00	615,000.00	615,000.00	-	597,000.00
22020306	Printing of Security Documents	-	45,000.00	439,000.00	439,000.00	-	394,000.00
22020307	Drugs/Laboratory/Medical Supplies	-	-	527,000.00	527,000.00	-	527,000.00
22020308	Field & Camping Materials Supplies	-	-	878,000.00	878,000.00	-	878,000.00
22020309	UniForms & Other Clothing	-	-	878,000.00	878,000.00	-	878,000.00
22020311	Food Stuff/Catering Materials Supplies	-	-	527,000.00	527,000.00	-	527,000.00
22020401	Maintenance of Motor Vehicle/Transport Equipment	-	91,000.00	527,000.00	527,000.00	-	436,000.00
22020402	Maintenance of Office Furniture	12,000.00	649,600.00	878,000.00	878,000.00	-	228,400.00
22020403	Maintenance of Office Building/Residential Qtrs	-	-	575,000.00	575,000.00	-	575,000.00
22020404	Maintenance of Office/IT Equipments	28,000.00	14,750.00	878,000.00	878,000.00	-	863,250.00
22020405	Maintenance of Plants/Generators	-	9,000.00	176,000.00	176,000.00	-	167,000.00
22020406	Other Maintenance Services	64,000.00	75,000.00	439,000.00	439,000.00	-	364,000.00
22020501	Local Training	40,000.00	-	264,000.00	264,000.00	-	264,000.00
22020502	International Training	-	-	351,000.00	351,000.00	-	351,000.00
22020605	Cleaning & Fumigation Services	9,500.00	-	176,000.00	176,000.00	-	176,000.00
22020701	Financial Consulting	-	-	132,000.00	132,000.00	-	132,000.00
22020702	InFormation Technology Consulting	-	-	88,000.00	88,000.00	-	88,000.00
22020703	Legal Services	-	-	264,000.00	264,000.00	-	264,000.00
22020801	Motor Vehicle Fuel Cost	30,000.00	212,000.00	878,000.00	878,000.00	-	666,000.00
22020802	Other Transport Equipment Fuel Cost	-	10,000.00	264,000.00	264,000.00	-	254,000.00

Report of the Auditor General on the Accounts of Adamawa State Government for the year ended 31st December 2023

SCHEDULE OF RECURRENT EXPENDITURE CONTD.

Economic Code	Economic Description	Actual	Actual	Final Budget	Original Budget	Supplementary	Variance
		2022	2023	2023	2023	Budget	2023
		₦	₦	₦	₦	₦	₦
22020803	Plant/Generator Fuel Cost	75,000.00	8,000.00	264,000.00	264,000.00	-	256,000.00
22020901	Bank Charges (Other Than Interest)	37,257.54	203,580.98	206,800.00	44,000.00	-	3,219.02
22021001	Refreshment & Meals	80,000.00	95,000.00	878,000.00	878,000.00	-	783,000.00
22021002	Honorarium & Sitting Allowance	425,000.00	34,000.00	878,000.00	878,000.00	-	844,000.00
22021003	Publicity & Advertisements	315,000.00	-	878,000.00	878,000.00	-	878,000.00
22021004	Medical Expenses-Local	296,000.00	5,000.00	878,000.00	878,000.00	-	873,000.00
22021006	Postages & Courier Services	-	-	88,000.00	88,000.00	-	88,000.00
22021007	Welfare Packages	661,000.00	17,517,500.00	17,841,600.00	1,317,000.00	-	324,100.00
22021008	Subscription to Professional Bodies	20,000.00	134,000.00	264,000.00	264,000.00	-	130,000.00
22021009	Sporting Activities	20,480,500.00	36,511,100.00	37,078,200.00	8,158,000.00	-	567,100.00
22021023	Development Plan Preparation Expenses	57,000.00	-	264,000.00	264,000.00	-	264,000.00
22021025	Other Miscellaneous Expenses	4,077,000.00	2,273,819.48	2,275,000.00	2,275,000.00	-	1,180.52
22021027	Daily Rated Allowance	212,000.00	-	-	-	-	-
<b>OTHER RECURRENT COSTS Total</b>		<b>33,362,257.54</b>	<b>89,597,017.46</b>	<b>105,755,000.00</b>	<b>31,671,000.00</b>	<b>-</b>	<b>16,157,982.54</b>
<b>051305100100 - Sports Council Total</b>		<b>89,468,901.77</b>	<b>146,372,696.18</b>	<b>168,818,400.00</b>	<b>87,302,000.00</b>	<b>-</b>	<b>22,445,703.82</b>
<b>051305300100 - Adamawa United Foot Ball Club</b>							
<b>PERSONNEL COST</b>							
21010103	Consolidated Revenue Fund Charge - Salaries	3,420,000.00	1,425,000.00	1,426,800.00	1,338,000.00	-	1,800.00
<b>PERSONNEL COST Total</b>		<b>3,420,000.00</b>	<b>1,425,000.00</b>	<b>1,426,800.00</b>	<b>1,338,000.00</b>	<b>-</b>	<b>1,800.00</b>
<b>OTHER RECURRENT COSTS</b>							
22020101	Local Travel & Transport: Training	180,000.00	1,501,500.00	1,894,000.00	1,894,000.00	-	392,500.00
22020102	Local Travel & Transport: Others	786,000.00	1,170,000.00	1,894,000.00	1,894,000.00	-	724,000.00
22020103	International Travel & Transport: Training	-	1,049,000.00	1,755,000.00	1,755,000.00	-	706,000.00
22020105	Hotel Accommodation - Local	1,549,000.00	2,000,000.00	2,187,000.00	2,187,000.00	-	187,000.00
22020106	Hotel Accommodation - International	119,000.00	1,440,000.00	1,550,000.00	1,550,000.00	-	110,000.00
22020201	Electricity Charges	180,000.00	200,000.00	220,000.00	220,000.00	-	20,000.00
22020202	Telephone Charges	-	-	264,000.00	264,000.00	-	264,000.00
22020203	Internet Access Charges	-	-	220,000.00	220,000.00	-	220,000.00
22020204	Satellite Broadcasting Access Charges	-	9,000.00	88,000.00	88,000.00	-	79,000.00
22020205	Water Rates	-	-	44,000.00	44,000.00	-	44,000.00
22020301	Office Stationeries/Computer Consumables	349,500.00	775,000.00	878,000.00	878,000.00	-	103,000.00
22020305	Printing of Non Security Documents	-	7,000.00	132,000.00	132,000.00	-	125,000.00
22020306	Printing of Security Documents	-	-	88,000.00	88,000.00	-	88,000.00
22020307	Drugs/Laboratory/Medical Supplies	-	1,550,000.00	1,550,000.00	1,550,000.00	-	-
22020308	Field & Camping Materials Supplies	-	1,165,000.00	1,550,000.00	1,550,000.00	-	385,000.00
22020309	UniForms & Other Clothing	135,000.00	2,736,000.00	2,893,000.00	2,893,000.00	-	157,000.00
22020310	Teaching Aids/Instruction Materials	-	1,083,000.00	1,755,000.00	1,755,000.00	-	672,000.00
22020311	Food Stuff/Catering Materials Supplies	-	329,000.00	439,000.00	439,000.00	-	110,000.00
22020401	Maintenance of Motor Vehicle/Transport Equipment	2,545,500.00	2,131,000.00	2,194,000.00	2,194,000.00	-	63,000.00
22020402	Maintenance of Office Furniture	-	-	439,000.00	439,000.00	-	439,000.00
22020403	Maintenance of Office Building/Residential Qtrs	700,000.00	2,600,000.00	2,633,000.00	2,633,000.00	-	33,000.00
22020404	Maintenance of Office/IT Equipments	180,000.00	1,270,000.00	1,317,000.00	1,317,000.00	-	47,000.00
22020405	Maintenance of Plants/Generators	885,000.00	-	220,000.00	220,000.00	-	220,000.00

Report of the Auditor General on the Accounts of Adamawa State Government for the year ended 31st December 2023

SCHEDULE OF RECURRENT EXPENDITURE CONTD.

Economic Code	Economic Description	Actual	Actual	Final Budget	Original Budget	Supplementary	Variance
		2022	2023	2023	2023	Budget	2023
		₦	₦	₦	₦	₦	₦
22020406	Other Maintenance Services	-	2,606,000.00	2,633,000.00	2,633,000.00	-	27,000.00
22020501	Local Training	-	2,165,000.00	2,633,000.00	2,633,000.00	-	468,000.00
22020502	International Training	-	2,500,000.00	2,633,000.00	2,633,000.00	-	133,000.00
22020601	Security Services	-	1,631,000.00	1,755,000.00	1,755,000.00	-	124,000.00
22020602	Office Rent	2,500,000.00	2,050,000.00	2,221,000.00	2,221,000.00	-	171,000.00
22020603	Residential Rent	-	860,000.00	878,000.00	878,000.00	-	18,000.00
22020604	Security Vote (Including Operations)	-	-	439,000.00	439,000.00	-	439,000.00
22020605	Cleaning & Fumigation Services	90,000.00	10,000.00	878,000.00	878,000.00	-	868,000.00
22020701	Financial Consulting	-	-	88,000.00	88,000.00	-	88,000.00
22020702	Information Technology Consulting	-	-	88,000.00	88,000.00	-	88,000.00
22020703	Legal Services	-	-	220,000.00	220,000.00	-	220,000.00
22020801	Motor Vehicle Fuel Cost	184,000.00	1,020,000.00	1,255,000.00	1,255,000.00	-	235,000.00
22020802	Other Transport Equipment Fuel Cost	-	-	439,000.00	439,000.00	-	439,000.00
22020803	Plant/Generator Fuel Cost	-	-	439,000.00	439,000.00	-	439,000.00
22020901	Bank Charges (Other Than Interest)	1,545,083.95	1,208,067.48	1,755,000.00	1,755,000.00	-	546,932.52
22021001	Refreshment & Meals	-	1,515,000.00	1,755,000.00	1,755,000.00	-	240,000.00
22021002	Honorarium & Sitting Allowance	-	770,000.00	1,856,000.00	1,856,000.00	-	1,086,000.00
22021003	Publicity & Advertisements	-	-	220,000.00	220,000.00	-	220,000.00
22021004	Medical Expenses-Local	365,000.00	1,507,000.00	1,755,000.00	1,755,000.00	-	248,000.00
22021006	Postages & Courier Services	-	-	44,000.00	44,000.00	-	44,000.00
22021007	Welfare Packages	39,760,000.00	12,116,000.00	16,900,000.00	16,900,000.00	-	4,784,000.00
22021008	Subscription to Professional Bodies	-	2,238,000.00	2,633,000.00	2,633,000.00	-	395,000.00
22021009	Sporting Activities	85,313,195.73	71,250,536.44	86,884,000.00	86,884,000.00	-	15,633,463.56
22021023	Development Plan Preparation Expenses	-	560,000.00	1,755,000.00	1,755,000.00	-	1,195,000.00
22021025	Other Miscellaneous Expenses	3,530,209.11	10,863,500.00	11,050,000.00	11,050,000.00	-	186,500.00
22021027	Daily Rated Allowance	23,188,199.30	12,693,500.00	17,908,000.00	17,908,000.00	-	5,214,500.00
<b>OTHER RECURRENT COSTS Total</b>		<b>164,084,688.09</b>	<b>148,579,103.92</b>	<b>187,318,000.00</b>	<b>187,318,000.00</b>	<b>-</b>	<b>38,738,896.08</b>
<b>051305300100 - Adamawa United Foot Ball Club Total</b>		<b>167,504,688.09</b>	<b>150,004,103.92</b>	<b>188,744,800.00</b>	<b>188,656,000.00</b>	<b>-</b>	<b>38,740,696.08</b>
<b>051400100100 - Ministry of Women Affairs</b>							
<b>PERSONNEL COST</b>							
21010101	Basic-Salary	77,521,749.80	72,419,769.41	77,930,000.00	77,930,000.00	-	5,510,230.59
21010103	Consolidated Revenue Fund Charge - Salaries	5,805,785.21	4,847,440.63	4,901,000.00	2,173,000.00	-	53,559.38
21020102	Housing/Rent Allowance	13,312,903.22	16,569,632.45	16,834,900.00	3,310,000.00	-	265,267.55
21020103	Transport Allowance	6,665,891.12	6,944,096.31	6,969,300.00	5,688,000.00	-	25,203.69
21020104	Meal Subsidy	1,108,846.55	1,404,115.32	1,412,000.00	1,010,000.00	-	7,884.68
21020105	Utility Allowance	3,594,306.49	3,395,213.88	3,626,000.00	3,626,000.00	-	230,786.12
21020106	Entertainment Allowance	109,392.37	105,692.48	110,000.00	110,000.00	-	4,307.52
21020107	Leave Allowance	6,859,075.00	6,874,165.00	8,822,000.00	8,822,000.00	-	1,947,835.00
21020108	Domestic Staff Allowance	3,577,697.64	3,324,729.12	3,590,000.00	3,590,000.00	-	265,270.88
21020111	Clinical Allowance	366,107.54	-	927,000.00	927,000.00	-	927,000.00
21020135	Furniture Allowance	8,133,466.43	7,226,848.03	8,185,000.00	8,185,000.00	-	958,151.97
21020145	Other Allowances and Benefits	5,092,117.75	9,380,000.00	12,866,000.00	12,866,000.00	-	3,486,000.00
<b>PERSONNEL COST Total</b>		<b>132,147,339.12</b>	<b>132,491,702.63</b>	<b>146,173,200.00</b>	<b>128,237,000.00</b>	<b>-</b>	<b>13,681,497.38</b>

Report of the Auditor General on the Accounts of Adamawa State Government for the year ended 31st December 2023

SCHEDULE OF RECURRENT EXPENDITURE CONTD.

Economic Code	Economic Description	Actual 2022 ₦	Actual 2023 ₦	Final Budget 2023 ₦	Original Budget 2023 ₦	Supplementary Budget 2023 ₦	Variance 2023 ₦
<b>OTHER RECURRENT COSTS</b>							
22020102	Local Travel & Transport: Others	-	2,050,000.00	2,055,900.00	1,755,000.00	-	5,900.00
22020103	International Travel & Transport: Training	-	-	1,755,000.00	1,755,000.00	-	1,755,000.00
22020104	International Travel & Transport: Others	-	-	878,000.00	878,000.00	-	878,000.00
22020105	Hotel Accommodation - Local	-	-	220,000.00	220,000.00	-	220,000.00
22020109	Per-Diem/Estacodes	-	-	88,000.00	88,000.00	-	88,000.00
22020201	Electricity Charges	-	-	18,000.00	18,000.00	-	18,000.00
22020202	Telephone Charges	-	-	18,000.00	18,000.00	-	18,000.00
22020203	Internet Access Charges	-	-	22,000.00	22,000.00	-	22,000.00
22020204	Satellite Broadcasting Access Charges	-	-	44,000.00	44,000.00	-	44,000.00
22020205	Water Rates	-	-	22,000.00	22,000.00	-	22,000.00
22020206	Sewerage Charges	-	-	18,000.00	18,000.00	-	18,000.00
22020207	Leased Communication Lines(s)	-	-	18,000.00	18,000.00	-	18,000.00
22020209	Other Utility Charges	-	-	88,000.00	88,000.00	-	88,000.00
22020301	Office Stationeries/Computer Consumables	-	-	264,000.00	264,000.00	-	264,000.00
22020302	Books	-	-	44,000.00	44,000.00	-	44,000.00
22020305	Printing of Non Security Documents	-	-	44,000.00	44,000.00	-	44,000.00
22020306	Printing of Security Documents	-	-	44,000.00	44,000.00	-	44,000.00
22020307	Drugs/Laboratory/Medical Supplies	-	-	88,000.00	88,000.00	-	88,000.00
22020308	Field & Camping Materials Supplies	-	-	88,000.00	88,000.00	-	88,000.00
22020309	UniForms & Other Clothing	-	-	88,000.00	88,000.00	-	88,000.00
22020310	Teaching Aids/Instruction Materials	-	-	88,000.00	88,000.00	-	88,000.00
22020311	Food Stuff/Catering Materials Supplies	12,751,779.38	16,116,100.00	16,122,600.00	15,795,000.00	-	6,500.00
22020312	Other Materials and Supplies	-	-	878,000.00	878,000.00	-	878,000.00
22020401	Maintenance of Motor Vehicle/Transport Equipment	-	3,906,925.00	3,980,700.00	220,000.00	-	73,775.00
22020402	Maintenance of Office Furniture	-	-	439,000.00	439,000.00	-	439,000.00
22020403	Maintenance of Office Building/Residential Qtrs	-	6,447,225.00	6,567,400.00	439,000.00	-	120,175.00
22020404	Maintenance of Office/IT Equipments	-	-	176,000.00	176,000.00	-	176,000.00
22020405	Maintenance of Plants/Generators	-	-	176,000.00	176,000.00	-	176,000.00
22020406	Other Maintenance Services	-	-	439,000.00	439,000.00	-	439,000.00
22020501	Local Training	-	1,290,000.00	1,755,000.00	1,755,000.00	-	465,000.00
22020502	International Training	-	-	132,000.00	132,000.00	-	132,000.00
22020601	Security Services	-	-	176,000.00	176,000.00	-	176,000.00
22020602	Office Rent	-	-	439,000.00	439,000.00	-	439,000.00
22020603	Residential Rent	-	-	88,000.00	88,000.00	-	88,000.00
22020604	Security Vote (Including Operations)	-	-	264,000.00	264,000.00	-	264,000.00
22020605	Cleaning & Fumigation Services	-	-	44,000.00	44,000.00	-	44,000.00
22020701	Financial Consulting	-	-	176,000.00	176,000.00	-	176,000.00
22020702	Information Technology Consulting	-	-	88,000.00	88,000.00	-	88,000.00
22020703	Legal Services	-	-	88,000.00	88,000.00	-	88,000.00
22020709	Other Consulting Services	-	-	88,000.00	88,000.00	-	88,000.00
22020801	Motor Vehicle Fuel Cost	-	-	264,000.00	264,000.00	-	264,000.00
22020802	Other Transport Equipment Fuel Cost	-	-	88,000.00	88,000.00	-	88,000.00
22020803	Plant/Generator Fuel Cost	20,000.00	-	439,000.00	439,000.00	-	439,000.00
22020806	Cooking Gas/Fuel Cost	-	-	18,000.00	18,000.00	-	18,000.00
22020901	Bank Charges (Other Than Interest)	26,565.89	51,525.92	88,000.00	88,000.00	-	36,474.08

Report of the Auditor General on the Accounts of Adamawa State Government for the year ended 31st December 2023

SCHEDULE OF RECURRENT EXPENDITURE CONTD.

Economic Code	Economic Description	Actual 2022 ₦	Actual 2023 ₦	Final Budget 2023 ₦	Original Budget 2023 ₦	Supplementary Budget 2023 ₦	Variance 2023 ₦
22020902	Insurance Premium	-	-	18,000.00	18,000.00	-	18,000.00
22020904	Other CRF Bank Charges	-	-	9,000.00	9,000.00	-	9,000.00
22021001	Refreshment & Meals	-	-	878,000.00	878,000.00	-	878,000.00
22021002	Honorarium & Sitting Allowance	-	-	439,000.00	439,000.00	-	439,000.00
22021003	Publicity & Advertisements	-	-	176,000.00	176,000.00	-	176,000.00
22021004	Medical Expenses-Local	-	-	439,000.00	439,000.00	-	439,000.00
22021006	Postages & Courier Services	-	-	18,000.00	18,000.00	-	18,000.00
22021007	Welfare Packages	-	-	264,000.00	264,000.00	-	264,000.00
22021008	Subscription to Professional Bodies	-	-	88,000.00	88,000.00	-	88,000.00
22021009	Sporting Activities	-	-	44,000.00	44,000.00	-	44,000.00
22021010	Direct Teaching & Laboratory Cost	-	-	44,000.00	44,000.00	-	44,000.00
22021021	Special Days/Celebrations	-	7,000,000.00	7,027,400.00	5,634,000.00	-	27,400.00
22021023	Development Plan Preparation Expenses	-	-	176,000.00	176,000.00	-	176,000.00
22021025	Other Miscellaneous Expenses	2,020,000.00	1,200,000.00	4,388,000.00	4,388,000.00	-	3,188,000.00
22021026	Monitoring and Evaluation Recurrent	-	-	88,000.00	88,000.00	-	88,000.00
22021027	Daily Rated Allowance	2,880,000.00	4,295,000.00	4,302,000.00	3,949,000.00	-	7,000.00
<b>OTHER RECURRENT COSTS Total</b>		<b>17,698,345.27</b>	<b>42,356,775.92</b>	<b>57,405,000.00</b>	<b>45,141,000.00</b>	<b>-</b>	<b>15,048,224.08</b>
<b>051400100100 - Ministry of Women Affairs Total</b>		<b>149,845,684.39</b>	<b>174,848,478.55</b>	<b>203,578,200.00</b>	<b>173,378,000.00</b>	<b>-</b>	<b>28,729,721.46</b>
<b>051700100100 - Ministry of Education and Human Capital Development</b>							
<b>PERSONNEL COST</b>							
21010101	Basic-Salary	61,617,784.35	59,663,696.86	69,810,000.00	69,810,000.00	-	10,146,303.14
21010103	Consolidated Revenue Fund Charge - Salaries	5,805,785.21	4,847,440.63	4,901,000.00	2,173,000.00	-	53,559.38
21020102	Housing/Rent Allowance	10,595,965.23	13,652,239.21	13,816,900.00	5,424,000.00	-	164,660.79
21020103	Transport Allowance	4,023,094.67	4,289,703.48	4,333,200.00	2,116,000.00	-	43,496.52
21020104	Meal Subsidy	577,336.24	730,008.71	732,600.00	605,000.00	-	2,591.29
21020105	Utility Allowance	2,408,318.67	2,318,291.48	2,448,000.00	2,448,000.00	-	129,708.52
21020106	Entertainment Allowance	185,335.48	184,612.56	186,000.00	186,000.00	-	1,387.44
21020107	Leave Allowance	5,602,043.00	5,898,023.00	6,925,000.00	6,925,000.00	-	1,026,977.00
21020108	Domestic Staff Allowance	5,673,722.52	5,637,584.16	5,655,000.00	5,655,000.00	-	17,415.84
21020111	Clinical Allowance	188,670.23	-	481,000.00	481,000.00	-	481,000.00
21020114	Teaching Allowance	2,934,580.90	5,882,606.18	6,000,300.00	-	-	117,693.82
21020121	Wieghing Allowance	-	65,619.66	67,000.00	-	-	1,380.34
21020127	UniForm Allowance	1,469,988.23	-	3,678,000.00	3,678,000.00	-	3,678,000.00
21020135	Furniture Allowance	11,173,381.83	10,907,708.23	11,216,000.00	11,216,000.00	-	308,291.77
21020145	Other Allowances and Benefits	5,416,421.07	6,810,000.00	13,415,000.00	13,415,000.00	-	6,605,000.00
<b>PERSONNEL COST Total</b>		<b>117,672,427.63</b>	<b>120,887,534.16</b>	<b>143,665,000.00</b>	<b>124,132,000.00</b>	<b>-</b>	<b>22,777,465.85</b>
<b>OTHER RECURRENT COSTS</b>							
22020101	Local Travel & Transport: Training	-	985,900.00	988,100.00	878,000.00	-	2,200.00
22020102	Local Travel & Transport: Others	179,000.00	955,940.00	1,317,000.00	1,317,000.00	-	361,060.00
22020103	International Travel & Transport: Training	-	-	878,000.00	878,000.00	-	878,000.00
22020104	International Travel & Transport: Others	-	-	1,306,000.00	1,306,000.00	-	1,306,000.00
22020205	Water Rates	-	-	36,000.00	36,000.00	-	36,000.00
22020301	Office Stationeries/Computer Consumables	150,000.00	52,300.00	439,000.00	439,000.00	-	386,700.00



Report of the Auditor General on the Accounts of Adamawa State Government for the year ended 31st December 2023

SCHEDULE OF RECURRENT EXPENDITURE CONTD.

Economic Code	Economic Description	Actual	Actual	Final Budget	Original Budget	Supplementary	Variance
		2022	2023	2023	2023	Budget	2023
		₦	₦	₦	₦	₦	₦
22020304	Magazines & Periodicals	-	74,000.00	132,000.00	132,000.00	-	58,000.00
22020305	Printing of Non Security Documents	150,000.00	333,500.00	439,000.00	439,000.00	-	105,500.00
22020306	Printing of Security Documents	307.75	50,000.00	878,000.00	878,000.00	-	828,000.00
22020311	Food Stuff/Catering Materials Supplies	-	-	88,000.00	88,000.00	-	88,000.00
22020401	Maintenance of Motor Vehicle/Transport Equipment	145,000.00	632,710.00	878,000.00	878,000.00	-	245,290.00
22020402	Maintenance of Office Furniture	-	82,500.00	1,317,000.00	1,317,000.00	-	1,234,500.00
22020404	Maintenance of Office/IT Equipments	-	552,548.00	878,000.00	878,000.00	-	325,452.00
22020405	Maintenance of Plants/Generators	-	29,900.00	878,000.00	878,000.00	-	848,100.00
22020406	Other Maintenance Services	-	287,200.00	439,000.00	439,000.00	-	151,800.00
22020407	Maintenance of Aircrafts	-	122,500.00	439,000.00	439,000.00	-	316,500.00
22020501	Local Training	-	520,000.00	878,000.00	878,000.00	-	358,000.00
22020502	International Training	-	-	1,317,000.00	1,317,000.00	-	1,317,000.00
22020601	Security Services	30,000,000.00	30,000,000.00	30,160,200.00	21,992,000.00	-	160,200.00
22020605	Cleaning & Fumigation Services	-	200,000.00	1,755,000.00	1,755,000.00	-	1,555,000.00
22020701	Financial Consulting	-	-	439,000.00	439,000.00	-	439,000.00
22020703	Legal Services	-	-	88,000.00	88,000.00	-	88,000.00
22020704	Engineering Services	-	-	88,000.00	88,000.00	-	88,000.00
22020705	Architectural Services	-	-	88,000.00	88,000.00	-	88,000.00
22020706	Surveying Services	-	-	88,000.00	88,000.00	-	88,000.00
22020707	Agricultural Consulting	-	-	88,000.00	88,000.00	-	88,000.00
22020801	Motor Vehicle Fuel Cost	97,000.00	-	654,000.00	654,000.00	-	654,000.00
22020802	Other Transport Equipment Fuel Cost	-	-	435,000.00	435,000.00	-	435,000.00
22020803	Plant/Generator Fuel Cost	-	-	878,000.00	878,000.00	-	878,000.00
22020901	Bank Charges (Other Than Interest)	2,956,774.76	9,311,926.23	9,489,400.00	439,000.00	-	177,473.77
22020904	Other CRF Bank Charges	-	-	88,000.00	88,000.00	-	88,000.00
22021001	Refreshment & Meals	95,000.00	431,500.00	439,000.00	439,000.00	-	7,500.00
22021002	Honorarium & Sitting Allowance	-	-	439,000.00	439,000.00	-	439,000.00
22021003	Publicity & Advertisements	100,000.00	100,000.00	439,000.00	439,000.00	-	339,000.00
22021004	Medical Expenses-Local	1,080,000.00	480,000.00	878,000.00	878,000.00	-	398,000.00
22021006	Postages & Courier Services	2,000.00	-	44,000.00	44,000.00	-	44,000.00
22021007	Welfare Packages	32,030,500.00	-	1,317,000.00	1,317,000.00	-	1,317,000.00
22021008	Subscription to Professional Bodies	-	-	176,000.00	176,000.00	-	176,000.00
22021009	Sporting Activities	-	-	88,000.00	88,000.00	-	88,000.00
22021010	Direct Teaching & Laboratory Cost	-	-	88,000.00	88,000.00	-	88,000.00
22021014	Budget Preparation Expensis	-	300,000.00	878,000.00	878,000.00	-	578,000.00
22021023	Development Plan Preparation Expenses	30,000.00	-	-	-	-	-
22021024	Final Accounts Preparation Expenses	10,000.00	-	-	-	-	-
22021025	Other Miscellaneous Expenses	11,998,500.00	113,230,100.00	115,284,200.00	10,530,000.00	-	2,054,100.00
22021027	Daily Rated Allowance	150,000.00	-	-	-	-	-
<b>OTHER RECURRENT COSTS Total</b>		<b>79,174,082.51</b>	<b>158,732,524.23</b>	<b>177,933,900.00</b>	<b>55,851,000.00</b>	<b>-</b>	<b>19,201,375.77</b>
<b>051700100100 - Ministry of Education and Human Capital Development Total</b>		<b>196,846,510.14</b>	<b>279,620,058.39</b>	<b>321,598,900.00</b>	<b>179,983,000.00</b>	<b>-</b>	<b>41,978,841.62</b>
<b>051700300100 - Adamawa State Universal Basic Education Board</b>							
<b>PERSONNEL COST</b>							
21010101	Basic-Salary	-	-	10,971,000.00	10,971,000.00	-	10,971,000.00

Report of the Auditor General on the Accounts of Adamawa State Government for the year ended 31st December 2023

SCHEDULE OF RECURRENT EXPENDITURE CONTD.

Economic Code	Economic Description	Actual	Actual	Final Budget	Original Budget	Supplementary	Variance
		2022	2023	2023	2023	Budget	2023
		₦	₦	₦	₦	₦	₦
21010103	Consolidated Revenue Fund Charge - Salaries	16,960,403.41	7,105,158.81	17,111,000.00	17,111,000.00	-	10,005,841.19
21020102	Housing/Rent Allowance	-	-	9,566,000.00	9,566,000.00	-	9,566,000.00
21020103	Transport Allowance	-	-	6,541,000.00	6,541,000.00	-	6,541,000.00
21020104	Meal Subsidy	-	-	1,048,000.00	1,048,000.00	-	1,048,000.00
21020105	Utility Allowance	-	-	5,959,000.00	5,959,000.00	-	5,959,000.00
21020106	Entertainment Allowance	-	-	3,092,000.00	3,092,000.00	-	3,092,000.00
21020107	Leave Allowance	-	-	5,388,000.00	5,388,000.00	-	5,388,000.00
21020108	Domestic Staff Allowance	-	-	3,609,000.00	3,609,000.00	-	3,609,000.00
21020114	Teaching Allowance	-	-	1,858,000.00	1,858,000.00	-	1,858,000.00
21020137	Driver's Allowance	-	-	51,000.00	51,000.00	-	51,000.00
21020145	Other Allowances and Benefits	-	-	3,836,000.00	3,836,000.00	-	3,836,000.00
21030101	Gratuity	-	-	8,775,000.00	8,775,000.00	-	8,775,000.00
21030102	Pension	-	-	14,391,000.00	14,391,000.00	-	14,391,000.00
<b>PERSONNEL COST Total</b>		<b>16,960,403.41</b>	<b>7,105,158.81</b>	<b>92,196,000.00</b>	<b>92,196,000.00</b>	<b>-</b>	<b>85,090,841.19</b>
<b>OTHER RECURRENT COSTS</b>							
22020101	Local Travel & Transport: Training	-	-	651,000.00	651,000.00	-	651,000.00
22020102	Local Travel & Transport: Others	-	-	546,000.00	546,000.00	-	546,000.00
22020105	Hotel Accommodation - Local	-	-	255,000.00	255,000.00	-	255,000.00
22020201	Electricity Charges	-	-	1,049,000.00	1,049,000.00	-	1,049,000.00
22020202	Telephone Charges	-	-	151,000.00	151,000.00	-	151,000.00
22020204	Satellite Broadcasting Access Charges	-	-	151,000.00	151,000.00	-	151,000.00
22020205	Water Rates	-	-	132,000.00	132,000.00	-	132,000.00
22020206	Sewerage Charges	-	-	20,000.00	20,000.00	-	20,000.00
22020305	Printing of Non Security Documents	-	-	787,000.00	787,000.00	-	787,000.00
22020306	Printing of Security Documents	-	-	283,000.00	283,000.00	-	283,000.00
22020307	Drugs/Laboratory/Medical Supplies	-	-	76,000.00	76,000.00	-	76,000.00
22020310	Teaching Aids/Instruction Materials	-	-	189,000.00	189,000.00	-	189,000.00
22020312	Other Materials and Supplies	-	-	592,000.00	592,000.00	-	592,000.00
22020401	Maintenance of Motor Vehicle/Transport Equipment	-	-	557,000.00	557,000.00	-	557,000.00
22020402	Maintenance of Office Furniture	-	-	76,000.00	76,000.00	-	76,000.00
22020404	Maintenance of Office/IT Equipments	-	-	189,000.00	189,000.00	-	189,000.00
22020405	Maintenance of Plants/Generators	-	-	142,000.00	142,000.00	-	142,000.00
22020406	Other Maintenance Services	-	-	76,000.00	76,000.00	-	76,000.00
22020411	Maintenance of Communication Equipments	-	-	20,000.00	20,000.00	-	20,000.00
22020501	Local Training	-	-	283,000.00	283,000.00	-	283,000.00
22020504	Seminars/Workshop and Conferences	-	-	283,000.00	283,000.00	-	283,000.00
22020605	Cleaning & Fumigation Services	-	-	58,000.00	58,000.00	-	58,000.00
22020703	Legal Services	-	-	48,000.00	48,000.00	-	48,000.00
22020801	Motor Vehicle Fuel Cost	-	-	402,000.00	402,000.00	-	402,000.00
22020901	Bank Charges (Other Than Interest)	-	-	88,000.00	88,000.00	-	88,000.00
22021001	Refreshment & Meals	-	-	753,000.00	753,000.00	-	753,000.00
22021002	Honorarium & Sitting Allowance	-	-	810,000.00	810,000.00	-	810,000.00
22021003	Publicity & Advertisements	-	-	1,212,000.00	1,212,000.00	-	1,212,000.00
22021025	Other Miscellaneous Expenses	-	-	1,561,000.00	1,561,000.00	-	1,561,000.00
22021026	Monitoring and Evaluation Recurrent	-	-	753,000.00	753,000.00	-	753,000.00

Report of the Auditor General on the Accounts of Adamawa State Government for the year ended 31st December 2023

SCHEDULE OF RECURRENT EXPENDITURE CONTD.

Economic Code	Economic Description	Actual	Actual	Final Budget	Original Budget	Supplementary	Variance
		2022	2023	2023	2023	Budget 2023	2023
		₦	₦	₦	₦	₦	₦
22021027	Daily Rated Allowance	-	-	1,561,000.00	1,561,000.00	-	1,561,000.00
<b>OTHER RECURRENT COSTS Total</b>		-	-	<b>13,754,000.00</b>	<b>13,754,000.00</b>	-	<b>13,754,000.00</b>
<b>051700300100 - Adamawa State Universal Basic Education Board Total</b>		<b>16,960,403.41</b>	<b>7,105,158.81</b>	<b>105,950,000.00</b>	<b>105,950,000.00</b>	-	<b>98,844,841.19</b>
<b>051700800100 - Adamawa State Library Board</b>							
<b>PERSONNEL COST</b>							
21010101	Basic-Salary	96,217,629.27	96,781,301.03	98,633,000.00	98,633,000.00	-	1,851,698.97
21010103	Consolidated Revenue Fund Charge - Salaries	1,260,000.00	500,000.00	542,000.00	542,000.00	-	42,000.00
21020102	Housing/Rent Allowance	16,532,551.47	22,143,551.50	22,409,700.00	8,839,000.00	-	266,148.50
21020103	Transport Allowance	6,843,879.75	7,764,503.37	7,808,100.00	5,588,000.00	-	43,596.63
21020104	Meal Subsidy	1,285,853.77	1,537,816.48	1,544,500.00	1,207,000.00	-	6,683.52
21020105	Utility Allowance	4,245,018.11	4,034,352.69	4,300,000.00	4,300,000.00	-	265,647.31
21020106	Entertainment Allowance	35,821.08	100,063.46	101,400.00	37,000.00	-	1,336.54
21020107	Leave Allowance	6,356,449.00	9,001,409.00	9,909,000.00	9,909,000.00	-	907,591.00
21020108	Domestic Staff Allowance	1,300,980.96	3,397,005.84	3,438,900.00	1,306,000.00	-	41,894.16
21020111	Clinical Allowance	425,917.78	-	1,085,000.00	1,085,000.00	-	1,085,000.00
21020135	Furniture Allowance	13,066,316.35	14,470,157.92	14,496,000.00	13,182,000.00	-	25,842.08
21020145	Other Allowances and Benefits	9,439,733.53	11,800,000.00	16,811,000.00	16,811,000.00	-	5,011,000.00
<b>PERSONNEL COST Total</b>		<b>157,010,151.07</b>	<b>171,530,161.29</b>	<b>181,078,600.00</b>	<b>161,439,000.00</b>	-	<b>9,548,438.71</b>
<b>OTHER RECURRENT COSTS</b>							
22020101	Local Travel & Transport: Training	90,666.00	140,000.00	220,000.00	220,000.00	-	80,000.00
22020102	Local Travel & Transport: Others	74,000.00	250,000.00	250,600.00	220,000.00	-	600.00
22020201	Electricity Charges	33,500.00	158,000.00	158,900.00	115,000.00	-	900.00
22020203	Internet Access Charges	71,000.00	33,000.00	62,000.00	62,000.00	-	29,000.00
22020204	Satellite Broadcasting Access Charges	-	8,000.00	62,000.00	62,000.00	-	54,000.00
22020205	Water Rates	4,000.00	-	29,000.00	29,000.00	-	29,000.00
22020206	Sewerage Charges	4,000.00	-	-	-	-	-
22020301	Office Stationeries/Computer Consumables	21,000.00	20,000.00	31,000.00	31,000.00	-	11,000.00
22020304	Magazines & Periodicals	14,000.00	21,000.00	27,000.00	27,000.00	-	6,000.00
22020305	Printing of Non Security Documents	19,000.00	71,000.00	132,000.00	132,000.00	-	61,000.00
22020401	Maintenance of Motor Vehicle/Transport Equipment	60,500.00	67,000.00	71,000.00	71,000.00	-	4,000.00
22020402	Maintenance of Office Furniture	16,000.00	13,000.00	53,000.00	53,000.00	-	40,000.00
22020403	Maintenance of Office Building/Residential Qtrs	-	49,000.00	53,000.00	53,000.00	-	4,000.00
22020404	Maintenance of Office/IT Equipments	75,000.00	52,000.00	55,000.00	55,000.00	-	3,000.00
22020405	Maintenance of Plants/Generators	52,000.00	311,000.00	353,000.00	353,000.00	-	42,000.00
22020406	Other Maintenance Services	15,000.00	111,000.00	120,000.00	120,000.00	-	9,000.00
22020501	Local Training	27,000.00	95,000.00	95,700.00	62,000.00	-	700.00
22020502	International Training	-	19,000.00	40,000.00	40,000.00	-	21,000.00
22020601	Security Services	3,000.00	-	14,000.00	14,000.00	-	14,000.00
22020605	Cleaning & Fumigation Services	-	11,000.00	14,000.00	14,000.00	-	3,000.00
22020802	Other Transport Equipment Fuel Cost	20,000.00	10,000.00	31,000.00	31,000.00	-	21,000.00
22020803	Plant/Generator Fuel Cost	2,000.00	20,000.00	27,000.00	27,000.00	-	7,000.00
22020901	Bank Charges (Other Than Interest)	2,289.00	1,292.47	8,000.00	8,000.00	-	6,707.53
22021001	Refreshment & Meals	30,000.00	13,000.00	14,000.00	14,000.00	-	1,000.00

Report of the Auditor General on the Accounts of Adamawa State Government for the year ended 31st December 2023

SCHEDULE OF RECURRENT EXPENDITURE CONTD.

Economic Code	Economic Description	Actual	Actual	Final Budget	Original Budget	Supplementary Budget	Variance
		2022	2023	2023	2023	2023	2023
		₦	₦	₦	₦	₦	₦
22021002	Honorarium & Sitting Allowance	13,000.00	62,000.00	62,000.00	62,000.00	-	-
22021003	Publicity & Advertisements	-	-	9,000.00	9,000.00	-	9,000.00
22021006	Postages & Courier Services	-	-	18,000.00	18,000.00	-	18,000.00
22021007	Welfare Packages	13,000.00	91,000.00	264,000.00	264,000.00	-	173,000.00
22021023	Development Plan Preparation Expenses	40,000.00	24,000.00	44,000.00	44,000.00	-	20,000.00
22021025	Other Miscellaneous Expenses	574,500.00	261,000.00	878,000.00	878,000.00	-	617,000.00
22021027	Daily Rated Allowance	49,000.00	123,000.00	123,800.00	86,000.00	-	800.00
<b>OTHER RECURRENT COSTS Total</b>		<b>1,323,455.00</b>	<b>2,034,292.47</b>	<b>3,320,000.00</b>	<b>3,174,000.00</b>	<b>-</b>	<b>1,285,707.53</b>
<b>051700800100 - Adamawa State Library Board Total</b>		<b>158,333,606.07</b>	<b>173,564,453.76</b>	<b>184,398,600.00</b>	<b>164,613,000.00</b>	<b>-</b>	<b>10,834,146.24</b>
<b>051700900100 - Adamawa State Mass Education Board (ADSMEB)</b>							
<b>PERSONNEL COST</b>							
21010101	Basic-Salary	61,148,084.77	60,179,313.34	65,245,000.00	65,245,000.00	-	5,065,686.66
21010103	Consolidated Revenue Fund Charge - Salaries	3,093,164.88	1,552,352.88	1,563,600.00	994,000.00	-	11,247.13
21020102	Housing/Rent Allowance	10,530,637.59	13,626,906.32	13,791,100.00	5,420,000.00	-	164,193.68
21020103	Transport Allowance	3,058,047.66	3,836,480.26	3,870,400.00	2,142,000.00	-	33,919.74
21020104	Meal Subsidy	560,059.17	549,897.30	550,100.00	543,000.00	-	202.70
21020105	Utility Allowance	2,237,187.87	2,164,108.61	2,286,000.00	2,286,000.00	-	121,891.39
21020106	Entertainment Allowance	228,123.09	352,614.22	355,100.00	230,000.00	-	2,485.78
21020107	Leave Allowance	5,668,355.18	5,502,450.00	6,303,000.00	6,303,000.00	-	800,550.00
21020108	Domestic Staff Allowance	7,522,607.65	11,242,527.22	11,316,100.00	7,568,000.00	-	73,572.78
21020111	Clinical Allowance	112,825.00	-	426,000.00	426,000.00	-	426,000.00
21020114	Teaching Allowance	2,411,367.86	7,481,378.27	7,566,100.00	3,250,000.00	-	84,721.73
21020127	UniForm Allowance	2,372,478.37	-	4,498,000.00	4,498,000.00	-	4,498,000.00
21020135	Furniture Allowance	10,664,930.87	10,558,826.50	10,745,000.00	10,745,000.00	-	186,173.50
21020145	Other Allowances and Benefits	7,055,226.31	5,710,000.00	14,432,000.00	14,432,000.00	-	8,722,000.00
<b>PERSONNEL COST Total</b>		<b>116,663,096.27</b>	<b>122,756,854.92</b>	<b>142,947,500.00</b>	<b>124,082,000.00</b>	<b>-</b>	<b>20,190,645.09</b>
<b>OTHER RECURRENT COSTS</b>							
22020101	Local Travel & Transport: Training	60,000.00	204,000.00	220,000.00	220,000.00	-	16,000.00
22020105	Hotel Accommodation - Local	-	-	88,000.00	88,000.00	-	88,000.00
22020201	Electricity Charges	-	10,000.00	71,000.00	71,000.00	-	61,000.00
22020205	Water Rates	11,000.00	-	27,000.00	27,000.00	-	27,000.00
22020305	Printing of Non Security Documents	15,000.00	25,000.00	44,000.00	44,000.00	-	19,000.00
22020306	Printing of Security Documents	20,000.00	-	44,000.00	44,000.00	-	44,000.00
22020310	Teaching Aids/Instruction Materials	-	47,000.00	71,000.00	71,000.00	-	24,000.00
22020312	Other Materials and Supplies	63,000.00	36,500.00	44,000.00	44,000.00	-	7,500.00
22020401	Maintenance of Motor Vehicle/Transport Equipment	-	65,000.00	88,000.00	88,000.00	-	23,000.00
22020402	Maintenance of Office Furniture	-	-	88,000.00	88,000.00	-	88,000.00
22020403	Maintenance of Office Building/Residential Qtrs	-	51,000.00	88,000.00	88,000.00	-	37,000.00
22020404	Maintenance of Office/IT Equipments	-	14,000.00	44,000.00	44,000.00	-	30,000.00
22020406	Other Maintenance Services	46,000.00	53,000.00	132,000.00	132,000.00	-	79,000.00
22020501	Local Training	-	40,000.00	44,000.00	44,000.00	-	4,000.00
22020601	Security Services	-	-	790,000.00	790,000.00	-	790,000.00
22020605	Cleaning & Fumigation Services	14,000.00	10,000.00	18,000.00	18,000.00	-	8,000.00

Report of the Auditor General on the Accounts of Adamawa State Government for the year ended 31st December 2023

SCHEDULE OF RECURRENT EXPENDITURE CONTD.

Economic Code	Economic Description	Actual	Actual	Final Budget	Original Budget	Supplementary	Variance
		2022	2023	2023	2023	Budget	2023
		₦	₦	₦	₦	₦	₦
22020801	Motor Vehicle Fuel Cost	150,000.00	65,000.00	88,000.00	88,000.00	-	23,000.00
22020802	Other Transport Equipment Fuel Cost	-	50,000.00	53,000.00	53,000.00	-	3,000.00
22020803	Plant/Generator Fuel Cost	68,000.00	70,000.00	88,000.00	88,000.00	-	18,000.00
22020901	Bank Charges (Other Than Interest)	1,431.90	2,410.50	18,000.00	18,000.00	-	15,589.50
22021001	Refreshment & Meals	55,000.00	10,000.00	71,000.00	71,000.00	-	61,000.00
22021002	Honorarium & Sitting Allowance	-	-	88,000.00	88,000.00	-	88,000.00
22021003	Publicity & Advertisements	-	-	44,000.00	44,000.00	-	44,000.00
22021004	Medical Expenses-Local	-	-	88,000.00	88,000.00	-	88,000.00
22021007	Welfare Packages	53,500.00	62,000.00	158,000.00	158,000.00	-	96,000.00
22021023	Development Plan Preparation Expenses	-	-	44,000.00	44,000.00	-	44,000.00
22021027	Daily Rated Allowance	915,000.00	1,130,000.00	1,537,000.00	1,537,000.00	-	407,000.00
<b>OTHER RECURRENT COSTS Total</b>		<b>1,471,931.90</b>	<b>1,944,910.50</b>	<b>4,178,000.00</b>	<b>4,178,000.00</b>	<b>-</b>	<b>2,233,089.50</b>
<b>051700900100 - Adamawa State Mass Education Board (ADSMEB) Total</b>		<b>118,135,028.17</b>	<b>124,701,765.42</b>	<b>147,125,500.00</b>	<b>128,260,000.00</b>	<b>-</b>	<b>22,423,734.59</b>
<b>051705100100 - Post Primary Schools Mgt Board</b>							
<b>PERSONNEL COST</b>							
21010101	Basic-Salary	5,282,389,827.98	5,574,041,529.35	5,581,624,500.00	5,194,897,000.00	-	7,582,970.65
21010103	Consolidated Revenue Fund Charge - Salaries	1,171,994.58	500,000.00	503,400.00	332,000.00	-	3,400.00
21020102	Housing/Rent Allowance	892,475,053.89	1,270,601,195.04	1,290,337,300.00	283,800,000.00	-	19,736,104.96
21020103	Transport Allowance	272,171,205.28	418,294,541.63	424,536,300.00	106,210,000.00	-	6,241,758.37
21020104	Meal Subsidy	46,679,318.20	74,133,334.85	74,776,300.00	41,987,000.00	-	642,965.15
21020105	Utility Allowance	216,555,344.02	223,634,189.21	224,355,900.00	187,553,000.00	-	721,710.79
21020106	Entertainment Allowance	9,199,760.76	9,217,812.39	9,241,600.00	8,029,000.00	-	23,787.61
21020107	Leave Allowance	442,111,977.28	466,604,255.00	466,782,500.00	457,694,000.00	-	178,245.00
21020108	Domestic Staff Allowance	276,528,800.86	287,961,191.71	288,920,000.00	240,023,000.00	-	958,808.29
21020109	Shift Allowance	315,347.12	113,217.33	2,024,000.00	2,024,000.00	-	1,910,782.67
21020110	Call Duty Allowance	99,032.68	63,556.68	8,744,000.00	8,744,000.00	-	8,680,443.32
21020111	Clinical Allowance	18,897,374.35	-	45,337,000.00	45,337,000.00	-	45,337,000.00
21020112	Harzard Allowance	6,329,639.50	47,000.00	48,000.00	-	-	1,000.00
21020114	Teaching Allowance	470,276,243.63	1,031,913,038.51	1,050,818,000.00	86,667,000.00	-	18,904,961.49
21020118	Siwes Allowance	-	134,665.80	137,400.00	-	-	2,734.20
21020119	Field Allowance	20,199.87	134,665.80	137,400.00	-	-	2,734.20
21020120	Journal Allowance	265,172.46	194,728.16	196,800.00	95,000.00	-	2,071.84
21020121	Wieghing Allowance	70,699.50	-	-	-	-	-
21020123	Responsibility Allowance	235,534.61	296,004.00	1,420,000.00	1,420,000.00	-	1,123,996.00
21020127	UniForm Allowance	254,393,057.11	-	609,126,000.00	609,126,000.00	-	609,126,000.00
21020130	Special Allowance	20,199.87	-	-	-	-	-
21020135	Furniture Allowance	1,022,324,534.15	1,080,267,684.42	1,084,295,500.00	878,881,000.00	-	4,027,815.58
21020137	Driver's Allowance	361,301.52	973,640.57	990,900.00	112,000.00	-	17,259.43
21020138	Admin Allowance	363,962.06	324,546.81	393,000.00	393,000.00	-	68,453.19
21020140	Academic Allowance	-	605,995.80	618,200.00	-	-	12,204.20
21020145	Other Allowances and Benefits	698,963,504.32	691,397,559.00	729,297,000.00	1,229,297,000.00	-	37,899,441.00
<b>PERSONNEL COST Total</b>		<b>9,912,219,085.60</b>	<b>11,131,454,352.06</b>	<b>11,894,661,000.00</b>	<b>9,382,621,000.00</b>	<b>-</b>	<b>763,206,647.94</b>
<b>OTHER RECURRENT COSTS</b>							

Report of the Auditor General on the Accounts of Adamawa State Government for the year ended 31st December 2023

SCHEDULE OF RECURRENT EXPENDITURE CONTD.

Economic Code	Economic Description	Actual	Actual	Final Budget	Original Budget	Supplementary	Variance
		2022	2023	2023	2023	Budget	2023
		₦	₦	₦	₦	₦	₦
22020101	Local Travel & Transport: Training	24,098,864.00	7,353,929.00	7,393,400.00	5,384,000.00	-	39,471.00
22020102	Local Travel & Transport: Others	20,000.00	4,080,001.00	4,140,900.00	1,036,000.00	-	60,899.00
22020103	International Travel & Transport: Training	-	-	2,388,000.00	2,388,000.00	-	2,388,000.00
22020105	Hotel Accommodation - Local	-	-	1,931,000.00	1,931,000.00	-	1,931,000.00
22020201	Electricity Charges	85,751.59	-	1,317,000.00	1,317,000.00	-	1,317,000.00
22020202	Telephone Charges	-	-	176,000.00	176,000.00	-	176,000.00
22020203	Internet Access Charges	37,000.00	-	176,000.00	176,000.00	-	176,000.00
22020205	Water Rates	59,000.00	68,000.00	439,000.00	439,000.00	-	371,000.00
22020301	Office Stationeries/Computer Consumables	3,047,000.00	140,500.00	439,000.00	439,000.00	-	298,500.00
22020302	Books	166,150.00	3,700.00	293,000.00	293,000.00	-	289,300.00
22020305	Printing of Non Security Documents	84,879,500.00	50,116,498.62	60,713,000.00	60,713,000.00	-	10,596,501.38
22020306	Printing of Security Documents	50,000.00	89,000.00	439,000.00	439,000.00	-	350,000.00
22020307	Drugs/Laboratory/Medical Supplies	-	-	439,000.00	439,000.00	-	439,000.00
22020308	Field & Camping Materials Supplies	125,280.00	-	221,000.00	221,000.00	-	221,000.00
22020309	UniForms & Other Clothing	784,000.00	-	351,000.00	351,000.00	-	351,000.00
22020310	Teaching Aids/Instruction Materials	200,000.00	-	439,000.00	439,000.00	-	439,000.00
22020311	Food Stuff/Catering Materials Supplies	25,000.00	155,000.00	439,000.00	439,000.00	-	284,000.00
22020312	Other Materials and Supplies	99,241,162.50	11,083,553.75	21,992,000.00	21,992,000.00	-	10,908,446.25
22020313	Chemical and Reagents Materials Supplies	560,000.00	15,000.00	983,000.00	983,000.00	-	968,000.00
22020401	Maintenance of Motor Vehicle/Transport Equipment	594,700.00	590,680.00	599,000.00	176,000.00	-	8,320.00
22020402	Maintenance of Office Furniture	356,000.00	583,000.00	585,900.00	439,000.00	-	2,900.00
22020403	Maintenance of Office Building/Residential Qtrs	885,190.00	688,600.00	693,600.00	439,000.00	-	5,000.00
22020404	Maintenance of Office/IT Equipments	158,400.00	833,000.00	840,900.00	439,000.00	-	7,900.00
22020405	Maintenance of Plants/Generators	1,040,600.00	368,000.00	439,000.00	439,000.00	-	71,000.00
22020406	Other Maintenance Services	422,296.14	447,000.00	1,755,000.00	1,755,000.00	-	1,308,000.00
22020501	Local Training	-	45,600.00	755,000.00	755,000.00	-	709,400.00
22020601	Security Services	285,000.00	8,000.00	949,000.00	949,000.00	-	941,000.00
22020603	Residential Rent	15,000.00	-	27,000.00	27,000.00	-	27,000.00
22020604	Security Vote (Including Operations)	-	-	755,000.00	755,000.00	-	755,000.00
22020605	Cleaning & Fumigation Services	1,106,000.00	-	176,000.00	176,000.00	-	176,000.00
22020701	Financial Consulting	465,267.87	280,021.52	702,000.00	702,000.00	-	421,978.48
22020702	Information Technology Consulting	23,000.00	-	439,000.00	439,000.00	-	439,000.00
22020706	Surveying Services	-	-	308,000.00	308,000.00	-	308,000.00
22020801	Motor Vehicle Fuel Cost	710,350.00	530,190.00	1,404,000.00	1,404,000.00	-	873,810.00
22020802	Other Transport Equipment Fuel Cost	30,000.00	367,900.00	633,000.00	633,000.00	-	265,100.00
22020803	Plant/Generator Fuel Cost	483,698.00	793,000.00	801,900.00	351,000.00	-	8,900.00
22020806	Cooking Gas/Fuel Cost	201,250.00	405,000.00	406,100.00	351,000.00	-	1,100.00
22020901	Bank Charges (Other Than Interest)	12,871.30	394,814.88	402,300.00	23,000.00	-	7,485.12
22021001	Refreshment & Meals	470,733,300.00	604,368,851.12	816,167,000.00	816,167,000.00	-	211,798,148.88
22021002	Honorarium & Sitting Allowance	290,000.00	50,000.00	509,000.00	509,000.00	-	459,000.00
22021003	Publicity & Advertisements	95,525.00	184,900.00	264,000.00	264,000.00	-	79,100.00
22021004	Medical Expenses-Local	-	-	44,000.00	44,000.00	-	44,000.00
22021006	Postages & Courier Services	-	-	439,000.00	439,000.00	-	439,000.00
22021007	Welfare Packages	371,000.00	850,000.00	2,194,000.00	2,194,000.00	-	1,344,000.00
22021008	Subscription to Professional Bodies	-	-	439,000.00	439,000.00	-	439,000.00
22021009	Sporting Activities	370,000.00	-	615,000.00	615,000.00	-	615,000.00

Report of the Auditor General on the Accounts of Adamawa State Government for the year ended 31st December 2023

SCHEDULE OF RECURRENT EXPENDITURE CONTD.

Economic Code	Economic Description	Actual	Actual	Final Budget	Original Budget	Supplementary Budget	Variance
		2022	2023	2023	2023	2023	2023
		₦	₦	₦	₦	₦	₦
22021010	Direct Teaching & Laboratory Cost	3,667,100.00	-	437,000.00	437,000.00	-	437,000.00
22021014	Budget Preparation Expensis	30,000.00	122,500.00	878,000.00	878,000.00	-	755,500.00
22021021	Special Days/Celebrations	100,000.00	-	510,000.00	510,000.00	-	510,000.00
22021023	Development Plan Preparation Expenses	-	-	1,317,000.00	1,317,000.00	-	1,317,000.00
22021024	Final Accounts Preparation Expenses	50,000.00	-	88,000.00	88,000.00	-	88,000.00
22021025	Other Miscellaneous Expenses	-	24,958,950.00	25,070,400.00	19,388,000.00	-	111,450.00
22021027	Daily Rated Allowance	1,390,000.00	1,390,000.00	2,194,000.00	2,194,000.00	-	804,000.00
<b>OTHER RECURRENT COSTS Total</b>		<b>697,265,256.40</b>	<b>711,365,189.89</b>	<b>968,546,400.00</b>	<b>955,638,000.00</b>	<b>-</b>	<b>257,181,210.11</b>
<b>051705100100 - Post Primary Schools Mgt Board Total</b>		<b>10,609,484,342.00</b>	<b>11,842,819,541.95</b>	<b>12,863,207,400.00</b>	<b>10,338,259,000.00</b>	<b>-</b>	<b>1,020,387,858.05</b>
<b>051706400100 - Education Resource Centre</b>							
<b>PERSONNEL COST</b>							
21010101	Basic-Salary	6,429,811.44	6,026,137.53	7,248,000.00	7,248,000.00	-	1,221,862.47
21020102	Housing/Rent Allowance	1,102,682.87	1,378,779.13	1,395,000.00	569,000.00	-	16,220.87
21020103	Transport Allowance	345,519.78	408,563.17	411,800.00	250,000.00	-	3,236.83
21020104	Meal Subsidy	62,862.82	63,700.08	63,800.00	59,000.00	-	99.92
21020105	Utility Allowance	246,563.33	224,732.47	252,000.00	252,000.00	-	27,267.53
21020106	Entertainment Allowance	26,151.01	27,146.04	29,000.00	29,000.00	-	1,853.96
21020107	Leave Allowance	528,910.00	594,662.00	613,000.00	613,000.00	-	18,338.00
21020108	Domestic Staff Allowance	831,182.28	867,320.64	871,000.00	871,000.00	-	3,679.36
21020111	Clinical Allowance	12,485.71	-	48,000.00	48,000.00	-	48,000.00
21020112	Harzard Allowance	-	-	553,000.00	553,000.00	-	553,000.00
21020114	Teaching Allowance	452,343.36	904,686.72	922,800.00	-	-	18,113.28
21020121	Wieghing Allowance	457,862.17	414,024.36	496,000.00	496,000.00	-	81,975.64
21020127	UniForm Allowance	301,562.24	-	568,000.00	568,000.00	-	568,000.00
21020135	Furniture Allowance	1,086,466.44	1,091,132.40	1,091,200.00	1,091,000.00	-	67.60
21020145	Other Allowances and Benefits	632,010.30	600,000.00	1,476,000.00	1,476,000.00	-	876,000.00
<b>PERSONNEL COST Total</b>		<b>12,516,413.75</b>	<b>12,600,884.54</b>	<b>16,038,600.00</b>	<b>14,123,000.00</b>	<b>-</b>	<b>3,437,715.46</b>
<b>OTHER RECURRENT COSTS</b>							
22020105	Hotel Accommodation - Local	19,200.00	-	-	-	-	-
22020201	Electricity Charges	3,500.00	48,900.00	49,800.00	6,000.00	-	900.00
22020203	Internet Access Charges	23,550.00	20,000.00	33,000.00	33,000.00	-	13,000.00
22020301	Office Stationeries/Computer Consumables	42,500.00	25,000.00	50,000.00	50,000.00	-	25,000.00
22020305	Printing of Non Security Documents	93,470.00	506,257.29	512,900.00	179,000.00	-	6,642.71
22020306	Printing of Security Documents	67,600.00	304,320.00	308,100.00	119,000.00	-	3,780.00
22020401	Maintenance of Motor Vehicle/Transport Equipment	12,000.00	85,000.00	86,300.00	23,000.00	-	1,300.00
22020402	Maintenance of Office Furniture	41,300.00	30,000.00	57,000.00	57,000.00	-	27,000.00
22020404	Maintenance of Office/IT Equipments	420,750.00	83,300.00	620,000.00	620,000.00	-	536,700.00
22020405	Maintenance of Plants/Generators	8,000.00	120,000.00	122,100.00	16,000.00	-	2,100.00
22020406	Other Maintenance Services	119,500.00	348,000.00	351,000.00	200,000.00	-	3,000.00
22020501	Local Training	5,000.00	-	10,000.00	10,000.00	-	10,000.00
22020601	Security Services	13,400.00	9,000.00	27,000.00	27,000.00	-	18,000.00
22020802	Other Transport Equipment Fuel Cost	1,000.00	137,000.00	139,700.00	3,000.00	-	2,700.00
22020901	Bank Charges (Other Than Interest)	5,170.75	70,670.04	72,000.00	6,000.00	-	1,329.96

Report of the Auditor General on the Accounts of Adamawa State Government for the year ended 31st December 2023

SCHEDULE OF RECURRENT EXPENDITURE CONTD.

Economic Code	Economic Description	Actual	Actual	Final Budget	Original Budget	Supplementary Budget	Variance
		2022	2023	2023	2023	2023	2023
		₦	₦	₦	₦	₦	₦
22021001	Refreshment & Meals	132,500.00	75,000.00	253,000.00	253,000.00	-	178,000.00
22021004	Medical Expenses-Local	313,550.00	400,000.00	401,500.00	326,000.00	-	1,500.00
22021005	Services and School Fees Payment	-	-	55,034,000.00	55,034,000.00	-	55,034,000.00
22021006	Postages & Courier Services	85,000.00	40,000.00	163,000.00	163,000.00	-	123,000.00
22021007	Welfare Packages	425,500.00	1,032,220.00	1,035,400.00	878,000.00	-	3,180.00
22021025	Other Miscellaneous Expenses	200,600.00	54,159,342.00	55,119,700.00	6,143,000.00	-	960,358.00
22021027	Daily Rated Allowance	970,000.00	1,222,000.00	1,320,000.00	1,320,000.00	-	98,000.00
<b>OTHER RECURRENT COSTS Total</b>		<b>3,003,090.75</b>	<b>58,716,009.33</b>	<b>115,765,500.00</b>	<b>65,466,000.00</b>	<b>-</b>	<b>57,049,490.67</b>
<b>051706400100 - Education Resource Centre Total</b>		<b>15,519,504.50</b>	<b>71,316,893.87</b>	<b>131,804,100.00</b>	<b>79,589,000.00</b>	<b>-</b>	<b>60,487,206.13</b>
<b>052100100100 - Ministry of Health and Human Services</b>							
<b>PERSONNEL COST</b>							
21010101	Basic-Salary	180,360,999.03	172,940,358.39	206,071,000.00	206,071,000.00	-	33,130,641.61
21010103	Consolidated Revenue Fund Charge - Salaries	7,305,785.21	5,647,440.63	5,705,500.00	2,745,000.00	-	58,059.38
21020102	Housing/Rent Allowance	180,556.35	197,190.00	199,200.00	100,000.00	-	2,010.00
21020103	Transport Allowance	67,721.05	59,000.16	59,200.00	54,000.00	-	199.84
21020104	Meal Subsidy	11,765.45	10,713.00	13,000.00	13,000.00	-	2,287.00
21020105	Utility Allowance	40,623.63	29,903.76	45,000.00	45,000.00	-	15,096.24
21020107	Leave Allowance	78,913.00	86,184.00	113,000.00	113,000.00	-	26,816.00
21020109	Shift Allowance	1,672,925.60	2,547,906.40	2,575,900.00	1,150,000.00	-	27,993.60
21020110	Call Duty Allowance	365,897.40	676,297.40	682,500.00	371,000.00	-	6,202.60
21020111	Clinical Allowance	1,371,022.61	-	3,131,000.00	3,131,000.00	-	3,131,000.00
21020112	Harzard Allowance	2,744,954.16	4,009,681.24	4,046,600.00	2,167,000.00	-	36,918.76
21020118	Siwes Allowance	636,191.85	-	1,616,000.00	1,616,000.00	-	1,616,000.00
21020119	Field Allowance	212,063.95	-	-	-	-	-
21020123	Responsibility Allowance	165,699.28	-	413,000.00	413,000.00	-	413,000.00
21020125	Student Nurses Allowance	13,500.00	-	21,000.00	21,000.00	-	21,000.00
21020135	Furniture Allowance	114,912.56	172,368.84	174,000.00	174,000.00	-	1,631.16
21020145	Other Allowances and Benefits	1,521,406.75	4,320,000.00	4,386,100.00	1,017,000.00	-	66,100.00
<b>PERSONNEL COST Total</b>		<b>196,864,937.88</b>	<b>190,697,043.82</b>	<b>229,252,000.00</b>	<b>219,201,000.00</b>	<b>-</b>	<b>38,554,956.19</b>
<b>OTHER RECURRENT COSTS</b>							
22020101	Local Travel & Transport: Training	-	5,149,500.00	5,217,400.00	1,755,000.00	-	67,900.00
22020102	Local Travel & Transport: Others	3,542,020.00	1,736,000.00	1,755,000.00	1,755,000.00	-	19,000.00
22020103	International Travel & Transport: Training	4,238,000.00	408,000.00	4,388,000.00	4,388,000.00	-	3,980,000.00
22020104	International Travel & Transport: Others	50,000.00	1,715,500.00	1,755,000.00	1,755,000.00	-	39,500.00
22020201	Electricity Charges	-	504,000.00	504,000.00	504,000.00	-	-
22020203	Internet Access Charges	322,000.00	430,000.00	439,000.00	439,000.00	-	9,000.00
22020204	Satellite Broadcasting Access Charges	60,000.00	240,000.00	242,200.00	132,000.00	-	2,200.00
22020209	Other Utility Charges	271,000.00	313,000.00	347,000.00	347,000.00	-	34,000.00
22020301	Office Stationeries/Computer Consumables	816,968.15	817,500.00	871,000.00	871,000.00	-	53,500.00
22020305	Printing of Non Security Documents	111,100.00	328,000.00	328,000.00	328,000.00	-	-
22020312	Other Materials and Supplies	841,500.00	637,150.00	871,000.00	871,000.00	-	233,850.00
22020401	Maintenance of Motor Vehicle/Transport Equipment	732,100.00	4,472,000.00	4,563,000.00	4,563,000.00	-	91,000.00
22020403	Maintenance of Office Building/Residential Qtrs	74,700.00	1,006,000.00	1,007,000.00	1,007,000.00	-	1,000.00



Report of the Auditor General on the Accounts of Adamawa State Government for the year ended 31st December 2023

SCHEDULE OF RECURRENT EXPENDITURE CONTD.

Economic Code	Economic Description	Actual	Actual	Final Budget	Original Budget	Supplementary	Variance
		2022	2023	2023	2023	Budget	2023
		₦	₦	₦	₦	₦	₦
22020404	Maintenance of Office/IT Equipments	1,550,500.00	2,445,300.00	2,633,000.00	2,633,000.00	-	187,700.00
22020405	Maintenance of Plants/Generators	542,500.00	824,600.00	878,000.00	878,000.00	-	53,400.00
22020406	Other Maintenance Services	852,350.00	832,000.00	878,000.00	878,000.00	-	46,000.00
22020501	Local Training	41,000.00	434,500.00	439,000.00	439,000.00	-	4,500.00
22020502	International Training	-	1,688,000.00	1,741,000.00	1,741,000.00	-	53,000.00
22020504	Seminars/Workshop and Conferences	-	300,000.00	654,000.00	654,000.00	-	354,000.00
22020601	Security Services	300,000.00	220,000.00	264,000.00	264,000.00	-	44,000.00
22020605	Cleaning & Fumigation Services	150,000.00	123,000.00	132,000.00	132,000.00	-	9,000.00
22020701	Financial Consulting	-	130,000.00	137,000.00	137,000.00	-	7,000.00
22020703	Legal Services	-	878,000.00	878,000.00	878,000.00	-	-
22020709	Other Consulting Services	-	-	132,000.00	132,000.00	-	132,000.00
22020801	Motor Vehicle Fuel Cost	1,181,728.00	1,648,500.00	1,755,000.00	1,755,000.00	-	106,500.00
22020802	Other Transport Equipment Fuel Cost	711,272.00	615,000.00	654,000.00	654,000.00	-	39,000.00
22020803	Plant/Generator Fuel Cost	87,500.00	250,000.00	263,000.00	263,000.00	-	13,000.00
22020901	Bank Charges (Other Than Interest)	1,689.10	120,641.02	527,000.00	527,000.00	-	406,358.98
22021001	Refreshment & Meals	280,255.00	315,400.00	316,500.00	263,000.00	-	1,100.00
22021003	Publicity & Advertisements	120,000.00	430,000.00	439,000.00	439,000.00	-	9,000.00
22021004	Medical Expenses-Local	49,850,840.00	51,474,976.00	51,627,000.00	43,875,000.00	-	152,024.00
22021006	Postages & Courier Services	-	-	44,000.00	44,000.00	-	44,000.00
22021007	Welfare Packages	1,184,000.00	1,614,950.00	1,755,000.00	1,755,000.00	-	140,050.00
22021008	Subscription to Professional Bodies	-	300,000.00	436,000.00	436,000.00	-	136,000.00
22021023	Development Plan Preparation Expenses	189,000.00	1,524,000.00	1,755,000.00	1,755,000.00	-	231,000.00
22021025	Other Miscellaneous Expenses	340,000.00	7,661,300.00	7,790,700.00	1,194,000.00	-	129,400.00
22021027	Daily Rated Allowance	3,660,000.00	6,079,000.00	6,123,400.00	3,861,000.00	-	44,400.00
<b>OTHER RECURRENT COSTS Total</b>		<b>72,102,022.25</b>	<b>97,665,817.02</b>	<b>104,539,200.00</b>	<b>84,302,000.00</b>	<b>-</b>	<b>6,873,382.98</b>
<b>052100100100 - Ministry of Health and Human Services Total</b>		<b>268,966,960.13</b>	<b>288,362,860.84</b>	<b>333,791,200.00</b>	<b>303,503,000.00</b>	<b>-</b>	<b>45,428,339.17</b>
<b>052100200100 - Adamawa State Contributory Health Management Agency</b>							
<b>OTHER RECURRENT COSTS</b>							
22020101	Local Travel & Transport: Training	70,000.00	29,120.00	1,317,000.00	1,317,000.00	-	1,287,880.00
22020105	Hotel Accommodation - Local	-	-	264,000.00	264,000.00	-	264,000.00
22020109	Per-Diem/Estacodes	-	-	615,000.00	615,000.00	-	615,000.00
22020201	Electricity Charges	-	-	88,000.00	88,000.00	-	88,000.00
22020202	Telephone Charges	-	-	44,000.00	44,000.00	-	44,000.00
22020203	Internet Access Charges	85,000.00	40,000.00	88,000.00	88,000.00	-	48,000.00
22020204	Satellite Broadcasting Access Charges	-	-	88,000.00	88,000.00	-	88,000.00
22020205	Water Rates	10,000.00	-	25,000.00	25,000.00	-	25,000.00
22020209	Other Utility Charges	-	-	176,000.00	176,000.00	-	176,000.00
22020301	Office Stationeries/Computer Consumables	192,000.00	426,700.00	1,317,000.00	1,317,000.00	-	890,300.00
22020302	Books	-	-	94,000.00	94,000.00	-	94,000.00
22020305	Printing of Non Security Documents	2,460.00	-	176,000.00	176,000.00	-	176,000.00
22020306	Printing of Security Documents	-	-	88,000.00	88,000.00	-	88,000.00
22020312	Other Materials and Supplies	-	-	93,000.00	93,000.00	-	93,000.00
22020401	Maintenance of Motor Vehicle/Transport Equipment	-	54,500.00	439,000.00	439,000.00	-	384,500.00
22020402	Maintenance of Office Furniture	12,000.00	-	176,000.00	176,000.00	-	176,000.00

Report of the Auditor General on the Accounts of Adamawa State Government for the year ended 31st December 2023

SCHEDULE OF RECURRENT EXPENDITURE CONTD.

Economic Code	Economic Description	Actual	Actual	Final Budget	Original Budget	Supplementary Budget	Variance
		2022	2023	2023	2023	2023	2023
		₦	₦	₦	₦	₦	₦
22020403	Maintenance of Office Building/Residential Qtrs	-	52,000.00	176,000.00	176,000.00	-	124,000.00
22020404	Maintenance of Office/IT Equipments	151,500.00	90,000.00	264,000.00	264,000.00	-	174,000.00
22020405	Maintenance of Plants/Generators	-	75,000.00	264,000.00	264,000.00	-	189,000.00
22020406	Other Maintenance Services	5,000.00	-	141,000.00	141,000.00	-	141,000.00
22020501	Local Training	-	-	176,000.00	176,000.00	-	176,000.00
22020801	Motor Vehicle Fuel Cost	92,000.00	270,000.00	527,000.00	527,000.00	-	257,000.00
22020802	Other Transport Equipment Fuel Cost	-	-	88,000.00	88,000.00	-	88,000.00
22020803	Plant/Generator Fuel Cost	40,000.00	80,000.00	615,000.00	615,000.00	-	535,000.00
22020901	Bank Charges (Other Than Interest)	3,168.00	4,031.83	88,000.00	88,000.00	-	83,968.17
22021001	Refreshment & Meals	185,000.00	50,000.00	483,000.00	483,000.00	-	433,000.00
22021002	Honorarium & Sitting Allowance	10,000.00	-	439,000.00	439,000.00	-	439,000.00
22021003	Publicity & Advertisements	-	-	88,000.00	88,000.00	-	88,000.00
22021004	Medical Expenses-Local	-	-	176,000.00	176,000.00	-	176,000.00
22021006	Postages & Courier Services	-	-	88,000.00	88,000.00	-	88,000.00
22021007	Welfare Packages	203,284.67	-	439,000.00	439,000.00	-	439,000.00
22021008	Subscription to Professional Bodies	-	-	264,000.00	264,000.00	-	264,000.00
22021023	Development Plan Preparation Expenses	50,000.00	30,000.00	88,000.00	88,000.00	-	58,000.00
22021025	Other Miscellaneous Expenses	90,000.00	336,000.00	100,000,000.00	1,000,000,000.00	-	99,664,000.00
22021027	Daily Rated Allowance	985,000.00	745,000.00	1,053,000.00	1,053,000.00	-	308,000.00
<b>OTHER RECURRENT COSTS Total</b>		<b>2,186,412.67</b>	<b>2,282,351.83</b>	<b>110,545,000.00</b>	<b>1,010,545,000.00</b>	<b>-</b>	<b>108,262,648.17</b>
<b>052100200100 - Adamawa State Contributory Health Management Agency Total</b>		<b>2,186,412.67</b>	<b>2,282,351.83</b>	<b>110,545,000.00</b>	<b>1,010,545,000.00</b>	<b>-</b>	<b>108,262,648.17</b>
<b>052100300100 - Primary Health Care Development Agency</b>							
<b>PERSONNEL COST</b>							
21010101	Basic-Salary	56,988,972.00	53,299,570.59	58,654,000.00	58,654,000.00	-	5,354,429.41
21010103	Consolidated Revenue Fund Charge - Salaries	5,908,316.86	9,863,370.89	10,017,200.00	2,173,000.00	-	153,829.11
21020102	Housing/Rent Allowance	-	-	402,000.00	402,000.00	-	402,000.00
21020103	Transport Allowance	206,070.56	-	145,000.00	145,000.00	-	145,000.00
21020105	Utility Allowance	-	-	78,000.00	78,000.00	-	78,000.00
21020107	Leave Allowance	61,956.00	13,768.00	228,000.00	228,000.00	-	214,232.00
21020109	Shift Allowance	2,149,304.28	2,863,514.26	2,899,600.00	1,060,000.00	-	36,085.74
21020110	Call Duty Allowance	1,757,135.52	292,855.92	1,543,000.00	1,543,000.00	-	1,250,144.08
21020111	Clinical Allowance	401,250.00	-	763,000.00	763,000.00	-	763,000.00
21020112	Harzard Allowance	798,750.00	1,078,241.65	1,099,900.00	-	-	21,658.35
21020118	Siwes Allowance	682,863.00	-	1,713,000.00	1,713,000.00	-	1,713,000.00
21020123	Responsibility Allowance	206,070.56	-	311,000.00	311,000.00	-	311,000.00
21020135	Furniture Allowance	-	-	314,000.00	314,000.00	-	314,000.00
21020145	Other Allowances and Benefits	618,211.68	1,160,000.00	1,170,800.00	621,000.00	-	10,800.00
<b>PERSONNEL COST Total</b>		<b>69,778,900.46</b>	<b>68,571,321.31</b>	<b>79,338,500.00</b>	<b>68,005,000.00</b>	<b>-</b>	<b>10,767,178.69</b>
<b>OTHER RECURRENT COSTS</b>							
22020101	Local Travel & Transport: Training	-	190,501.00	439,000.00	439,000.00	-	248,499.00
22020102	Local Travel & Transport: Others	282,400.00	171,250.00	439,000.00	439,000.00	-	267,750.00
22020103	International Travel & Transport: Training	-	-	439,000.00	439,000.00	-	439,000.00
22020105	Hotel Accommodation - Local	-	-	264,000.00	264,000.00	-	264,000.00

Report of the Auditor General on the Accounts of Adamawa State Government for the year ended 31st December 2023

SCHEDULE OF RECURRENT EXPENDITURE CONTD.

Economic Code	Economic Description	Actual	Actual	Final Budget	Original Budget	Supplementary Budget	Variance
		2022	2023	2023	2023	2023	2023
		₦	₦	₦	₦	₦	₦
22020301	Office Stationeries/Computer Consumables	520,000.00	867,000.00	878,000.00	878,000.00	-	11,000.00
22020302	Books	-	-	44,000.00	44,000.00	-	44,000.00
22020305	Printing of Non Security Documents	190,000.00	295,000.00	295,700.00	264,000.00	-	700.00
22020306	Printing of Security Documents	150,000.00	150,000.00	176,000.00	176,000.00	-	26,000.00
22020307	Drugs/Laboratory/Medical Supplies	-	-	88,000.00	88,000.00	-	88,000.00
22020401	Maintenance of Motor Vehicle/Transport Equipment	131,500.00	335,000.00	351,000.00	351,000.00	-	16,000.00
22020402	Maintenance of Office Furniture	200,000.00	150,000.00	220,000.00	220,000.00	-	70,000.00
22020403	Maintenance of Office Building/Residential Qtrs	124,000.00	-	176,000.00	176,000.00	-	176,000.00
22020404	Maintenance of Office/IT Equipments	500,000.00	524,000.00	527,000.00	527,000.00	-	3,000.00
22020405	Maintenance of Plants/Generators	105,000.00	27,000.00	176,000.00	176,000.00	-	149,000.00
22020406	Other Maintenance Services	300,000.00	416,000.00	439,000.00	439,000.00	-	23,000.00
22020407	Maintenance of Aircrafts	50,000.00	48,000.00	132,000.00	132,000.00	-	84,000.00
22020501	Local Training	345,000.00	-	878,000.00	878,000.00	-	878,000.00
22020502	International Training	-	-	738,000.00	738,000.00	-	738,000.00
22020601	Security Services	-	150,000.00	176,000.00	176,000.00	-	26,000.00
22020605	Cleaning & Fumigation Services	10,000.00	100,500.00	220,000.00	220,000.00	-	119,500.00
22020701	Financial Consulting	-	-	88,000.00	88,000.00	-	88,000.00
22020801	Motor Vehicle Fuel Cost	470,000.00	693,000.00	702,000.00	702,000.00	-	9,000.00
22020802	Other Transport Equipment Fuel Cost	5,000.00	145,000.00	176,000.00	176,000.00	-	31,000.00
22020803	Plant/Generator Fuel Cost	30,000.00	-	220,000.00	220,000.00	-	220,000.00
22020901	Bank Charges (Other Than Interest)	53,349.26	21,407.31	88,000.00	88,000.00	-	66,592.69
22021001	Refreshment & Meals	160,000.00	40,000.00	439,000.00	439,000.00	-	399,000.00
22021002	Honorarium & Sitting Allowance	90,000.00	90,000.00	439,000.00	439,000.00	-	349,000.00
22021003	Publicity & Advertisements	60,000.00	120,000.00	132,000.00	132,000.00	-	12,000.00
22021004	Medical Expenses-Local	-	-	9,000.00	9,000.00	-	9,000.00
22021006	Postages & Courier Services	35,000.00	-	44,000.00	44,000.00	-	44,000.00
22021007	Welfare Packages	620,000.00	290,000.00	878,000.00	878,000.00	-	588,000.00
22021008	Subscription to Professional Bodies	92,450.00	-	132,000.00	132,000.00	-	132,000.00
22021023	Development Plan Preparation Expenses	470,717.00	488,000.00	615,000.00	615,000.00	-	127,000.00
22021027	Daily Rated Allowance	90,000.00	210,000.00	220,000.00	220,000.00	-	10,000.00
<b>OTHER RECURRENT COSTS Total</b>		<b>5,084,416.26</b>	<b>5,521,658.31</b>	<b>11,277,700.00</b>	<b>11,246,000.00</b>	<b>-</b>	<b>5,756,041.69</b>
<b>052100300100 - Primary Health Care Development Agency Total</b>		<b>74,863,316.72</b>	<b>74,092,979.62</b>	<b>90,616,200.00</b>	<b>79,251,000.00</b>	<b>-</b>	<b>16,523,220.38</b>
<b>052102700100 - Adamawa State Referral Center</b>							
<b>PERSONNEL COST</b>							
21010101	Basic-Salary	146,987,297.21	-	-	-	-	-
21020102	Housing/Rent Allowance	1,067,071.26	-	-	-	-	-
21020103	Transport Allowance	89,500.08	-	-	-	-	-
21020105	Utility Allowance	402,211.07	-	-	-	-	-
21020106	Entertainment Allowance	402,211.07	-	-	-	-	-
21020107	Leave Allowance	40,752.00	-	-	-	-	-
21020108	Domestic Staff Allowance	1,005,527.50	-	-	-	-	-
21020109	Shift Allowance	2,613,756.00	-	-	-	-	-
21020110	Call Duty Allowance	12,469,196.00	-	-	-	-	-
21020111	Clinical Allowance	2,675,000.00	-	-	-	-	-

Report of the Auditor General on the Accounts of Adamawa State Government for the year ended 31st December 2023

SCHEDULE OF RECURRENT EXPENDITURE CONTD.

Economic Code	Economic Description	Actual 2022 ₦	Actual 2023 ₦	Final Budget 2023 ₦	Original Budget 2023 ₦	Supplementary Budget 2023 ₦	Variance 2023 ₦
21020112	Harzard Allowance	5,318,750.00	-	-	-	-	-
21020118	Siwes Allowance	1,722,865.00	-	-	-	-	-
21020121	Wieghing Allowance	3,387,274.52	-	-	-	-	-
21020123	Responsibility Allowance	5,000.00	-	-	-	-	-
21020137	Driver's Allowance	169,834.40	-	-	-	-	-
21020138	Admin Allowance	195,893.67	-	-	-	-	-
21020140	Academic Allowance	1,331,712.81	-	-	-	-	-
21020145	Other Allowances and Benefits	5,443,474.67	-	-	-	-	-
<b>PERSONNEL COST Total</b>		<b>185,327,327.26</b>	-	-	-	-	-
<b>OTHER RECURRENT COSTS</b>							
22020101	Local Travel & Transport: Training	300,000.00	-	-	-	-	-
22020102	Local Travel & Transport: Others	267,000.00	-	-	-	-	-
22020105	Hotel Accommodation - Local	40,000.00	-	-	-	-	-
22020106	Hotel Accommodation - International	200,000.00	-	-	-	-	-
22020201	Electricity Charges	190,000.00	-	-	-	-	-
22020202	Telephone Charges	157,400.00	-	-	-	-	-
22020204	Satellite Broadcasting Access Charges	20,000.00	-	-	-	-	-
22020209	Other Utility Charges	105,000.00	-	-	-	-	-
22020301	Office Stationeries/Computer Consumables	206,000.00	-	-	-	-	-
22020305	Printing of Non Security Documents	350,000.00	-	-	-	-	-
22020306	Printing of Security Documents	250,000.00	-	-	-	-	-
22020307	Drugs/Laboratory/Medical Supplies	1,993,539.50	-	-	-	-	-
22020308	Field & Camping Materials Supplies	6,013,605.00	-	-	-	-	-
22020309	UniForms & Other Clothing	345,000.00	-	-	-	-	-
22020312	Other Materials and Supplies	4,066,980.00	-	-	-	-	-
22020313	Chemical and Reagents Materials Supplies	20,000.00	-	-	-	-	-
22020401	Maintenance of Motor Vehicle/Transport Equipment	679,500.00	-	-	-	-	-
22020402	Maintenance of Office Furniture	50,000.00	-	-	-	-	-
22020403	Maintenance of Office Building/Residential Qtrs	350,500.00	-	-	-	-	-
22020404	Maintenance of Office/IT Equipments	4,133,000.00	-	-	-	-	-
22020405	Maintenance of Plants/Generators	42,500.00	-	-	-	-	-
22020406	Other Maintenance Services	11,110,533.21	-	-	-	-	-
22020501	Local Training	7,302,173.90	-	-	-	-	-
22020502	International Training	18,289,600.00	-	-	-	-	-
22020601	Security Services	11,500.00	-	-	-	-	-
22020605	Cleaning & Fumigation Services	160,000.00	-	-	-	-	-
22020702	InFormation Technology Consulting	190,000.00	-	-	-	-	-
22020709	Other Consulting Services	60,000.00	-	-	-	-	-
22020801	Motor Vehicle Fuel Cost	397,000.00	-	-	-	-	-
22020901	Bank Charges (Other Than Interest)	94,391.53	-	-	-	-	-
22021001	Refreshment & Meals	511,900.00	-	-	-	-	-
22021002	Honorarium & Sitting Allowance	150,000.00	-	-	-	-	-
22021003	Publicity & Advertisements	100,000.00	-	-	-	-	-
<b>OTHER RECURRENT COSTS Total</b>		<b>58,157,123.14</b>	-	-	-	-	-

Report of the Auditor General on the Accounts of Adamawa State Government for the year ended 31st December 2023

SCHEDULE OF RECURRENT EXPENDITURE CONTD.

Economic Code	Economic Description	Actual 2022 ₦	Actual 2023 ₦	Final Budget 2023 ₦	Original Budget 2023 ₦	Supplementary Budget 2023 ₦	Variance 2023 ₦
<b>052102700100 - Adamawa State Referral Center Total</b>		<b>243,484,450.40</b>	<b>-</b>	<b>-</b>	<b>-</b>	<b>-</b>	<b>-</b>
<b>052103300100 - Adamawa State Action for the Control of HIV/AIDS (ADSACA)</b>							
<b>PERSONNEL COST</b>							
21010101	Basic-Salary	27,129,826.70	23,514,261.60	31,137,000.00	31,137,000.00	-	7,622,738.40
21010103	Consolidated Revenue Fund Charge - Salaries	2,879,000.00	1,315,000.00	1,320,500.00	1,043,000.00	-	5,500.00
21020102	Housing/Rent Allowance	16,528.68	198,344.16	202,400.00	-	-	4,055.84
21020103	Transport Allowance	4,098.72	49,184.64	50,200.00	-	-	1,015.36
21020104	Meal Subsidy	751.12	9,013.44	9,200.00	-	-	186.56
21020105	Utility Allowance	4,094.30	24,565.80	25,100.00	-	-	534.20
21020107	Leave Allowance	-	-	3,034,000.00	3,034,000.00	-	3,034,000.00
21020109	Shift Allowance	535,385.23	802,116.00	812,100.00	304,000.00	-	9,984.00
21020111	Clinical Allowance	173,251.12	-	413,000.00	413,000.00	-	413,000.00
21020112	Harzard Allowance	326,370.97	450,000.00	459,000.00	-	-	9,000.00
21020118	Siwes Allowance	200,529.00	-	504,000.00	504,000.00	-	504,000.00
21020135	Furniture Allowance	28,896.28	173,377.68	176,900.00	-	-	3,522.32
21020145	Other Allowances and Benefits	132,470.40	550,000.00	561,000.00	-	-	11,000.00
<b>PERSONNEL COST Total</b>		<b>31,431,202.52</b>	<b>27,085,863.32</b>	<b>38,704,400.00</b>	<b>36,435,000.00</b>	<b>-</b>	<b>11,618,536.68</b>
<b>OTHER RECURRENT COSTS</b>							
22020105	Hotel Accommodation - Local	100,000.00	405,000.00	435,000.00	435,000.00	-	30,000.00
22020301	Office Stationeries/Computer Consumables	368,700.00	511,900.00	513,400.00	439,000.00	-	1,500.00
22020305	Printing of Non Security Documents	100,000.00	170,000.00	176,000.00	176,000.00	-	6,000.00
22020309	UniForms & Other Clothing	-	15,000.00	23,000.00	23,000.00	-	8,000.00
22020401	Maintenance of Motor Vehicle/Transport Equipment	1,272,500.00	1,086,900.00	1,317,000.00	1,317,000.00	-	230,100.00
22020402	Maintenance of Office Furniture	-	12,500.00	44,000.00	44,000.00	-	31,500.00
22020403	Maintenance of Office Building/Residential Qtrs	-	614,500.00	966,000.00	966,000.00	-	351,500.00
22020404	Maintenance of Office/IT Equipments	35,000.00	136,800.00	176,000.00	176,000.00	-	39,200.00
22020405	Maintenance of Plants/Generators	-	474,000.00	615,000.00	615,000.00	-	141,000.00
22020406	Other Maintenance Services	2,176,300.00	1,544,800.00	1,549,400.00	1,317,000.00	-	4,600.00
22020501	Local Training	230,000.00	443,000.00	527,000.00	527,000.00	-	84,000.00
22020604	Security Vote (Including Operations)	-	8,500.00	23,000.00	23,000.00	-	14,500.00
22020605	Cleaning & Fumigation Services	65,000.00	793,500.00	798,000.00	571,000.00	-	4,500.00
22020701	Financial Consulting	-	75,000.00	88,000.00	88,000.00	-	13,000.00
22020801	Motor Vehicle Fuel Cost	417,500.00	535,500.00	537,500.00	439,000.00	-	2,000.00
22020802	Other Transport Equipment Fuel Cost	360,000.00	717,500.00	723,100.00	439,000.00	-	5,600.00
22020803	Plant/Generator Fuel Cost	125,000.00	570,900.00	615,000.00	615,000.00	-	44,100.00
22020901	Bank Charges (Other Than Interest)	9,774.00	11,828.23	36,000.00	36,000.00	-	24,171.77
22020902	Insurance Premium	-	-	1,374,000.00	1,374,000.00	-	1,374,000.00
22021001	Refreshment & Meals	230,000.00	129,500.00	132,000.00	132,000.00	-	2,500.00
22021002	Honorarium & Sitting Allowance	40,000.00	70,000.00	132,000.00	132,000.00	-	62,000.00
22021003	Publicity & Advertisements	-	65,599.00	66,000.00	66,000.00	-	401.00
22021004	Medical Expenses-Local	-	90,000.00	90,100.00	88,000.00	-	100.00
22021007	Welfare Packages	130,000.00	211,000.00	264,000.00	264,000.00	-	53,000.00
22021025	Other Miscellaneous Expenses	7,500.00	-	-	-	-	-
22021027	Daily Rated Allowance	340,000.00	883,000.00	883,100.00	878,000.00	-	100.00

Report of the Auditor General on the Accounts of Adamawa State Government for the year ended 31st December 2023

SCHEDULE OF RECURRENT EXPENDITURE CONTD.

Economic Code	Economic Description	Actual 2022 ₦	Actual 2023 ₦	Final Budget 2023 ₦	Original Budget 2023 ₦	Supplementary Budget 2023 ₦	Variance 2023 ₦
<b>OTHER RECURRENT COSTS Total</b>		<b>6,007,274.00</b>	<b>9,576,227.23</b>	<b>12,103,600.00</b>	<b>11,180,000.00</b>	<b>-</b>	<b>2,527,372.77</b>
<b>052103300100 - Adamawa State Action for the Control of HIV/AIDS (ADSACA) Total</b>		<b>37,438,476.52</b>	<b>36,662,090.55</b>	<b>50,808,000.00</b>	<b>47,615,000.00</b>	<b>-</b>	<b>14,145,909.45</b>
<b>052110200100 - Adamawa State Hospital Services Management Board</b>							
<b>PERSONNEL COST</b>							
21010101	Basic-Salary	2,880,857,088.53	3,561,111,996.98	3,565,588,900.00	3,337,269,000.00	-	4,476,903.02
21010103	Consolidated Revenue Fund Charge - Salaries	43,797,139.26	25,787,335.49	31,667,000.00	31,667,000.00	-	5,879,664.51
21020102	Housing/Rent Allowance	434,913.80	67,431.60	255,000.00	255,000.00	-	187,568.40
21020103	Transport Allowance	118,227.76	40,235.88	40,300.00	39,000.00	-	64.12
21020104	Meal Subsidy	7,461.40	8,953.68	51,000.00	51,000.00	-	42,046.32
21020105	Utility Allowance	791,457.21	18,376.92	334,000.00	334,000.00	-	315,623.08
21020106	Entertainment Allowance	155,983.75	-	136,000.00	136,000.00	-	136,000.00
21020107	Leave Allowance	195,245.14	29,472.00	408,000.00	408,000.00	-	378,528.00
21020108	Domestic Staff Allowance	467,951.28	-	676,000.00	676,000.00	-	676,000.00
21020109	Shift Allowance	51,625,981.64	281,856,228.85	286,489,400.00	50,201,000.00	-	4,633,171.15
21020110	Call Duty Allowance	148,983,922.58	241,635,646.39	243,590,800.00	143,881,000.00	-	1,955,153.61
21020111	Clinical Allowance	41,612,666.38	-	60,387,000.00	60,387,000.00	-	60,387,000.00
21020112	Harzard Allowance	125,090,198.91	460,729,407.13	469,944,000.00	-	-	9,214,592.87
21020114	Teaching Allowance	208,456.12	34,787.16	35,500.00	-	-	712.84
21020117	Outfit Allowance	28,476.66	-	-	-	-	-
21020118	Siwes Allowance	21,806,783.73	-	31,367,000.00	31,367,000.00	-	31,367,000.00
21020120	Journal Allowance	15,598.38	-	-	-	-	-
21020121	Wieghing Allowance	167,834.25	-	240,000.00	240,000.00	-	240,000.00
21020123	Responsibility Allowance	695,192.42	143,790.00	188,000.00	188,000.00	-	44,210.00
21020127	UniForm Allowance	127,437.08	-	240,000.00	240,000.00	-	240,000.00
21020130	Special Allowance	539,177.52	-	-	-	-	-
21020132	Non Clinical Allowance	14,238.33	188,220.18	192,000.00	-	-	3,779.82
21020137	Driver's Allowance	391,108.80	-	312,000.00	312,000.00	-	312,000.00
21020138	Admin Allowance	103,989.16	-	113,000.00	113,000.00	-	113,000.00
21020140	Academic Allowance	458,126.25	2,463,910.20	2,508,400.00	240,000.00	-	44,489.80
21020142	ICT Allowance	14,238.33	-	-	-	-	-
21020145	Other Allowances and Benefits	18,123,546.16	194,692,628.00	198,518,900.00	3,380,000.00	-	3,826,272.00
<b>PERSONNEL COST Total</b>		<b>3,336,832,440.83</b>	<b>4,768,808,420.46</b>	<b>4,893,282,200.00</b>	<b>3,661,384,000.00</b>	<b>-</b>	<b>124,473,779.54</b>
<b>OTHER RECURRENT COSTS</b>							
22020105	Hotel Accommodation - Local	2,787,250.00	1,351,138.00	1,419,000.00	1,419,000.00	-	67,862.00
22020201	Electricity Charges	264,150.00	403,650.00	405,400.00	321,000.00	-	1,750.00
22020202	Telephone Charges	2,800,000.00	-	366,000.00	366,000.00	-	366,000.00
22020203	Internet Access Charges	37,600.00	250,000.00	388,000.00	388,000.00	-	138,000.00
22020204	Satellite Broadcasting Access Charges	1,700,000.00	295,500.00	321,000.00	321,000.00	-	25,500.00
22020205	Water Rates	104,450.00	169,350.00	204,000.00	204,000.00	-	34,650.00
22020206	Sewerage Charges	-	-	129,000.00	129,000.00	-	129,000.00
22020209	Other Utility Charges	3,121,450.00	2,694,500.00	2,720,900.00	1,377,000.00	-	26,400.00
22020301	Office Stationeries/Computer Consumables	2,456,500.00	1,429,500.00	2,154,000.00	2,154,000.00	-	724,500.00
22020305	Printing of Non Security Documents	7,270,000.00	7,220,000.00	7,285,900.00	3,929,000.00	-	65,900.00

Report of the Auditor General on the Accounts of Adamawa State Government for the year ended 31st December 2023

SCHEDULE OF RECURRENT EXPENDITURE CONTD.

Economic Code	Economic Description	Actual	Actual	Final Budget	Original Budget	Supplementary	Variance
		2022	2023	2023	2023	Budget	2023
		₦	₦	₦	₦	₦	₦
22020306	Printing of Security Documents	2,444,000.00	3,665,000.00	3,691,200.00	2,355,000.00	-	26,200.00
22020307	Drugs/Laboratory/Medical Supplies	840,000.00	820,000.00	839,000.00	839,000.00	-	19,000.00
22020309	UniForms & Other Clothing	700,000.00	250,000.00	749,000.00	749,000.00	-	499,000.00
22020311	Food Stuff/Catering Materials Supplies	217,000.00	49,600.00	321,000.00	321,000.00	-	271,400.00
22020312	Other Materials and Supplies	300,000.00	250,000.00	439,000.00	439,000.00	-	189,000.00
22020401	Maintenance of Motor Vehicle/Transport Equipment	569,500.00	1,329,450.00	1,336,900.00	959,000.00	-	7,450.00
22020402	Maintenance of Office Furniture	793,650.00	671,000.00	742,000.00	742,000.00	-	71,000.00
22020403	Maintenance of Office Building/Residential Qtrs	186,450.00	196,850.00	203,000.00	203,000.00	-	6,150.00
22020404	Maintenance of Office/IT Equipments	3,114,550.00	1,982,000.00	1,994,400.00	1,364,000.00	-	12,400.00
22020405	Maintenance of Plants/Generators	2,928,650.00	630,850.00	1,123,000.00	1,123,000.00	-	492,150.00
22020406	Other Maintenance Services	23,370,000.00	7,215,000.00	7,289,000.00	3,515,000.00	-	74,000.00
22020501	Local Training	1,450,000.00	360,000.00	473,000.00	473,000.00	-	113,000.00
22020502	International Training	2,800,000.00	1,055,224.00	1,476,000.00	1,476,000.00	-	420,776.00
22020601	Security Services	8,063,000.00	360,000.00	1,905,000.00	1,905,000.00	-	1,545,000.00
22020605	Cleaning & Fumigation Services	896,000.00	879,000.00	1,274,000.00	1,274,000.00	-	395,000.00
22020701	Financial Consulting	50,000.00	-	321,000.00	321,000.00	-	321,000.00
22020702	InFormation Technology Consulting	87,000.00	-	88,000.00	88,000.00	-	88,000.00
22020801	Motor Vehicle Fuel Cost	4,304,400.00	1,979,030.00	1,999,500.00	959,000.00	-	20,470.00
22020802	Other Transport Equipment Fuel Cost	1,670,650.00	316,400.00	321,000.00	321,000.00	-	4,600.00
22020803	Plant/Generator Fuel Cost	289,550.00	290,250.00	314,000.00	314,000.00	-	23,750.00
22020805	Sea Boat Fuel Cost	58,250.00	-	-	-	-	-
22020901	Bank Charges (Other Than Interest)	1,939,812.40	235,618.26	235,800.00	229,000.00	-	181.74
22021001	Refreshment & Meals	2,691,650.00	1,047,000.00	1,048,800.00	959,000.00	-	1,800.00
22021002	Honorarium & Sitting Allowance	1,245,000.00	752,500.00	1,054,000.00	1,054,000.00	-	301,500.00
22021003	Publicity & Advertisements	1,480,000.00	650,000.00	650,300.00	638,000.00	-	300.00
22021004	Medical Expenses-Local	-	172,000.00	805,000.00	805,000.00	-	633,000.00
22021006	Postages & Courier Services	1,400,000.00	-	302,000.00	302,000.00	-	302,000.00
22021007	Welfare Packages	8,636,250.00	4,060,000.00	4,087,000.00	2,714,000.00	-	27,000.00
22021008	Subscription to Professional Bodies	1,490,000.00	100,150.00	204,000.00	204,000.00	-	103,850.00
22021020	Foreign Scholarship Scheme	-	-	204,000.00	204,000.00	-	204,000.00
22021023	Development Plan Preparation Expenses	-	500,000.00	703,000.00	703,000.00	-	203,000.00
22021025	Other Miscellaneous Expenses	141,159,500.00	135,944,548.00	163,364,000.00	163,364,000.00	-	27,419,452.00
<b>OTHER RECURRENT COSTS Total</b>		<b>235,716,262.40</b>	<b>179,575,108.26</b>	<b>214,950,100.00</b>	<b>201,524,000.00</b>	<b>-</b>	<b>35,374,991.74</b>
<b>052110200100 - Adamawa State Hospital Services Management Board Total</b>		<b>3,572,548,703.23</b>	<b>4,948,383,528.72</b>	<b>5,108,232,300.00</b>	<b>3,862,908,000.00</b>	<b>-</b>	<b>159,848,771.28</b>
<b>052110300100 - Adamawa Traditional Medicine Board</b>							
<b>PERSONNEL COST</b>							
21010103	Consolidated Revenue Fund Charge - Salaries	1,560,000.00	650,000.00	685,000.00	685,000.00	-	35,000.00
<b>PERSONNEL COST Total</b>		<b>1,560,000.00</b>	<b>650,000.00</b>	<b>685,000.00</b>	<b>685,000.00</b>	<b>-</b>	<b>35,000.00</b>
<b>OTHER RECURRENT COSTS</b>							
22020101	Local Travel & Transport: Training	-	78,080.00	88,000.00	88,000.00	-	9,920.00
22020103	International Travel & Transport: Training	-	30,000.00	264,000.00	264,000.00	-	234,000.00
22020201	Electricity Charges	-	48,840.00	49,500.00	18,000.00	-	660.00
22020202	Telephone Charges	-	37,500.00	44,000.00	44,000.00	-	6,500.00

Report of the Auditor General on the Accounts of Adamawa State Government for the year ended 31st December 2023

SCHEDULE OF RECURRENT EXPENDITURE CONTD.

Economic Code	Economic Description	Actual 2022 ₦	Actual 2023 ₦	Final Budget 2023 ₦	Original Budget 2023 ₦	Supplementary Budget 2023 ₦	Variance 2023 ₦
22020301	Office Stationeries/Computer Consumables	-	207,600.00	261,000.00	261,000.00	-	53,400.00
22020401	Maintenance of Motor Vehicle/Transport Equipment	-	167,000.00	628,000.00	628,000.00	-	461,000.00
22020402	Maintenance of Office Furniture	-	89,200.00	171,000.00	171,000.00	-	81,800.00
22020403	Maintenance of Office Building/Residential Qtrs	-	-	44,000.00	44,000.00	-	44,000.00
22020406	Other Maintenance Services	-	141,300.00	142,400.00	88,000.00	-	1,100.00
22020504	Seminars/Workshop and Conferences	-	276,500.00	280,300.00	88,000.00	-	3,800.00
22020605	Cleaning & Fumigation Services	-	16,000.00	80,000.00	80,000.00	-	64,000.00
22020702	Information Technology Consulting	-	39,000.00	39,400.00	22,000.00	-	400.00
22020801	Motor Vehicle Fuel Cost	-	213,000.00	215,500.00	88,000.00	-	2,500.00
22020803	Plant/Generator Fuel Cost	-	47,500.00	47,600.00	44,000.00	-	100.00
22020901	Bank Charges (Other Than Interest)	-	8,295.20	51,000.00	51,000.00	-	42,704.80
22021001	Refreshment & Meals	-	62,600.00	63,000.00	44,000.00	-	400.00
22021002	Honorarium & Sitting Allowance	-	61,000.00	61,400.00	44,000.00	-	400.00
22021003	Publicity & Advertisements	-	25,000.00	44,000.00	44,000.00	-	19,000.00
22021004	Medical Expenses-Local	-	10,000.00	44,000.00	44,000.00	-	34,000.00
22021007	Welfare Packages	-	37,500.00	44,000.00	44,000.00	-	6,500.00
22021025	Other Miscellaneous Expenses	-	380,400.00	382,800.00	264,000.00	-	2,400.00
22021027	Daily Rated Allowance	-	270,000.00	271,900.00	176,000.00	-	1,900.00
<b>OTHER RECURRENT COSTS Total</b>		-	<b>2,246,315.20</b>	<b>3,316,800.00</b>	<b>2,639,000.00</b>	-	<b>1,070,484.80</b>
<b>052110300100 - Adamawa Traditional Medicine Board Total</b>		<b>1,560,000.00</b>	<b>2,896,315.20</b>	<b>4,001,800.00</b>	<b>3,324,000.00</b>	-	<b>1,105,484.80</b>
<b>052111300100 - Adamawa Essential Drugs Programme</b>							
<b>PERSONNEL COST</b>							
21010101	Basic-Salary	42,769,988.96	45,886,992.98	47,944,000.00	47,944,000.00	-	2,057,007.02
21020102	Housing/Rent Allowance	-	-	10,834,000.00	10,834,000.00	-	10,834,000.00
21020103	Transport Allowance	-	-	6,059,000.00	6,059,000.00	-	6,059,000.00
21020104	Meal Subsidy	-	-	2,816,000.00	2,816,000.00	-	2,816,000.00
21020105	Utility Allowance	-	-	2,265,000.00	2,265,000.00	-	2,265,000.00
21020107	Leave Allowance	-	-	2,099,000.00	2,099,000.00	-	2,099,000.00
21020108	Domestic Staff Allowance	-	-	559,000.00	559,000.00	-	559,000.00
21020109	Shift Allowance	1,958,307.00	2,924,701.00	2,963,600.00	983,000.00	-	38,899.00
21020111	Clinical Allowance	438,750.00	-	1,321,000.00	1,321,000.00	-	1,321,000.00
21020112	Harzard Allowance	1,316,250.00	1,704,375.00	1,738,000.00	1,738,000.00	-	33,625.00
21020118	Siwes Allowance	652,769.00	-	1,629,000.00	1,629,000.00	-	1,629,000.00
21020145	Other Allowances and Benefits	-	1,890,000.00	1,927,800.00	-	-	37,800.00
<b>PERSONNEL COST Total</b>		<b>47,136,064.96</b>	<b>52,406,068.98</b>	<b>82,155,400.00</b>	<b>78,247,000.00</b>	-	<b>29,749,331.02</b>
<b>OTHER RECURRENT COSTS</b>							
22020101	Local Travel & Transport: Training	-	542,000.00	542,300.00	527,000.00	-	300.00
22020201	Electricity Charges	65,100.00	85,000.00	176,000.00	176,000.00	-	91,000.00
22020301	Office Stationeries/Computer Consumables	55,500.00	305,100.00	307,700.00	176,000.00	-	2,600.00
22020305	Printing of Non Security Documents	-	110,000.00	176,000.00	176,000.00	-	66,000.00
22020309	UniForms & Other Clothing	-	-	49,000.00	49,000.00	-	49,000.00
22020401	Maintenance of Motor Vehicle/Transport Equipment	500,000.00	410,500.00	439,000.00	439,000.00	-	28,500.00
22020402	Maintenance of Office Furniture	52,000.00	112,000.00	264,000.00	264,000.00	-	152,000.00



Report of the Auditor General on the Accounts of Adamawa State Government for the year ended 31st December 2023

SCHEDULE OF RECURRENT EXPENDITURE CONTD.

Economic Code	Economic Description	Actual	Actual	Final Budget	Original Budget	Supplementary	Variance
		2022	2023	2023	2023	Budget	2023
		₦	₦	₦	₦	₦	₦
22020403	Maintenance of Office Building/Residential Qtrs	26,500.00	50,000.00	264,000.00	264,000.00	-	214,000.00
22020404	Maintenance of Office/IT Equipments	24,000.00	24,000.00	88,000.00	88,000.00	-	64,000.00
22020405	Maintenance of Plants/Generators	8,500.00	50,000.00	176,000.00	176,000.00	-	126,000.00
22020406	Other Maintenance Services	-	125,000.00	220,000.00	220,000.00	-	95,000.00
22020501	Local Training	-	-	88,000.00	88,000.00	-	88,000.00
22020504	Seminars/Workshop and Conferences	-	234,500.00	439,000.00	439,000.00	-	204,500.00
22020605	Cleaning & Fumigation Services	18,200.00	133,000.00	220,000.00	220,000.00	-	87,000.00
22020701	Financial Consulting	58,000.00	-	88,000.00	88,000.00	-	88,000.00
22020801	Motor Vehicle Fuel Cost	718,500.00	1,074,150.00	1,404,000.00	1,404,000.00	-	329,850.00
22020803	Plant/Generator Fuel Cost	-	-	88,000.00	88,000.00	-	88,000.00
22020901	Bank Charges (Other Than Interest)	4,704.54	401,067.51	409,000.00	9,000.00	-	7,932.49
22021001	Refreshment & Meals	-	173,500.00	174,400.00	132,000.00	-	900.00
22021002	Honorarium & Sitting Allowance	100,000.00	25,000.00	176,000.00	176,000.00	-	151,000.00
22021003	Publicity & Advertisements	20,000.00	130,000.00	176,000.00	176,000.00	-	46,000.00
22021004	Medical Expenses-Local	-	-	44,000.00	44,000.00	-	44,000.00
22021006	Postages & Courier Services	-	15,000.00	36,000.00	36,000.00	-	21,000.00
22021007	Welfare Packages	-	40,000.00	88,000.00	88,000.00	-	48,000.00
22021023	Development Plan Preparation Expenses	-	-	66,000.00	66,000.00	-	66,000.00
22021025	Other Miscellaneous Expenses	1,079,506.00	3,027,665.00	3,053,200.00	1,755,000.00	-	25,535.00
22021027	Daily Rated Allowance	667,000.00	1,014,000.00	1,021,700.00	632,000.00	-	7,700.00
<b>OTHER RECURRENT COSTS Total</b>		<b>3,397,510.54</b>	<b>8,081,482.51</b>	<b>10,273,300.00</b>	<b>7,996,000.00</b>	<b>-</b>	<b>2,191,817.49</b>
<b>052111300100 - Adamawa Essential Drugs Programme Total</b>		<b>50,533,575.50</b>	<b>60,487,551.49</b>	<b>92,428,700.00</b>	<b>86,243,000.00</b>	<b>-</b>	<b>31,941,148.51</b>
<b>052111400100 - Adamawa State Specialist Hospital Yola</b>							
<b>PERSONNEL COST</b>							
21010101	Basic-Salary	-	85,743,006.50	106,428,000.00	106,428,000.00	-	20,684,993.50
21020101	Non Regular Allowances	-	-	9,165,000.00	9,165,000.00	-	9,165,000.00
21020102	Housing/Rent Allowance	-	83,569.31	5,219,000.00	5,219,000.00	-	5,135,430.69
21020103	Transport Allowance	-	11,142.58	1,095,000.00	1,095,000.00	-	1,083,857.42
21020104	Meal Subsidy	-	-	2,597,000.00	2,597,000.00	-	2,597,000.00
21020105	Utility Allowance	-	33,427.73	34,100.00	-	-	672.27
21020106	Entertainment Allowance	-	33,427.73	5,047,000.00	5,047,000.00	-	5,013,572.27
21020107	Leave Allowance	-	53,628.00	54,800.00	-	-	1,172.00
21020108	Domestic Staff Allowance	-	83,569.31	18,558,000.00	18,558,000.00	-	18,474,430.69
21020109	Shift Allowance	-	3,106,518.00	29,739,000.00	29,739,000.00	-	26,632,482.00
21020110	Call Duty Allowance	-	1,976,440.00	2,016,000.00	-	-	39,560.00
21020111	Clinical Allowance	-	-	23,166,000.00	23,166,000.00	-	23,166,000.00
21020112	Harzard Allowance	-	6,348,000.00	6,475,000.00	-	-	127,000.00
21020135	Furniture Allowance	-	-	5,854,000.00	5,854,000.00	-	5,854,000.00
21020137	Driver's Allowance	-	83,569.31	85,300.00	-	-	1,730.69
21020138	Admin Allowance	-	27,856.44	28,500.00	-	-	643.56
21020140	Academic Allowance	-	3,292,705.70	3,358,600.00	-	-	65,894.30
21020145	Other Allowances and Benefits	-	5,209,628.00	5,313,900.00	-	-	104,272.00
<b>PERSONNEL COST Total</b>		<b>-</b>	<b>106,086,488.61</b>	<b>224,234,200.00</b>	<b>206,868,000.00</b>	<b>-</b>	<b>118,147,711.39</b>

Report of the Auditor General on the Accounts of Adamawa State Government for the year ended 31st December 2023

SCHEDULE OF RECURRENT EXPENDITURE CONTD.

Economic Code	Economic Description	Actual	Actual	Final Budget	Original Budget	Supplementary	Variance
		2022	2023	2023	2023	Budget	2023
		₦	₦	₦	₦	₦	₦
<b>OTHER RECURRENT COSTS</b>							
22020101	Local Travel & Transport: Training	-	-	2,449,000.00	2,449,000.00	-	2,449,000.00
22020102	Local Travel & Transport: Others	-	-	1,370,000.00	1,370,000.00	-	1,370,000.00
22020103	International Travel & Transport: Training	-	-	2,370,000.00	2,370,000.00	-	2,370,000.00
22020105	Hotel Accommodation - Local	-	-	1,370,000.00	1,370,000.00	-	1,370,000.00
22020201	Electricity Charges	-	-	2,370,000.00	2,370,000.00	-	2,370,000.00
22020202	Telephone Charges	-	-	395,000.00	395,000.00	-	395,000.00
22020203	Internet Access Charges	-	25,000.00	395,000.00	395,000.00	-	370,000.00
22020301	Office Stationeries/Computer Consumables	-	30,000.00	3,159,000.00	3,159,000.00	-	3,129,000.00
22020302	Books	-	-	1,580,000.00	1,580,000.00	-	1,580,000.00
22020305	Printing of Non Security Documents	-	1,940,000.00	23,693,000.00	23,693,000.00	-	21,753,000.00
22020306	Printing of Security Documents	-	1,350,000.00	2,613,000.00	2,613,000.00	-	1,263,000.00
22020307	Drugs/Laboratory/Medical Supplies	-	1,233,200.00	30,475,000.00	30,475,000.00	-	29,241,800.00
22020309	UniForms & Other Clothing	-	-	1,580,000.00	1,580,000.00	-	1,580,000.00
22020401	Maintenance of Motor Vehicle/Transport Equipment	-	-	2,370,000.00	2,370,000.00	-	2,370,000.00
22020402	Maintenance of Office Furniture	-	296,000.00	1,580,000.00	1,580,000.00	-	1,284,000.00
22020403	Maintenance of Office Building/Residential Qtrs	-	-	4,080,000.00	4,080,000.00	-	4,080,000.00
22020404	Maintenance of Office/IT Equipments	-	32,000.00	1,580,000.00	1,580,000.00	-	1,548,000.00
22020405	Maintenance of Plants/Generators	-	-	2,370,000.00	2,370,000.00	-	2,370,000.00
22020406	Other Maintenance Services	-	-	1,159,000.00	1,159,000.00	-	1,159,000.00
22020501	Local Training	-	-	2,370,000.00	2,370,000.00	-	2,370,000.00
22020502	International Training	-	-	1,159,000.00	1,159,000.00	-	1,159,000.00
22020601	Security Services	-	15,687,000.00	15,842,800.00	7,898,000.00	-	155,800.00
22020605	Cleaning & Fumigation Services	-	-	7,108,000.00	7,108,000.00	-	7,108,000.00
22020701	Financial Consulting	-	-	1,370,000.00	1,370,000.00	-	1,370,000.00
22020702	InFormation Technology Consulting	-	-	1,580,000.00	1,580,000.00	-	1,580,000.00
22020801	Motor Vehicle Fuel Cost	-	200,000.00	3,529,000.00	3,529,000.00	-	3,329,000.00
22020802	Other Transport Equipment Fuel Cost	-	-	580,000.00	580,000.00	-	580,000.00
22020803	Plant/Generator Fuel Cost	-	430,000.00	13,426,000.00	13,426,000.00	-	12,996,000.00
22020901	Bank Charges (Other Than Interest)	-	9,996,982.72	10,181,200.00	790,000.00	-	184,217.28
22021001	Refreshment & Meals	-	-	2,370,000.00	2,370,000.00	-	2,370,000.00
22021002	Honorarium & Sitting Allowance	-	100,000.00	3,159,000.00	3,159,000.00	-	3,059,000.00
22021003	Publicity & Advertisements	-	-	790,000.00	790,000.00	-	790,000.00
22021004	Medical Expenses-Local	-	13,500.00	1,580,000.00	1,580,000.00	-	1,566,500.00
22021006	Postages & Courier Services	-	-	790,000.00	790,000.00	-	790,000.00
22021007	Welfare Packages	-	12,267,000.00	12,466,000.00	2,318,000.00	-	199,000.00
22021008	Subscription to Professional Bodies	-	-	2,159,000.00	2,159,000.00	-	2,159,000.00
22021023	Development Plan Preparation Expenses	-	-	1,949,000.00	1,949,000.00	-	1,949,000.00
22021025	Other Miscellaneous Expenses	-	10,360,000.00	10,524,400.00	2,143,000.00	-	164,400.00
22021027	Daily Rated Allowance	-	98,611,500.00	100,277,700.00	15,304,000.00	-	1,666,200.00
<b>OTHER RECURRENT COSTS Total</b>		-	<b>152,572,182.72</b>	<b>280,169,100.00</b>	<b>159,330,000.00</b>	-	<b>127,596,917.28</b>
<b>052111400100 - Adamawa State Specialist Hospital Yola Total</b>		-	<b>258,658,671.33</b>	<b>504,403,300.00</b>	<b>366,198,000.00</b>	-	<b>245,744,628.67</b>
<b>053500100100 - Ministry of Environment and Natural Resources Development</b>							
<b>PERSONNEL COST</b>							

Report of the Auditor General on the Accounts of Adamawa State Government for the year ended 31st December 2023

SCHEDULE OF RECURRENT EXPENDITURE CONTD.

Economic Code	Economic Description	Actual	Actual	Final Budget	Original Budget	Supplementary	Variance
		2022	2023	2023	2023	Budget	2023
		₦	₦	₦	₦	₦	₦
21010101	Basic-Salary	373,864,676.09	365,361,880.43	405,613,000.00	405,613,000.00	-	40,251,119.57
21010103	Consolidated Revenue Fund Charge - Salaries	5,805,785.21	5,757,440.63	5,788,900.00	4,186,000.00	-	31,459.38
21020102	Housing/Rent Allowance	294,946.38	443,902.36	450,000.00	143,000.00	-	6,097.64
21020103	Transport Allowance	68,528.88	130,071.24	131,800.00	44,000.00	-	1,728.76
21020104	Meal Subsidy	16,470.88	21,429.60	21,600.00	16,000.00	-	170.40
21020105	Utility Allowance	60,930.22	69,620.24	69,900.00	59,000.00	-	279.76
21020106	Entertainment Allowance	-	3,980.12	4,100.00	-	-	119.88
21020107	Leave Allowance	163,125.00	227,440.00	228,700.00	166,000.00	-	1,260.00
21020108	Domestic Staff Allowance	-	144,553.44	147,500.00	-	-	2,946.56
21020109	Shift Allowance	9,179,946.00	13,170,663.09	13,329,900.00	5,209,000.00	-	159,236.91
21020110	Call Duty Allowance	1,509,001.44	1,509,001.44	1,510,100.00	1,456,000.00	-	1,098.56
21020111	Clinical Allowance	4,062,857.40	-	4,440,000.00	4,440,000.00	-	4,440,000.00
21020112	Harzard Allowance	8,175,937.44	11,859,019.30	12,096,200.00	-	-	237,180.70
21020117	Outfit Allowance	81,182.76	-	1,852,000.00	1,852,000.00	-	1,852,000.00
21020118	Siwes Allowance	3,414,489.00	-	4,992,000.00	4,992,000.00	-	4,992,000.00
21020123	Responsibility Allowance	39,279.00	-	114,000.00	114,000.00	-	114,000.00
21020126	Torchlight Allowance	190,137.24	-	276,000.00	276,000.00	-	276,000.00
21020130	Special Allowance	534,093.56	-	368,000.00	368,000.00	-	368,000.00
21020132	Non Clinical Allowance	54,121.84	-	-	-	-	-
21020135	Furniture Allowance	234,745.00	388,026.60	389,200.00	332,000.00	-	1,173.40
21020140	Academic Allowance	13,928.51	-	-	-	-	-
21020141	Accommodation Allowance	27,857.02	-	-	-	-	-
21020145	Other Allowances and Benefits	1,985,194.51	13,410,000.00	13,666,400.00	592,000.00	-	256,400.00
<b>PERSONNEL COST Total</b>		<b>409,777,233.38</b>	<b>412,497,028.49</b>	<b>465,489,300.00</b>	<b>429,858,000.00</b>	<b>-</b>	<b>52,992,271.52</b>
<b>OTHER RECURRENT COSTS</b>							
22020101	Local Travel & Transport: Training	143,626.00	1,748,000.00	1,755,000.00	1,755,000.00	-	7,000.00
22020102	Local Travel & Transport: Others	-	710,000.00	878,000.00	878,000.00	-	168,000.00
22020301	Office Stationeries/Computer Consumables	-	175,000.00	220,000.00	220,000.00	-	45,000.00
22020305	Printing of Non Security Documents	70,000.00	430,000.00	439,000.00	439,000.00	-	9,000.00
22020312	Other Materials and Supplies	100,000.00	175,000.00	176,000.00	176,000.00	-	1,000.00
22020401	Maintenance of Motor Vehicle/Transport Equipment	-	590,000.00	593,100.00	439,000.00	-	3,100.00
22020403	Maintenance of Office Building/Residential Qtrs	-	40,000.00	88,000.00	88,000.00	-	48,000.00
22020404	Maintenance of Office/IT Equipments	42,500.00	630,000.00	633,900.00	439,000.00	-	3,900.00
22020801	Motor Vehicle Fuel Cost	49,400.00	740,000.00	746,100.00	439,000.00	-	6,100.00
22020901	Bank Charges (Other Than Interest)	11,046.64	15,045.89	27,000.00	27,000.00	-	11,954.11
22021001	Refreshment & Meals	-	95,000.00	149,000.00	264,000.00	-	54,000.00
22021002	Honorarium & Sitting Allowance	200,000.00	210,000.00	264,000.00	264,000.00	-	54,000.00
22021003	Publicity & Advertisements	88,000.00	170,000.00	264,000.00	264,000.00	-	94,000.00
22021007	Welfare Packages	623,774.00	800,000.00	802,700.00	878,000.00	-	2,700.00
22021023	Development Plan Preparation Expenses	-	785,000.00	878,000.00	878,000.00	-	93,000.00
22021026	Monitoring and Evaluation Recurrent	69,600.00	1,060,000.00	1,063,700.00	878,000.00	-	3,700.00
22021027	Daily Rated Allowance	2,790,500.00	3,491,000.00	3,510,000.00	3,510,000.00	-	19,000.00
<b>OTHER RECURRENT COSTS Total</b>		<b>4,188,446.64</b>	<b>11,864,045.89</b>	<b>12,487,500.00</b>	<b>11,836,000.00</b>	<b>-</b>	<b>623,454.11</b>
<b>053500100100 - Ministry of Environment and Natural Resources Development Total</b>		<b>413,965,680.02</b>	<b>424,361,074.38</b>	<b>477,976,800.00</b>	<b>441,694,000.00</b>	<b>-</b>	<b>53,615,725.63</b>

Report of the Auditor General on the Accounts of Adamawa State Government for the year ended 31st December 2023

SCHEDULE OF RECURRENT EXPENDITURE CONTD.

Economic Code	Economic Description	Actual 2022 ₦	Actual 2023 ₦	Final Budget 2023 ₦	Original Budget 2023 ₦	Supplementary Budget 2023 ₦	Variance 2023 ₦
<b>055100100100 - Ministry for Local Government Affairs</b>							
<b>PERSONNEL COST</b>							
21010101	Basic-Salary	37,107,763.48	38,839,227.99	41,851,000.00	41,851,000.00	-	3,011,772.01
21010103	Consolidated Revenue Fund Charge - Salaries	5,805,785.21	4,847,440.63	4,901,000.00	2,173,000.00	-	53,559.38
21020102	Housing/Rent Allowance	6,331,433.36	7,911,212.35	8,004,000.00	3,273,000.00	-	92,787.65
21020103	Transport Allowance	2,243,986.10	2,597,916.59	2,620,800.00	1,454,000.00	-	22,883.41
21020104	Meal Subsidy	390,734.72	491,943.04	494,200.00	382,000.00	-	2,256.96
21020105	Utility Allowance	1,420,802.12	1,322,764.48	1,442,000.00	1,442,000.00	-	119,235.52
21020106	Entertainment Allowance	38,371.60	25,342.80	42,000.00	42,000.00	-	16,657.20
21020107	Leave Allowance	3,372,482.00	3,492,188.00	3,884,000.00	3,884,000.00	-	391,812.00
21020108	Domestic Staff Allowance	1,156,427.52	722,767.20	1,252,000.00	1,252,000.00	-	529,232.80
21020111	Clinical Allowance	128,597.10	-	327,000.00	327,000.00	-	327,000.00
21020118	Siwes Allowance	-	80,799.48	82,500.00	-	-	1,700.52
21020119	Field Allowance	6,733.29	80,799.48	82,500.00	-	-	1,700.52
21020121	Wieghing Allowance	23,566.50	-	-	-	-	-
21020130	Special Allowance	6,733.29	-	-	-	-	-
21020135	Furniture Allowance	6,292,383.06	5,934,193.33	6,370,000.00	6,370,000.00	-	435,806.67
21020140	Academic Allowance	-	363,597.48	370,900.00	-	-	7,302.52
21020145	Other Allowances and Benefits	2,609,540.07	4,160,000.00	6,650,000.00	6,650,000.00	-	2,490,000.00
<b>PERSONNEL COST Total</b>		<b>66,935,339.42</b>	<b>70,870,192.85</b>	<b>78,373,900.00</b>	<b>69,100,000.00</b>	<b>-</b>	<b>7,503,707.16</b>
<b>OTHER RECURRENT COSTS</b>							
22020204	Satellite Broadcasting Access Charges	-	-	12,000.00	12,000.00	-	12,000.00
22020205	Water Rates	-	-	46,000.00	46,000.00	-	46,000.00
22020209	Other Utility Charges	-	4,152.00	10,000.00	10,000.00	-	5,848.00
22020301	Office Stationeries/Computer Consumables	185,000.00	160,000.00	185,000.00	185,000.00	-	25,000.00
22020305	Printing of Non Security Documents	-	5,000.00	8,000.00	8,000.00	-	3,000.00
22020306	Printing of Security Documents	-	-	8,000.00	8,000.00	-	8,000.00
22020312	Other Materials and Supplies	5,000.00	20,000.00	34,000.00	34,000.00	-	14,000.00
22020401	Maintenance of Motor Vehicle/Transport Equipment	220,000.00	220,000.00	220,000.00	220,000.00	-	-
22020403	Maintenance of Office Building/Residential Qtrs	-	-	3,000.00	3,000.00	-	3,000.00
22020406	Other Maintenance Services	17,150.50	15,000.00	15,000.00	15,000.00	-	-
22020701	Financial Consulting	-	-	20,000.00	20,000.00	-	20,000.00
22020709	Other Consulting Services	-	-	12,000.00	12,000.00	-	12,000.00
22020801	Motor Vehicle Fuel Cost	1,174,000.00	1,080,000.00	1,080,100.00	1,077,000.00	-	100.00
22020802	Other Transport Equipment Fuel Cost	-	-	27,000.00	27,000.00	-	27,000.00
22020803	Plant/Generator Fuel Cost	418,920.00	355,000.00	369,000.00	369,000.00	-	14,000.00
22020901	Bank Charges (Other Than Interest)	10,549.00	11,479.50	11,600.00	8,000.00	-	120.50
22021003	Publicity & Advertisements	19,920.00	34,880.00	36,000.00	36,000.00	-	1,120.00
22021006	Postages & Courier Services	-	19,920.00	93,000.00	93,000.00	-	73,080.00
22021007	Welfare Packages	409,960.00	355,000.00	355,100.00	354,000.00	-	100.00
22021008	Subscription to Professional Bodies	-	-	22,000.00	22,000.00	-	22,000.00
22021023	Development Plan Preparation Expenses	-	-	56,000.00	56,000.00	-	56,000.00
22030101	Motor Cycle Advances	-	-	176,000.00	176,000.00	-	176,000.00
<b>OTHER RECURRENT COSTS Total</b>		<b>2,460,499.50</b>	<b>2,280,431.50</b>	<b>2,798,800.00</b>	<b>2,791,000.00</b>	<b>-</b>	<b>518,368.50</b>

Report of the Auditor General on the Accounts of Adamawa State Government for the year ended 31st December 2023

SCHEDULE OF RECURRENT EXPENDITURE CONTD.

Economic Code	Economic Description	Actual 2022 ₦	Actual 2023 ₦	Final Budget 2023 ₦	Original Budget 2023 ₦	Supplementary Budget 2023 ₦	Variance 2023 ₦
<b>055100100100 - Ministry for Local Government Affairs Total</b>		<b>69,395,838.92</b>	<b>73,150,624.35</b>	<b>81,172,700.00</b>	<b>71,891,000.00</b>	<b>-</b>	<b>8,022,075.66</b>
<b>055100500100 - Local Government Staff Pension Board</b>							
<b>PERSONNEL COST</b>							
21010101	Basic-Salary	-	-	13,905,000.00	13,905,000.00	-	13,905,000.00
21010102	Over Time Payments	-	-	13,159,000.00	13,159,000.00	-	13,159,000.00
21010103	Consolidated Revenue Fund Charge - Salaries	16,660,896.41	16,305,364.23	16,631,500.00	-	-	326,135.77
21020102	Housing/Rent Allowance	-	-	1,735,000.00	1,735,000.00	-	1,735,000.00
21020103	Transport Allowance	-	-	4,318,000.00	4,318,000.00	-	4,318,000.00
21020104	Meal Subsidy	-	-	264,000.00	264,000.00	-	264,000.00
21020105	Utility Allowance	-	-	1,155,000.00	1,155,000.00	-	1,155,000.00
21020106	Entertainment Allowance	-	-	123,000.00	123,000.00	-	123,000.00
21020107	Leave Allowance	-	-	1,229,000.00	1,229,000.00	-	1,229,000.00
21020108	Domestic Staff Allowance	-	-	1,924,000.00	1,924,000.00	-	1,924,000.00
21020145	Other Allowances and Benefits	-	-	6,088,000.00	6,088,000.00	-	6,088,000.00
<b>PERSONNEL COST Total</b>		<b>16,660,896.41</b>	<b>16,305,364.23</b>	<b>60,531,500.00</b>	<b>43,900,000.00</b>	<b>-</b>	<b>44,226,135.77</b>
<b>OTHER RECURRENT COSTS</b>							
22020101	Local Travel & Transport: Training	2,187,585.99	2,390,918.18	2,606,000.00	2,606,000.00	-	215,081.82
22020102	Local Travel & Transport: Others	300,000.00	929,829.40	1,185,000.00	1,185,000.00	-	255,170.60
22020103	International Travel & Transport: Training	-	300,000.00	1,108,000.00	1,108,000.00	-	808,000.00
22020105	Hotel Accommodation - Local	-	900,000.00	1,053,000.00	1,053,000.00	-	153,000.00
22020109	Per-Diem/Estacodes	-	50,000.00	1,108,000.00	1,108,000.00	-	1,058,000.00
22020201	Electricity Charges	-	-	1,105,000.00	1,105,000.00	-	1,105,000.00
22020202	Telephone Charges	-	-	159,000.00	159,000.00	-	159,000.00
22020203	Internet Access Charges	-	-	659,000.00	659,000.00	-	659,000.00
22020205	Water Rates	-	-	26,000.00	26,000.00	-	26,000.00
22020206	Sewerage Charges	-	-	220,000.00	220,000.00	-	220,000.00
22020207	Leased Communication Lines(s)	-	-	483,000.00	483,000.00	-	483,000.00
22020301	Office Stationeries/Computer Consumables	2,151,723.06	2,530,000.00	3,129,000.00	3,129,000.00	-	599,000.00
22020305	Printing of Non Security Documents	-	2,550,000.00	3,363,000.00	3,363,000.00	-	813,000.00
22020306	Printing of Security Documents	-	-	1,586,000.00	1,586,000.00	-	1,586,000.00
22020309	UniForms & Other Clothing	-	-	1,097,000.00	1,097,000.00	-	1,097,000.00
22020311	Food Stuff/Catering Materials Supplies	-	900,000.00	993,000.00	993,000.00	-	93,000.00
22020312	Other Materials and Supplies	1,635,000.00	2,665,000.00	2,760,000.00	2,760,000.00	-	95,000.00
22020401	Maintenance of Motor Vehicle/Transport Equipment	1,331,000.00	1,792,552.80	1,978,000.00	1,978,000.00	-	185,447.20
22020402	Maintenance of Office Furniture	-	810,471.94	1,382,000.00	1,382,000.00	-	571,528.06
22020403	Maintenance of Office Building/Residential Qtrs	-	465,000.00	656,000.00	656,000.00	-	191,000.00
22020404	Maintenance of Office/IT Equipments	150,000.00	645,000.00	993,000.00	993,000.00	-	348,000.00
22020405	Maintenance of Plants/Generators	100,000.00	-	1,117,000.00	1,117,000.00	-	1,117,000.00
22020406	Other Maintenance Services	790,000.00	2,132,884.33	2,149,000.00	2,149,000.00	-	16,115.67
22020407	Maintenance of Aircrafts	-	80,000.00	239,000.00	239,000.00	-	159,000.00
22020501	Local Training	1,897,552.80	1,097,000.00	1,597,000.00	1,597,000.00	-	500,000.00
22020502	International Training	-	-	1,060,000.00	1,060,000.00	-	1,060,000.00
22020601	Security Services	160,000.00	100,000.00	653,000.00	653,000.00	-	553,000.00

*Report of the Auditor General on the Accounts of Adamawa State Government for the year ended 31st December 2023*

**SCHEDULE OF RECURRENT EXPENDITURE CONTD.**

Economic Code	Economic Description	Actual	Actual	Final Budget	Original Budget	Supplementary	Variance
		2022	2023	2023	2023	Budget	2023
		₦	₦	₦	₦	₦	₦
22020603	Residential Rent	-	1,710,000.00	2,069,000.00	2,069,000.00	-	359,000.00
22020605	Cleaning & Fumigation Services	-	10,000.00	661,000.00	661,000.00	-	651,000.00
22020701	Financial Consulting	-	445,000.00	542,000.00	542,000.00	-	97,000.00
22020702	Information Technology Consulting	-	100,000.00	200,000.00	200,000.00	-	100,000.00
22020703	Legal Services	-	-	200,000.00	200,000.00	-	200,000.00
22020704	Engineering Services	-	-	299,000.00	299,000.00	-	299,000.00
22020705	Architectural Services	-	-	159,000.00	159,000.00	-	159,000.00
22020801	Motor Vehicle Fuel Cost	855,000.00	1,092,723.06	1,178,000.00	1,178,000.00	-	85,276.94
22020802	Other Transport Equipment Fuel Cost	-	205,000.00	439,000.00	439,000.00	-	234,000.00
22020803	Plant/Generator Fuel Cost	-	650,000.00	740,000.00	740,000.00	-	90,000.00
22020806	Cooking Gas/Fuel Cost	-	345,000.00	345,000.00	345,000.00	-	-
22020901	Bank Charges (Other Than Interest)	54,461.96	83,027.40	239,000.00	239,000.00	-	155,972.60
22021001	Refreshment & Meals	460,000.00	951,000.00	1,428,000.00	1,428,000.00	-	477,000.00
22021002	Honorarium & Sitting Allowance	1,190,000.00	1,045,136.26	1,165,000.00	1,165,000.00	-	119,863.74
22021003	Publicity & Advertisements	50,000.00	30,000.00	1,553,000.00	1,553,000.00	-	1,523,000.00
22021004	Medical Expenses-Local	430,000.00	1,365,000.00	1,366,100.00	1,311,000.00	-	1,100.00
22021006	Postages & Courier Services	-	120,000.00	1,093,000.00	1,093,000.00	-	973,000.00
22021007	Welfare Packages	975,000.00	10,000.00	1,390,000.00	1,390,000.00	-	1,380,000.00
22021008	Subscription to Professional Bodies	-	-	1,751,000.00	1,751,000.00	-	1,751,000.00
22021009	Sporting Activities	-	-	89,000.00	89,000.00	-	89,000.00
22021019	Medical Expenses-International	-	-	437,000.00	437,000.00	-	437,000.00
22021023	Development Plan Preparation Expenses	-	1,300,000.00	1,317,000.00	1,317,000.00	-	17,000.00
22021025	Other Miscellaneous Expenses	7,055,892.24	2,187,552.80	2,233,000.00	2,233,000.00	-	45,447.20
<b>OTHER RECURRENT COSTS Total</b>		<b>21,773,216.05</b>	<b>31,988,096.17</b>	<b>55,357,100.00</b>	<b>55,302,000.00</b>	<b>-</b>	<b>23,369,003.83</b>
<b>055100500100 - Local Government Staff Pension Board Total</b>		<b>38,434,112.46</b>	<b>48,293,460.40</b>	<b>115,888,600.00</b>	<b>99,202,000.00</b>	<b>-</b>	<b>67,595,139.60</b>
<b>055400100100 - Ministry of Rural Infrastructure &amp; Community Development</b>							
<b>PERSONNEL COST</b>							
21010101	Basic-Salary	30,981,555.85	25,140,235.26	35,783,200.00	35,812,000.00	-	10,642,964.74
21010103	Consolidated Revenue Fund Charge - Salaries	5,805,785.21	4,847,440.63	4,901,000.00	2,173,000.00	-	53,559.38
21020102	Housing/Rent Allowance	5,366,201.21	5,752,073.45	5,811,200.00	2,800,000.00	-	59,126.55
21020103	Transport Allowance	1,870,689.61	1,850,940.21	1,864,000.00	1,201,000.00	-	13,059.79
21020104	Meal Subsidy	337,419.04	348,208.22	348,400.00	341,000.00	-	191.78
21020105	Utility Allowance	1,254,432.52	1,004,341.29	1,286,000.00	1,286,000.00	-	281,658.71
21020106	Entertainment Allowance	39,086.40	39,086.40	41,000.00	41,000.00	-	1,913.60
21020107	Leave Allowance	2,320,031.77	2,504,704.00	3,387,000.00	3,387,000.00	-	882,296.00
21020108	Domestic Staff Allowance	1,300,980.96	1,300,980.96	1,306,000.00	1,306,000.00	-	5,019.04
21020111	Clinical Allowance	108,329.31	-	284,000.00	284,000.00	-	284,000.00
21020114	Teaching Allowance	24,423.50	293,082.00	299,000.00	-	-	5,918.00
21020120	Journal Allowance	-	-	15,000.00	15,000.00	-	15,000.00
21020121	Wiegging Allowance	17,773.18	106,639.08	108,800.00	-	-	2,160.92
21020127	UniForm Allowance	73,270.50	-	185,000.00	185,000.00	-	185,000.00
21020135	Furniture Allowance	5,385,354.59	4,447,329.98	5,505,000.00	5,505,000.00	-	1,057,670.02
21020145	Other Allowances and Benefits	2,949,592.89	2,840,000.00	5,793,000.00	5,793,000.00	-	2,953,000.00
<b>PERSONNEL COST Total</b>		<b>57,834,926.54</b>	<b>50,475,061.48</b>	<b>66,917,600.00</b>	<b>60,129,000.00</b>	<b>-</b>	<b>16,442,538.53</b>

*Report of the Auditor General on the Accounts of Adamawa State Government for the year ended 31st December 2023*

**SCHEDULE OF RECURRENT EXPENDITURE CONTD.**

Economic Code	Economic Description	Actual	Actual	Final Budget	Original Budget	Supplementary Budget	Variance
		2022	2023	2023	2023	2023	2023
		₦	₦	₦	₦	₦	₦
<b>OTHER RECURRENT COSTS</b>							
22020101	Local Travel & Transport: Training	150,000.00	23,000.00	23,500.00	97,000.00	-	500.00
22020102	Local Travel & Transport: Others	2,243,310.00	2,486,600.00	2,501,500.00	1,746,000.00	-	14,900.00
22020105	Hotel Accommodation - Local	-	35,000.00	36,300.00	220,000.00	-	1,300.00
22020204	Satellite Broadcasting Access Charges	-	97,000.00	97,500.00	74,000.00	-	500.00
22020301	Office Stationeries/Computer Consumables	226,000.00	964,900.00	976,100.00	406,000.00	-	11,200.00
22020401	Maintenance of Motor Vehicle/Transport Equipment	1,161,200.00	876,700.00	878,500.00	1,033,000.00	-	1,800.00
22020402	Maintenance of Office Furniture	24,000.00	62,000.00	62,600.00	106,000.00	-	600.00
22020403	Maintenance of Office Building/Residential Qtrs	18,000.00	28,000.00	28,300.00	35,000.00	-	300.00
22020404	Maintenance of Office/IT Equipments	47,000.00	267,100.00	267,900.00	299,000.00	-	800.00
22020405	Maintenance of Plants/Generators	20,700.00	38,000.00	41,100.00	132,000.00	-	3,100.00
22020504	Seminars/Workshop and Conferences	50,000.00	-	-	49,000.00	-	-
22020601	Security Services	1,081,000.00	356,000.00	356,200.00	348,000.00	-	200.00
22020605	Cleaning & Fumigation Services	107,000.00	167,500.00	170,000.00	176,000.00	-	2,500.00
22020801	Motor Vehicle Fuel Cost	560,000.00	1,284,000.00	1,293,500.00	759,000.00	-	9,500.00
22020803	Plant/Generator Fuel Cost	414,000.00	408,000.00	410,100.00	305,000.00	-	2,100.00
22020901	Bank Charges (Other Than Interest)	68,827.77	83,418.71	88,000.00	88,000.00	-	4,581.29
22021001	Refreshment & Meals	230,000.00	629,000.00	631,500.00	504,000.00	-	2,500.00
22021002	Honorarium & Sitting Allowance	26,000.00	30,000.00	32,000.00	62,000.00	-	2,000.00
22021003	Publicity & Advertisements	82,000.00	220,755.00	222,600.00	132,000.00	-	1,845.00
22021004	Medical Expenses-Local	-	120,000.00	122,000.00	176,000.00	-	2,000.00
22021006	Postages & Courier Services	48,000.00	44,000.00	44,200.00	35,000.00	-	200.00
22021007	Welfare Packages	699,000.00	1,870,000.00	1,877,600.00	1,492,000.00	-	7,600.00
22021023	Development Plan Preparation Expenses	114,000.00	145,700.00	274,200.00	308,000.00	-	128,500.00
22021025	Other Miscellaneous Expenses	7,330,500.00	9,371,600.00	9,449,700.00	5,467,000.00	-	78,100.00
<b>OTHER RECURRENT COSTS Total</b>		<b>14,700,537.77</b>	<b>19,608,273.71</b>	<b>19,884,900.00</b>	<b>14,049,000.00</b>	<b>-</b>	<b>276,626.29</b>
<b>055400100100 - Ministry of Rural Infrastructure &amp; Community Development Total</b>		<b>72,535,464.31</b>	<b>70,083,335.19</b>	<b>86,802,500.00</b>	<b>74,178,000.00</b>	<b>-</b>	<b>16,719,164.82</b>
<b>056800100100 - Ministry of Tertiary and Professional Education</b>							
<b>PERSONNEL COST</b>							
21010101	Basic-Salary	8,222,004.00	7,612,419.00	9,279,000.00	9,279,000.00	-	1,666,581.00
21010103	Consolidated Revenue Fund Charge - Salaries	5,805,785.21	2,423,720.31	2,428,800.00	2,173,000.00	-	5,079.69
21020102	Housing/Rent Allowance	1,410,898.77	1,741,725.08	1,762,400.00	709,000.00	-	20,674.92
21020103	Transport Allowance	393,775.65	493,551.30	499,500.00	199,000.00	-	5,948.70
21020104	Meal Subsidy	56,361.24	75,148.32	75,400.00	67,000.00	-	251.68
21020105	Utility Allowance	297,152.04	272,878.24	305,000.00	305,000.00	-	32,121.76
21020106	Entertainment Allowance	45,617.04	32,945.64	47,000.00	47,000.00	-	14,054.36
21020107	Leave Allowance	753,720.00	747,132.00	988,000.00	988,000.00	-	240,868.00
21020108	Domestic Staff Allowance	1,300,980.96	939,597.36	1,306,000.00	1,306,000.00	-	366,402.64
21020111	Clinical Allowance	18,787.08	-	48,000.00	48,000.00	-	48,000.00
21020114	Teaching Allowance	561,244.38	959,900.60	1,084,000.00	1,084,000.00	-	124,099.40
21020127	UniForm Allowance	280,622.19	-	705,000.00	705,000.00	-	705,000.00
21020135	Furniture Allowance	1,644,404.04	1,522,486.90	1,650,000.00	1,650,000.00	-	127,513.10
21020145	Other Allowances and Benefits	882,180.33	800,000.00	1,932,000.00	1,932,000.00	-	1,132,000.00

Report of the Auditor General on the Accounts of Adamawa State Government for the year ended 31st December 2023

SCHEDULE OF RECURRENT EXPENDITURE CONTD.

Economic Code	Economic Description	Actual 2022 ₦	Actual 2023 ₦	Final Budget 2023 ₦	Original Budget 2023 ₦	Supplementary Budget 2023 ₦	Variance 2023 ₦
<b>PERSONNEL COST Total</b>		<b>21,673,532.93</b>	<b>17,621,504.75</b>	<b>22,110,100.00</b>	<b>20,492,000.00</b>	<b>-</b>	<b>4,488,595.25</b>
<b>OTHER RECURRENT COSTS</b>							
22020101	Local Travel & Transport: Training	-	107,000.00	1,988,000.00	1,988,000.00	-	1,881,000.00
22020102	Local Travel & Transport: Others	64,800.00	10,154,900.00	10,289,700.00	3,415,000.00	-	134,800.00
22020103	International Travel & Transport: Training	-	-	88,000.00	88,000.00	-	88,000.00
22020104	International Travel & Transport: Others	-	-	88,000.00	88,000.00	-	88,000.00
22020109	Per-Diem/Estacodes	-	-	220,000.00	220,000.00	-	220,000.00
22020205	Water Rates	-	-	23,000.00	23,000.00	-	23,000.00
22020209	Other Utility Charges	25,500.00	10,000.00	23,000.00	23,000.00	-	13,000.00
22020301	Office Stationeries/Computer Consumables	217,500.00	136,500.00	264,000.00	264,000.00	-	127,500.00
22020302	Books	5,000.00	-	-	-	-	-
22020305	Printing of Non Security Documents	115,000.00	5,000.00	132,000.00	132,000.00	-	127,000.00
22020306	Printing of Security Documents	120,000.00	-	132,000.00	132,000.00	-	132,000.00
22020312	Other Materials and Supplies	492,500.00	311,000.00	351,000.00	351,000.00	-	40,000.00
22020401	Maintenance of Motor Vehicle/Transport Equipment	623,750.00	333,000.00	351,000.00	351,000.00	-	18,000.00
22020403	Maintenance of Office Building/Residential Qtrs	25,000.00	107,000.00	308,000.00	308,000.00	-	201,000.00
22020404	Maintenance of Office/IT Equipments	2,000,500.00	320,000.00	1,053,000.00	1,053,000.00	-	733,000.00
22020405	Maintenance of Plants/Generators	150,000.00	5,000.00	922,000.00	922,000.00	-	917,000.00
22020406	Other Maintenance Services	287,500.00	87,000.00	439,000.00	439,000.00	-	352,000.00
22020501	Local Training	-	-	878,000.00	878,000.00	-	878,000.00
22020502	International Training	-	-	229,000.00	229,000.00	-	229,000.00
22020801	Motor Vehicle Fuel Cost	285,000.00	169,500.00	439,000.00	439,000.00	-	269,500.00
22020803	Plant/Generator Fuel Cost	-	-	176,000.00	176,000.00	-	176,000.00
22020901	Bank Charges (Other Than Interest)	45,143.62	27,836.49	53,000.00	53,000.00	-	25,163.51
22021001	Refreshment & Meals	122,500.00	77,500.00	176,000.00	176,000.00	-	98,500.00
22021003	Publicity & Advertisements	-	-	44,000.00	44,000.00	-	44,000.00
22021004	Medical Expenses-Local	-	7,500.00	88,000.00	88,000.00	-	80,500.00
22021007	Welfare Packages	90,000.00	656,000.00	878,000.00	878,000.00	-	222,000.00
22021025	Other Miscellaneous Expenses	-	506,000.00	2,194,000.00	2,194,000.00	-	1,688,000.00
22021027	Daily Rated Allowance	-	1,560,000.00	1,755,000.00	1,755,000.00	-	195,000.00
<b>OTHER RECURRENT COSTS Total</b>		<b>4,669,693.62</b>	<b>14,580,736.49</b>	<b>23,581,700.00</b>	<b>16,707,000.00</b>	<b>-</b>	<b>9,000,963.51</b>
<b>056800100100 - Ministry of Tertiary and Professional Education Total</b>		<b>26,343,226.55</b>	<b>32,202,241.24</b>	<b>45,691,800.00</b>	<b>37,199,000.00</b>	<b>-</b>	<b>13,489,558.76</b>
<b>056800300100 - College of Agriculture Ganye</b>							
<b>PERSONNEL COST</b>							
21010101	Basic-Salary	581,270,356.59	595,301,504.73	629,108,000.00	629,108,000.00	-	33,806,495.27
21010103	Consolidated Revenue Fund Charge - Salaries	1,200,000.00	500,000.00	867,000.00	867,000.00	-	367,000.00
21020101	Non Regular Allowances	-	-	540,000.00	540,000.00	-	540,000.00
21020102	Housing/Rent Allowance	2,130,790.48	-	3,100,000.00	3,100,000.00	-	3,100,000.00
21020103	Transport Allowance	419,044.72	-	112,000.00	112,000.00	-	112,000.00
21020104	Meal Subsidy	116,489.47	-	180,000.00	180,000.00	-	180,000.00
21020105	Utility Allowance	91,227.06	-	119,000.00	119,000.00	-	119,000.00
21020107	Leave Allowance	34,457.28	-	514,000.00	514,000.00	-	514,000.00
21020108	Domestic Staff Allowance	205,611.12	-	265,000.00	265,000.00	-	265,000.00



*Report of the Auditor General on the Accounts of Adamawa State Government for the year ended 31st December 2023*

**SCHEDULE OF RECURRENT EXPENDITURE CONTD.**

Economic Code	Economic Description	Actual	Actual	Final Budget	Original Budget	Supplementary Budget	Variance
		2022	2023	2023	2023	2023	2023
		₦	₦	₦	₦	₦	₦
21020109	Shift Allowance	1,813,827.98	2,129,481.48	2,569,000.00	2,569,000.00	-	439,518.52
21020110	Call Duty Allowance	8,446,423.58	9,064,739.28	9,075,100.00	8,550,000.00	-	10,360.72
21020111	Clinical Allowance	271,434.02	-	407,000.00	407,000.00	-	407,000.00
21020112	Harzard Allowance	674,565.66	1,028,441.65	1,049,100.00	-	-	20,658.35
21020118	Siwes Allowance	5,250,128.66	4,701,933.53	4,737,400.00	2,931,000.00	-	35,466.47
21020119	Field Allowance	4,214,115.50	4,701,933.53	4,708,500.00	4,375,000.00	-	6,566.47
21020121	Wieghing Allowance	4,041,535.73	-	5,699,000.00	5,699,000.00	-	5,699,000.00
21020123	Responsibility Allowance	988,583.76	3,365,172.00	3,424,000.00	426,000.00	-	58,828.00
21020130	Special Allowance	1,154,725.00	-	1,629,000.00	1,629,000.00	-	1,629,000.00
21020137	Driver's Allowance	560,862.00	-	1,216,000.00	1,216,000.00	-	1,216,000.00
21020140	Academic Allowance	2,685,386.23	21,158,694.08	21,466,800.00	5,756,000.00	-	308,105.92
21020145	Other Allowances and Benefits	15,936,608.77	23,680,000.00	24,086,000.00	3,380,000.00	-	406,000.00
<b>PERSONNEL COST Total</b>		<b>631,506,173.61</b>	<b>665,631,900.28</b>	<b>714,871,900.00</b>	<b>671,743,000.00</b>	<b>-</b>	<b>49,239,999.72</b>
<b>OTHER RECURRENT COSTS</b>							
22020101	Local Travel & Transport: Training	-	657,600.00	878,000.00	878,000.00	-	220,400.00
22020105	Hotel Accommodation - Local	-	456,000.00	878,000.00	878,000.00	-	422,000.00
22020201	Electricity Charges	-	247,400.00	878,000.00	878,000.00	-	630,600.00
22020204	Satellite Broadcasting Access Charges	60,000.00	123,000.00	267,000.00	267,000.00	-	144,000.00
22020301	Office Stationeries/Computer Consumables	1,720,460.00	363,370.00	878,000.00	878,000.00	-	514,630.00
22020305	Printing of Non Security Documents	-	300,000.00	439,000.00	439,000.00	-	139,000.00
22020306	Printing of Security Documents	-	300,000.00	878,000.00	878,000.00	-	578,000.00
22020307	Drugs/Laboratory/Medical Supplies	30,000.00	367,000.00	439,000.00	439,000.00	-	72,000.00
22020309	UniForms & Other Clothing	-	465,000.00	465,600.00	439,000.00	-	600.00
22020310	Teaching Aids/Instruction Materials	180,000.00	1,456,460.00	1,462,200.00	1,171,000.00	-	5,740.00
22020311	Food Stuff/Catering Materials Supplies	-	103,000.00	119,000.00	119,000.00	-	16,000.00
22020401	Maintenance of Motor Vehicle/Transport Equipment	95,000.00	663,000.00	1,461,000.00	1,461,000.00	-	798,000.00
22020403	Maintenance of Office Building/Residential Qtrs	375,400.00	1,315,800.00	1,317,000.00	1,317,000.00	-	1,200.00
22020404	Maintenance of Office/IT Equipments	-	106,500.00	439,000.00	439,000.00	-	332,500.00
22020405	Maintenance of Plants/Generators	-	-	88,000.00	88,000.00	-	88,000.00
22020406	Other Maintenance Services	3,883,440.00	903,300.00	2,427,000.00	2,427,000.00	-	1,523,700.00
22020501	Local Training	1,840,440.00	2,061,500.00	2,765,000.00	2,765,000.00	-	703,500.00
22020601	Security Services	-	550,000.00	766,000.00	766,000.00	-	216,000.00
22020603	Residential Rent	-	1,046,500.00	1,317,000.00	1,317,000.00	-	270,500.00
22020604	Security Vote (Including Operations)	100,000.00	280,000.00	878,000.00	878,000.00	-	598,000.00
22020605	Cleaning & Fumigation Services	36,000.00	60,000.00	523,000.00	523,000.00	-	463,000.00
22020701	Financial Consulting	-	-	439,000.00	439,000.00	-	439,000.00
22020703	Legal Services	10,000.00	-	264,000.00	264,000.00	-	264,000.00
22020801	Motor Vehicle Fuel Cost	60,000.00	1,161,800.00	1,317,000.00	1,317,000.00	-	155,200.00
22020803	Plant/Generator Fuel Cost	6,000.00	51,500.00	98,000.00	98,000.00	-	46,500.00
22020901	Bank Charges (Other Than Interest)	5,561.00	21,998.59	176,000.00	176,000.00	-	154,001.41
22021001	Refreshment & Meals	514,850.00	824,700.00	878,000.00	878,000.00	-	53,300.00
22021002	Honorarium & Sitting Allowance	65,000.00	795,000.00	1,317,000.00	1,317,000.00	-	522,000.00
22021003	Publicity & Advertisements	83,000.00	602,000.00	1,317,000.00	1,317,000.00	-	715,000.00
22021004	Medical Expenses-Local	-	100,000.00	439,000.00	439,000.00	-	339,000.00
22021006	Postages & Courier Services	20,000.00	20,000.00	39,000.00	39,000.00	-	19,000.00

Report of the Auditor General on the Accounts of Adamawa State Government for the year ended 31st December 2023

SCHEDULE OF RECURRENT EXPENDITURE CONTD.

Economic Code	Economic Description	Actual	Actual	Final Budget	Original Budget	Supplementary Budget	Variance
		2022	2023	2023	2023	2023	2023
		₦	₦	₦	₦	₦	₦
22021007	Welfare Packages	412,000.00	1,377,000.00	2,194,000.00	2,194,000.00	-	817,000.00
22021009	Sporting Activities	-	709,380.00	878,000.00	878,000.00	-	168,620.00
22021023	Development Plan Preparation Expenses	-	143,960.00	878,000.00	878,000.00	-	734,040.00
22021025	Other Miscellaneous Expenses	-	116,000.00	878,000.00	878,000.00	-	762,000.00
<b>OTHER RECURRENT COSTS Total</b>		<b>9,497,151.00</b>	<b>17,748,768.59</b>	<b>30,674,800.00</b>	<b>30,357,000.00</b>	<b>-</b>	<b>12,926,031.41</b>
<b>056800300100 - College of Agriculture Ganye Total</b>		<b>641,003,324.61</b>	<b>683,380,668.87</b>	<b>745,546,700.00</b>	<b>702,100,000.00</b>	<b>-</b>	<b>62,166,031.13</b>
<b>056800400100 - College of Legal Studies Yola</b>							
<b>PERSONNEL COST</b>							
21010101	Basic-Salary	467,866,171.23	485,632,805.90	502,124,000.00	502,124,000.00	-	16,491,194.10
21010103	Consolidated Revenue Fund Charge - Salaries	1,920,000.00	800,000.00	1,387,000.00	1,387,000.00	-	587,000.00
21020102	Housing/Rent Allowance	1,479,725.18	342,664.54	2,775,000.00	2,775,000.00	-	2,432,335.46
21020103	Transport Allowance	141,290.74	135,975.94	136,100.00	130,000.00	-	124.06
21020104	Meal Subsidy	101,469.36	99,170.88	99,700.00	77,000.00	-	529.12
21020105	Utility Allowance	150,506.80	133,553.08	156,000.00	156,000.00	-	22,446.92
21020106	Entertainment Allowance	43,671.92	65,507.88	65,600.00	64,000.00	-	92.12
21020107	Leave Allowance	84,439.88	-	341,000.00	341,000.00	-	341,000.00
21020108	Domestic Staff Allowance	1,965,904.26	1,479,321.24	1,888,000.00	1,888,000.00	-	408,678.76
21020109	Shift Allowance	3,283,894.89	5,600,753.88	5,674,400.00	1,922,000.00	-	73,646.12
21020110	Call Duty Allowance	-	-	15,000.00	15,000.00	-	15,000.00
21020111	Clinical Allowance	239,445.75	-	347,000.00	347,000.00	-	347,000.00
21020112	Harzard Allowance	513,221.70	838,005.23	854,800.00	-	-	16,794.77
21020114	Teaching Allowance	-	7,863.30	8,100.00	-	-	236.70
21020118	Siwes Allowance	6,083,510.16	4,055,008.66	4,233,000.00	4,233,000.00	-	177,991.34
21020119	Field Allowance	3,992,243.84	4,055,008.66	4,059,700.00	3,825,000.00	-	4,691.34
21020120	Journal Allowance	16,376.98	98,261.88	100,300.00	-	-	2,038.12
21020121	Wiegthing Allowance	3,548,498.87	-	5,040,000.00	5,040,000.00	-	5,040,000.00
21020122	Hardship Allowance	128,946.19	98,261.88	99,600.00	36,000.00	-	1,338.12
21020128	Personal Assistance Allowance	-	327,539.40	334,100.00	-	-	6,560.60
21020130	Special Allowance	1,013,856.94	98,261.88	1,440,000.00	1,440,000.00	-	1,341,738.12
21020135	Furniture Allowance	87,343.84	144,237.02	146,200.00	48,000.00	-	1,962.98
21020140	Academic Allowance	2,290,322.23	18,247,537.66	18,612,500.00	-	-	364,962.34
21020142	ICT Allowance	-	180,000.00	183,600.00	-	-	3,600.00
21020143	Motor Vehicle/ Maintenance Allowance	32,753.96	-	36,000.00	36,000.00	-	36,000.00
21020145	Other Allowances and Benefits	10,572,569.17	13,555,508.00	13,785,200.00	2,072,000.00	-	229,692.00
<b>PERSONNEL COST Total</b>		<b>505,556,163.89</b>	<b>535,995,246.91</b>	<b>563,941,900.00</b>	<b>527,956,000.00</b>	<b>-</b>	<b>27,946,653.09</b>
<b>OTHER RECURRENT COSTS</b>							
22020101	Local Travel & Transport: Training	-	50,000.00	1,138,000.00	1,138,000.00	-	1,088,000.00
22020103	International Travel & Transport: Training	-	-	1,138,000.00	1,138,000.00	-	1,138,000.00
22020105	Hotel Accommodation - Local	-	-	1,138,000.00	1,138,000.00	-	1,138,000.00
22020201	Electricity Charges	-	376,000.00	1,138,000.00	1,138,000.00	-	762,000.00
22020202	Telephone Charges	-	60,000.00	878,000.00	878,000.00	-	818,000.00
22020203	Internet Access Charges	90,000.00	60,000.00	1,317,000.00	1,317,000.00	-	1,257,000.00
22020205	Water Rates	49,000.00	50,000.00	1,317,000.00	1,317,000.00	-	1,267,000.00

Report of the Auditor General on the Accounts of Adamawa State Government for the year ended 31st December 2023

SCHEDULE OF RECURRENT EXPENDITURE CONTD.

Economic Code	Economic Description	Actual	Actual	Final Budget	Original Budget	Supplementary Budget	Variance
		2022	2023	2023	2023	2023	2023
		₦	₦	₦	₦	₦	₦
22020301	Office Stationeries/Computer Consumables	160,000.00	354,000.00	1,550,000.00	1,550,000.00	-	1,196,000.00
22020302	Books	-	-	1,810,000.00	1,810,000.00	-	1,810,000.00
22020303	Newspapers	-	-	220,000.00	220,000.00	-	220,000.00
22020304	Magazines & Periodicals	-	-	88,000.00	88,000.00	-	88,000.00
22020305	Printing of Non Security Documents	-	30,000.00	1,138,000.00	1,138,000.00	-	1,108,000.00
22020306	Printing of Security Documents	-	-	1,084,000.00	1,084,000.00	-	1,084,000.00
22020307	Drugs/Laboratory/Medical Supplies	-	-	1,755,000.00	1,755,000.00	-	1,755,000.00
22020308	Field & Camping Materials Supplies	-	-	439,000.00	439,000.00	-	439,000.00
22020309	UniForms & Other Clothing	-	27,000.00	2,633,000.00	2,633,000.00	-	2,606,000.00
22020310	Teaching Aids/Instruction Materials	200,000.00	-	878,000.00	878,000.00	-	878,000.00
22020312	Other Materials and Supplies	-	230,000.00	3,099,000.00	3,099,000.00	-	2,869,000.00
22020401	Maintenance of Motor Vehicle/Transport Equipment	-	-	2,194,000.00	2,194,000.00	-	2,194,000.00
22020402	Maintenance of Office Furniture	-	-	2,194,000.00	2,194,000.00	-	2,194,000.00
22020403	Maintenance of Office Building/Residential Qtrs	-	-	2,194,000.00	2,194,000.00	-	2,194,000.00
22020404	Maintenance of Office/IT Equipments	387,000.00	-	2,194,000.00	2,194,000.00	-	2,194,000.00
22020405	Maintenance of Plants/Generators	-	45,000.00	3,072,000.00	3,072,000.00	-	3,027,000.00
22020406	Other Maintenance Services	317,200.00	31,900.00	878,000.00	878,000.00	-	846,100.00
22020407	Maintenance of Aircrafts	-	-	2,633,000.00	2,633,000.00	-	2,633,000.00
22020501	Local Training	-	-	878,000.00	878,000.00	-	878,000.00
22020502	International Training	-	-	2,221,000.00	2,221,000.00	-	2,221,000.00
22020504	Seminars/Workshop and Conferences	-	-	2,633,000.00	2,633,000.00	-	2,633,000.00
22020601	Security Services	100,000.00	-	2,633,000.00	2,633,000.00	-	2,633,000.00
22020602	Office Rent	-	-	2,687,000.00	2,687,000.00	-	2,687,000.00
22020603	Residential Rent	-	-	2,964,000.00	2,964,000.00	-	2,964,000.00
22020605	Cleaning & Fumigation Services	120,000.00	-	2,441,000.00	2,441,000.00	-	2,441,000.00
22020705	Architectural Services	-	-	659,000.00	659,000.00	-	659,000.00
22020801	Motor Vehicle Fuel Cost	320,000.00	145,000.00	2,194,000.00	2,194,000.00	-	2,049,000.00
22020803	Plant/Generator Fuel Cost	260,000.00	333,000.00	3,099,000.00	3,099,000.00	-	2,766,000.00
22020901	Bank Charges (Other Than Interest)	5,821.72	10,643.24	53,000.00	53,000.00	-	42,356.76
22021001	Refreshment & Meals	460,000.00	2,762,454.55	3,099,000.00	3,099,000.00	-	336,545.45
22021002	Honorarium & Sitting Allowance	1,578,200.00	50,000.00	2,330,000.00	2,330,000.00	-	2,280,000.00
22021003	Publicity & Advertisements	-	-	439,000.00	439,000.00	-	439,000.00
22021004	Medical Expenses-Local	-	170,000.00	2,633,000.00	2,633,000.00	-	2,463,000.00
22021006	Postages & Courier Services	-	-	220,000.00	220,000.00	-	220,000.00
22021007	Welfare Packages	500,000.00	-	2,893,000.00	2,893,000.00	-	2,893,000.00
22021008	Subscription to Professional Bodies	-	-	2,330,000.00	2,330,000.00	-	2,330,000.00
22021009	Sporting Activities	-	-	439,000.00	439,000.00	-	439,000.00
22021010	Direct Teaching & Laboratory Cost	-	-	439,000.00	439,000.00	-	439,000.00
22021023	Development Plan Preparation Expenses	-	-	439,000.00	439,000.00	-	439,000.00
22021025	Other Miscellaneous Expenses	-	1,045,000.00	2,275,000.00	2,275,000.00	-	1,230,000.00
22021027	Daily Rated Allowance	-	1,239,000.00	1,758,000.00	1,758,000.00	-	519,000.00
<b>OTHER RECURRENT COSTS Total</b>		<b>4,547,221.72</b>	<b>7,068,997.79</b>	<b>79,873,000.00</b>	<b>79,873,000.00</b>	<b>-</b>	<b>72,804,002.21</b>
<b>056800400100 - College of Legal Studies Yola Total</b>		<b>510,103,385.61</b>	<b>543,064,244.70</b>	<b>643,814,900.00</b>	<b>607,829,000.00</b>	<b>-</b>	<b>100,750,655.30</b>
<b>056801800100 - Adamawa State Polytechnic Yola</b>							

Report of the Auditor General on the Accounts of Adamawa State Government for the year ended 31st December 2023

SCHEDULE OF RECURRENT EXPENDITURE CONTD.

Economic Code	Economic Description	Actual	Actual	Final Budget	Original Budget	Supplementary Budget	Variance
		2022	2023	2023	2023	2023	2023
		₦	₦	₦	₦	₦	₦
<b>PERSONNEL COST</b>							
21010101	Basic-Salary	1,202,088,153.92	1,329,461,519.42	1,340,117,700.00	796,654,000.00	-	10,656,180.58
21010103	Consolidated Revenue Fund Charge - Salaries	1,600,000.00	850,000.00	851,700.00	769,000.00	-	1,700.00
21020102	Housing/Rent Allowance	7,255,604.63	2,039,570.16	6,564,000.00	6,564,000.00	-	4,524,429.84
21020103	Transport Allowance	5,087,263.96	475,247.04	506,000.00	506,000.00	-	30,752.96
21020104	Meal Subsidy	339,586.83	222,183.60	489,000.00	489,000.00	-	266,816.40
21020105	Utility Allowance	1,022,088.91	1,051,266.48	1,055,700.00	834,000.00	-	4,433.52
21020106	Entertainment Allowance	237,909.44	403,997.16	407,500.00	229,000.00	-	3,502.84
21020107	Leave Allowance	544,989.68	817,484.52	1,156,000.00	1,156,000.00	-	338,515.48
21020108	Domestic Staff Allowance	3,410,733.89	3,578,275.20	3,598,000.00	2,596,000.00	-	19,724.80
21020109	Shift Allowance	2,175,386.75	2,812,909.22	3,843,000.00	3,843,000.00	-	1,030,090.78
21020110	Call Duty Allowance	2,631,144.94	2,395,835.17	2,409,300.00	1,724,000.00	-	13,464.83
21020111	Clinical Allowance	230,783.68	-	695,000.00	695,000.00	-	695,000.00
21020112	Harzard Allowance	600,121.76	747,523.46	762,500.00	-	-	14,976.54
21020118	Siwes Allowance	11,252,905.03	15,507,524.00	15,727,100.00	4,531,000.00	-	219,576.00
21020119	Field Allowance	14,027,870.59	15,507,524.00	15,640,200.00	8,875,000.00	-	132,676.00
21020121	Wieghing Allowance	12,344,381.62	-	18,313,000.00	18,313,000.00	-	18,313,000.00
21020123	Responsibility Allowance	4,738,496.76	9,343,316.73	9,510,700.00	975,000.00	-	167,383.27
21020129	Newspapers Allowance	410,730.45	-	315,000.00	315,000.00	-	315,000.00
21020130	Special Allowance	5,005,764.68	-	6,910,000.00	6,910,000.00	-	6,910,000.00
21020132	Non Clinical Allowance	33,666.43	-	-	-	-	-
21020135	Furniture Allowance	-	-	1,051,000.00	1,051,000.00	-	1,051,000.00
21020137	Driver's Allowance	1,533,884.48	-	3,429,000.00	3,429,000.00	-	3,429,000.00
21020140	Academic Allowance	35,682,862.22	69,783,883.16	70,935,300.00	12,215,000.00	-	1,151,416.84
21020143	Motor Vehicle/ Maintenance Allowance	201,998.58	1,211,991.48	1,236,300.00	-	-	24,308.52
21020145	Other Allowances and Benefits	13,385,111.43	40,680,000.00	41,453,400.00	2,011,000.00	-	773,400.00
<b>PERSONNEL COST Total</b>		<b>1,325,841,440.66</b>	<b>1,496,890,050.80</b>	<b>1,546,976,400.00</b>	<b>874,684,000.00</b>	<b>-</b>	<b>50,086,349.20</b>
<b>OTHER RECURRENT COSTS</b>							
22020101	Local Travel & Transport: Training	343,040.00	1,500,000.00	5,634,000.00	5,634,000.00	-	4,134,000.00
22020102	Local Travel & Transport: Others	176,560.00	-	15,900,000.00	15,900,000.00	-	15,900,000.00
22020103	International Travel & Transport: Training	760,000.00	-	4,388,000.00	4,388,000.00	-	4,388,000.00
22020105	Hotel Accommodation - Local	-	-	4,388,000.00	4,388,000.00	-	4,388,000.00
22020107	Hotel Accommodation - Local Training	144,000.00	-	-	-	-	-
22020109	Per-Diem/Estacodes	-	-	4,388,000.00	4,388,000.00	-	4,388,000.00
22020201	Electricity Charges	-	-	17,550,000.00	17,550,000.00	-	17,550,000.00
22020203	Internet Access Charges	27,000.00	-	4,388,000.00	4,388,000.00	-	4,388,000.00
22020204	Satellite Broadcasting Access Charges	-	-	4,388,000.00	4,388,000.00	-	4,388,000.00
22020205	Water Rates	-	-	1,755,000.00	1,755,000.00	-	1,755,000.00
22020206	Sewerage Charges	-	-	4,388,000.00	4,388,000.00	-	4,388,000.00
22020207	Leased Communication Lines(s)	-	-	878,000.00	878,000.00	-	878,000.00
22020301	Office Stationeries/Computer Consumables	-	-	14,040,000.00	14,040,000.00	-	14,040,000.00
22020302	Books	-	-	6,143,000.00	6,143,000.00	-	6,143,000.00
22020303	Newspapers	-	-	2,633,000.00	2,633,000.00	-	2,633,000.00
22020305	Printing of Non Security Documents	-	-	4,388,000.00	4,388,000.00	-	4,388,000.00
22020307	Drugs/Laboratory/Medical Supplies	-	-	7,020,000.00	7,020,000.00	-	7,020,000.00

Report of the Auditor General on the Accounts of Adamawa State Government for the year ended 31st December 2023

SCHEDULE OF RECURRENT EXPENDITURE CONTD.

Economic Code	Economic Description	Actual	Actual	Final Budget	Original Budget	Supplementary	Variance
		2022	2023	2023	2023	Budget 2023	2023
		₦	₦	₦	₦	₦	₦
22020308	Field & Camping Materials Supplies	-	-	4,388,000.00	4,388,000.00	-	4,388,000.00
22020309	UniForms & Other Clothing	-	-	6,143,000.00	6,143,000.00	-	6,143,000.00
22020310	Teaching Aids/Instruction Materials	-	-	13,163,000.00	13,163,000.00	-	13,163,000.00
22020311	Food Stuff/Catering Materials Supplies	-	-	7,020,000.00	7,020,000.00	-	7,020,000.00
22020312	Other Materials and Supplies	-	-	13,163,000.00	13,163,000.00	-	13,163,000.00
22020401	Maintenance of Motor Vehicle/Transport Equipment	35,000.00	-	17,550,000.00	17,550,000.00	-	17,550,000.00
22020402	Maintenance of Office Furniture	-	-	8,775,000.00	8,775,000.00	-	8,775,000.00
22020403	Maintenance of Office Building/Residential Qtrs	-	-	11,105,000.00	11,105,000.00	-	11,105,000.00
22020404	Maintenance of Office/IT Equipments	100,000.00	-	6,582,000.00	6,582,000.00	-	6,582,000.00
22020405	Maintenance of Plants/Generators	134,000.00	-	13,163,000.00	13,163,000.00	-	13,163,000.00
22020406	Other Maintenance Services	-	-	10,530,000.00	10,530,000.00	-	10,530,000.00
22020407	Maintenance of Aircrafts	-	-	8,775,000.00	8,775,000.00	-	8,775,000.00
22020410	Maintenance of Street Lightings	-	-	6,143,000.00	6,143,000.00	-	6,143,000.00
22020413	Minor Road Maintenance	-	-	6,143,000.00	6,143,000.00	-	6,143,000.00
22020501	Local Training	-	-	6,143,000.00	6,143,000.00	-	6,143,000.00
22020502	International Training	-	-	4,388,000.00	4,388,000.00	-	4,388,000.00
22020504	Seminars/Workshop and Conferences	-	-	8,775,000.00	8,775,000.00	-	8,775,000.00
22020601	Security Services	-	-	13,434,000.00	13,434,000.00	-	13,434,000.00
22020603	Residential Rent	-	-	8,775,000.00	8,775,000.00	-	8,775,000.00
22020604	Security Vote (Including Operations)	-	-	17,550,000.00	17,550,000.00	-	17,550,000.00
22020605	Cleaning & Fumigation Services	-	-	26,325,000.00	26,325,000.00	-	26,325,000.00
22020701	Financial Consulting	-	-	4,388,000.00	4,388,000.00	-	4,388,000.00
22020702	Information Technology Consulting	-	-	3,510,000.00	3,510,000.00	-	3,510,000.00
22020703	Legal Services	-	-	4,388,000.00	4,388,000.00	-	4,388,000.00
22020704	Engineering Services	-	-	1,755,000.00	1,755,000.00	-	1,755,000.00
22020705	Architectural Services	-	-	2,633,000.00	2,633,000.00	-	2,633,000.00
22020706	Surveying Services	-	-	1,755,000.00	1,755,000.00	-	1,755,000.00
22020707	Agricultural Consulting	-	-	6,143,000.00	6,143,000.00	-	6,143,000.00
22020709	Other Consulting Services	-	-	2,275,000.00	2,275,000.00	-	2,275,000.00
22020801	Motor Vehicle Fuel Cost	-	1,300,000.00	2,275,000.00	2,275,000.00	-	975,000.00
22020802	Other Transport Equipment Fuel Cost	-	-	4,388,000.00	4,388,000.00	-	4,388,000.00
22020803	Plant/Generator Fuel Cost	-	-	5,265,000.00	5,265,000.00	-	5,265,000.00
22020901	Bank Charges (Other Than Interest)	4,399.50	8,320.37	3,510,000.00	3,510,000.00	-	3,501,679.63
22020902	Insurance Premium	-	-	5,265,000.00	5,265,000.00	-	5,265,000.00
22020904	Other CRF Bank Charges	-	-	1,755,000.00	1,755,000.00	-	1,755,000.00
22021001	Refreshment & Meals	211,000.00	-	8,775,000.00	8,775,000.00	-	8,775,000.00
22021002	Honorarium & Sitting Allowance	260,000.00	-	4,659,000.00	4,659,000.00	-	4,659,000.00
22021003	Publicity & Advertisements	-	-	4,388,000.00	4,388,000.00	-	4,388,000.00
22021004	Medical Expenses-Local	250,000.00	-	4,388,000.00	4,388,000.00	-	4,388,000.00
22021005	Services and School Fees Payment	-	-	1,755,000.00	1,755,000.00	-	1,755,000.00
22021006	Postages & Courier Services	-	-	1,755,000.00	1,755,000.00	-	1,755,000.00
22021007	Welfare Packages	100,000.00	-	13,163,000.00	13,163,000.00	-	13,163,000.00
22021008	Subscription to Professional Bodies	-	-	10,530,000.00	10,530,000.00	-	10,530,000.00
22021009	Sporting Activities	475,400.00	-	4,388,000.00	4,388,000.00	-	4,388,000.00
22021010	Direct Teaching & Laboratory Cost	-	-	8,775,000.00	8,775,000.00	-	8,775,000.00
22021014	Budget Preparation Expensis	-	-	1,755,000.00	1,755,000.00	-	1,755,000.00

*Report of the Auditor General on the Accounts of Adamawa State Government for the year ended 31st December 2023*

**SCHEDULE OF RECURRENT EXPENDITURE CONTD.**

Economic Code	Economic Description	Actual	Actual	Final Budget	Original Budget	Supplementary Budget	Variance
		2022	2023	2023	2023	2023	2023
		₦	₦	₦	₦	₦	₦
22021021	Special Days/Celebrations	-	-	2,633,000.00	2,633,000.00	-	2,633,000.00
22021022	Youth Corpers Allowance	-	-	1,755,000.00	1,755,000.00	-	1,755,000.00
22021023	Development Plan Preparation Expenses	-	-	878,000.00	878,000.00	-	878,000.00
22021024	Final Accounts Preparation Expenses	-	-	878,000.00	878,000.00	-	878,000.00
22021025	Other Miscellaneous Expenses	40,000.00	828,000.00	21,635,000.00	21,635,000.00	-	20,807,000.00
22021026	Monitoring and Evaluation Recurrent	-	-	878,000.00	878,000.00	-	878,000.00
22021027	Daily Rated Allowance	-	-	13,163,000.00	13,163,000.00	-	13,163,000.00
<b>OTHER RECURRENT COSTS Total</b>		<b>3,060,399.50</b>	<b>3,636,320.37</b>	<b>475,758,000.00</b>	<b>475,758,000.00</b>	<b>-</b>	<b>472,121,679.63</b>
<b>056801800100 - Adamawa State Polytechnic Yola Total</b>		<b>1,328,901,840.16</b>	<b>1,500,526,371.17</b>	<b>2,022,734,400.00</b>	<b>1,350,442,000.00</b>	<b>-</b>	<b>522,208,028.83</b>
<b>056801900100 - College of Education Hong</b>							
<b>PERSONNEL COST</b>							
21010101	Basic-Salary	1,106,799,538.44	1,166,624,849.17	1,167,313,900.00	1,132,173,000.00	-	689,050.83
21010103	Consolidated Revenue Fund Charge - Salaries	4,170,000.00	1,700,000.00	1,703,000.00	1,551,000.00	-	3,000.00
21020102	Housing/Rent Allowance	6,144,961.97	3,059,355.24	8,363,000.00	8,363,000.00	-	5,303,644.76
21020103	Transport Allowance	1,439,697.76	712,870.56	720,200.00	347,000.00	-	7,329.44
21020104	Meal Subsidy	381,597.54	333,275.40	561,000.00	561,000.00	-	227,724.60
21020105	Utility Allowance	366,293.31	364,908.24	367,000.00	367,000.00	-	2,091.76
21020107	Leave Allowance	3,851,474.57	650,747.04	656,500.00	366,000.00	-	5,752.96
21020108	Domestic Staff Allowance	822,444.48	822,444.48	826,000.00	826,000.00	-	3,555.52
21020109	Shift Allowance	1,671,396.04	2,286,265.14	2,291,000.00	2,053,000.00	-	4,734.86
21020110	Call Duty Allowance	-	-	43,000.00	43,000.00	-	43,000.00
21020111	Clinical Allowance	179,818.53	-	584,000.00	584,000.00	-	584,000.00
21020112	Harzard Allowance	331,393.68	430,562.40	439,200.00	-	-	8,637.60
21020118	Siwes Allowance	11,372,139.99	12,295,791.46	12,426,700.00	5,753,000.00	-	130,908.54
21020119	Field Allowance	11,693,943.29	12,295,791.46	12,310,100.00	11,585,000.00	-	14,308.54
21020121	Wiegthing Allowance	10,149,890.53	-	25,239,000.00	25,239,000.00	-	25,239,000.00
21020123	Responsibility Allowance	767,472.96	278,053.92	3,070,000.00	3,070,000.00	-	2,791,946.08
21020130	Special Allowance	1,886,592.46	-	8,636,000.00	8,636,000.00	-	8,636,000.00
21020135	Furniture Allowance	5,086.59	-	-	-	-	-
21020137	Driver's Allowance	25,085.72	-	59,000.00	59,000.00	-	59,000.00
21020140	Academic Allowance	6,864,592.69	55,331,039.14	56,330,400.00	5,364,000.00	-	999,360.86
21020145	Other Allowances and Benefits	36,983,942.61	40,770,000.00	41,329,900.00	12,778,000.00	-	559,900.00
<b>PERSONNEL COST Total</b>		<b>1,205,907,363.16</b>	<b>1,297,955,953.65</b>	<b>1,343,268,900.00</b>	<b>1,219,718,000.00</b>	<b>-</b>	<b>45,312,946.35</b>
<b>OTHER RECURRENT COSTS</b>							
22020101	Local Travel & Transport: Training	-	-	4,871,000.00	4,871,000.00	-	4,871,000.00
22020102	Local Travel & Transport: Others	-	-	3,247,000.00	3,247,000.00	-	3,247,000.00
22020103	International Travel & Transport: Training	-	-	3,159,000.00	3,159,000.00	-	3,159,000.00
22020104	International Travel & Transport: Others	-	-	3,072,000.00	3,072,000.00	-	3,072,000.00
22020204	Satellite Broadcasting Access Charges	-	-	290,000.00	290,000.00	-	290,000.00
22020301	Office Stationeries/Computer Consumables	-	-	3,423,000.00	3,423,000.00	-	3,423,000.00
22020302	Books	-	-	439,000.00	439,000.00	-	439,000.00
22020305	Printing of Non Security Documents	-	-	483,000.00	483,000.00	-	483,000.00
22020306	Printing of Security Documents	-	-	1,668,000.00	1,668,000.00	-	1,668,000.00

Report of the Auditor General on the Accounts of Adamawa State Government for the year ended 31st December 2023

SCHEDULE OF RECURRENT EXPENDITURE CONTD.

Economic Code	Economic Description	Actual	Actual	Final Budget	Original Budget	Supplementary	Variance
		2022	2023	2023	2023	Budget	2023
		₦	₦	₦	₦	₦	₦
22020307	Drugs/Laboratory/Medical Supplies	-	-	2,282,000.00	2,282,000.00	-	2,282,000.00
22020309	UniForms & Other Clothing	-	-	1,317,000.00	1,317,000.00	-	1,317,000.00
22020311	Food Stuff/Catering Materials Supplies	-	-	1,755,000.00	1,755,000.00	-	1,755,000.00
22020401	Maintenance of Motor Vehicle/Transport Equipment	-	-	3,335,000.00	3,335,000.00	-	3,335,000.00
22020402	Maintenance of Office Furniture	-	-	1,580,000.00	1,580,000.00	-	1,580,000.00
22020403	Maintenance of Office Building/Residential Qtrs	-	-	1,492,000.00	1,492,000.00	-	1,492,000.00
22020404	Maintenance of Office/IT Equipments	-	-	2,896,000.00	2,896,000.00	-	2,896,000.00
22020405	Maintenance of Plants/Generators	-	-	878,000.00	878,000.00	-	878,000.00
22020406	Other Maintenance Services	267,161.25	860,000.00	1,580,000.00	1,580,000.00	-	720,000.00
22020601	Security Services	-	169,000.00	834,000.00	834,000.00	-	665,000.00
22020604	Security Vote (Including Operations)	-	-	101,000.00	101,000.00	-	101,000.00
22020605	Cleaning & Fumigation Services	-	-	101,000.00	101,000.00	-	101,000.00
22020801	Motor Vehicle Fuel Cost	-	-	2,633,000.00	2,633,000.00	-	2,633,000.00
22020802	Other Transport Equipment Fuel Cost	-	-	2,896,000.00	2,896,000.00	-	2,896,000.00
22020803	Plant/Generator Fuel Cost	-	-	2,896,000.00	2,896,000.00	-	2,896,000.00
22020806	Cooking Gas/Fuel Cost	-	-	527,000.00	527,000.00	-	527,000.00
22020901	Bank Charges (Other Than Interest)	1,326.05	3,547.22	351,000.00	351,000.00	-	347,452.78
22021001	Refreshment & Meals	-	-	1,755,000.00	1,755,000.00	-	1,755,000.00
22021002	Honorarium & Sitting Allowance	-	222,000.00	3,159,000.00	3,159,000.00	-	2,937,000.00
22021003	Publicity & Advertisements	-	-	571,000.00	571,000.00	-	571,000.00
22021006	Postages & Courier Services	-	-	74,000.00	74,000.00	-	74,000.00
22021007	Welfare Packages	-	-	264,000.00	264,000.00	-	264,000.00
22021008	Subscription to Professional Bodies	-	-	553,000.00	553,000.00	-	553,000.00
22021009	Sporting Activities	-	-	724,000.00	724,000.00	-	724,000.00
22021010	Direct Teaching & Laboratory Cost	-	-	553,000.00	553,000.00	-	553,000.00
22021023	Development Plan Preparation Expenses	-	-	738,000.00	738,000.00	-	738,000.00
22021025	Other Miscellaneous Expenses	1,539,558.73	1,853,000.00	10,179,000.00	10,179,000.00	-	8,326,000.00
<b>OTHER RECURRENT COSTS Total</b>		<b>1,808,046.03</b>	<b>3,107,547.22</b>	<b>66,676,000.00</b>	<b>66,676,000.00</b>	<b>-</b>	<b>63,568,452.78</b>
<b>056801900100 - College of Education Hong Total</b>		<b>1,207,715,409.19</b>	<b>1,301,063,500.87</b>	<b>1,409,944,900.00</b>	<b>1,286,394,000.00</b>	<b>-</b>	<b>108,881,399.13</b>
<b>056802100100 - Adamawa State University Mubi</b>							
<b>PERSONNEL COST</b>							
21010101	Basic-Salary	758,080,244.41	372,067,717.92	867,328,000.00	867,328,000.00	-	495,260,282.08
21010104	Basic Wages	185,600,123.00	96,520,850.86	225,000,000.00	225,000,000.00	-	128,479,149.14
21010105	Salaries Arrears	-	-	88,834,000.00	88,834,000.00	-	88,834,000.00
21020102	Housing/Rent Allowance	172,530,200.05	-	351,478,000.00	351,478,000.00	-	351,478,000.00
21020104	Meal Subsidy	-	150,777,580.52	153,793,200.00	-	-	3,015,619.48
21020105	Utility Allowance	-	38,108,147.84	38,870,400.00	-	-	762,252.16
21020107	Leave Allowance	-	365,442,097.74	372,751,000.00	-	-	7,308,902.26
21020133	Regular Allowance	199,200,156.00	170,556,204.30	397,584,000.00	397,584,000.00	-	227,027,795.70
21020145	Other Allowances and Benefits	234,102,115.35	-	151,883,000.00	851,883,000.00	-	151,883,000.00
21020202	Contributory Pension	38,157,150.63	-	43,875,000.00	43,875,000.00	-	43,875,000.00
<b>PERSONNEL COST Total</b>		<b>1,587,669,989.44</b>	<b>1,193,472,599.18</b>	<b>2,691,396,600.00</b>	<b>2,825,982,000.00</b>	<b>-</b>	<b>1,497,924,000.82</b>
<b>OTHER RECURRENT COSTS</b>							

Report of the Auditor General on the Accounts of Adamawa State Government for the year ended 31st December 2023

SCHEDULE OF RECURRENT EXPENDITURE CONTD.

Economic Code	Economic Description	Actual	Actual	Final Budget	Original Budget	Supplementary Budget	Variance
		2022	2023	2023	2023	2023	2023
		₦	₦	₦	₦	₦	₦
22020101	Local Travel & Transport: Training	-	4,538,000.00	45,934,000.00	45,934,000.00	-	41,396,000.00
22020102	Local Travel & Transport: Others	-	108,945,129.00	109,544,600.00	78,975,000.00	-	599,471.00
22020103	International Travel & Transport: Training	-	-	17,550,000.00	17,550,000.00	-	17,550,000.00
22020104	International Travel & Transport: Others	-	10,315,000.00	32,934,000.00	32,934,000.00	-	22,619,000.00
22020201	Electricity Charges	4,803,768.57	9,697,410.36	17,550,000.00	17,550,000.00	-	7,852,589.64
22020202	Telephone Charges	1,686,700.00	2,833,250.00	6,143,000.00	6,143,000.00	-	3,309,750.00
22020203	Internet Access Charges	-	3,691,292.00	28,546,000.00	28,546,000.00	-	24,854,708.00
22020204	Satellite Broadcasting Access Charges	1,227,161.25	2,625,200.00	3,510,000.00	3,510,000.00	-	884,800.00
22020205	Water Rates	-	5,011,450.00	5,024,000.00	4,388,000.00	-	12,550.00
22020206	Sewerage Charges	-	781,420.00	4,388,000.00	4,388,000.00	-	3,606,580.00
22020207	Leased Communication Lines(s)	-	700,000.00	13,163,000.00	13,163,000.00	-	12,463,000.00
22020209	Other Utility Charges	-	1,061,064.00	8,775,000.00	8,775,000.00	-	7,713,936.00
22020301	Office Stationeries/Computer Consumables	-	116,517,714.00	117,729,000.00	55,955,000.00	-	1,211,286.00
22020302	Books	58,745,809.13	3,245,200.00	33,042,000.00	33,042,000.00	-	29,796,800.00
22020305	Printing of Non Security Documents	-	1,220,000.00	17,550,000.00	17,550,000.00	-	16,330,000.00
22020306	Printing of Security Documents	-	618,976.00	50,592,000.00	50,592,000.00	-	49,973,024.00
22020307	Drugs/Laboratory/Medical Supplies	-	6,268,000.00	35,100,000.00	35,100,000.00	-	28,832,000.00
22020308	Field & Camping Materials Supplies	20,488,864.53	821,000.00	13,163,000.00	13,163,000.00	-	12,342,000.00
22020309	UniForms & Other Clothing	-	1,170,000.00	30,412,000.00	30,412,000.00	-	29,242,000.00
22020310	Teaching Aids/Instruction Materials	-	291,900.00	26,325,000.00	26,325,000.00	-	26,033,100.00
22020311	Food Stuff/Catering Materials Supplies	-	253,000.00	26,325,000.00	26,325,000.00	-	26,072,000.00
22020312	Other Materials and Supplies	-	6,839,000.00	21,938,000.00	21,938,000.00	-	15,099,000.00
22020401	Maintenance of Motor Vehicle/Transport Equipment	14,202,900.00	18,385,550.00	39,488,000.00	39,488,000.00	-	21,102,450.00
22020402	Maintenance of Office Furniture	104,845,989.63	4,647,600.00	30,713,000.00	30,713,000.00	-	26,065,400.00
22020403	Maintenance of Office Building/Residential Qtrs	8,485,260.74	22,360,120.00	48,263,000.00	48,263,000.00	-	25,902,880.00
22020404	Maintenance of Office/IT Equipments	3,826,380.00	5,217,100.00	13,163,000.00	13,163,000.00	-	7,945,900.00
22020405	Maintenance of Plants/Generators	93,010.00	4,251,750.00	41,817,000.00	41,817,000.00	-	37,565,250.00
22020406	Other Maintenance Services	11,534,237.71	30,304,460.00	43,875,000.00	43,875,000.00	-	13,570,540.00
22020501	Local Training	104,019,729.50	14,925,745.47	14,961,100.00	13,163,000.00	-	35,354.53
22020502	International Training	-	19,730,088.60	19,773,700.00	17,550,000.00	-	43,611.40
22020503	Other Trainings	-	73,195,182.90	74,395,900.00	13,163,000.00	-	1,200,717.10
22020601	Security Services	25,000,000.00	5,242,000.00	30,713,000.00	30,713,000.00	-	25,471,000.00
22020602	Office Rent	-	1,149,561.75	1,172,600.00	-	-	23,038.25
22020603	Residential Rent	-	-	4,388,000.00	4,388,000.00	-	4,388,000.00
22020604	Security Vote (Including Operations)	9,145,082.07	-	17,550,000.00	17,550,000.00	-	17,550,000.00
22020605	Cleaning & Fumigation Services	2,426,600.00	5,141,000.00	21,938,000.00	21,938,000.00	-	16,797,000.00
22020701	Financial Consulting	-	1,390,000.00	13,163,000.00	13,163,000.00	-	11,773,000.00
22020702	Information Technology Consulting	-	-	26,325,000.00	26,325,000.00	-	26,325,000.00
22020703	Legal Services	4,083,400.00	1,400,000.00	21,938,000.00	21,938,000.00	-	20,538,000.00
22020704	Engineering Services	-	-	17,550,000.00	17,550,000.00	-	17,550,000.00
22020705	Architectural Services	-	-	13,163,000.00	13,163,000.00	-	13,163,000.00
22020706	Surveying Services	-	-	17,550,000.00	17,550,000.00	-	17,550,000.00
22020709	Other Consulting Services	-	-	30,713,000.00	30,713,000.00	-	30,713,000.00
22020801	Motor Vehicle Fuel Cost	-	1,697,700.00	26,325,000.00	26,325,000.00	-	24,627,300.00
22020802	Other Transport Equipment Fuel Cost	-	-	8,775,000.00	8,775,000.00	-	8,775,000.00
22020803	Plant/Generator Fuel Cost	63,989,719.29	180,579,930.00	181,969,200.00	185,424,000.00	-	1,389,270.00



Report of the Auditor General on the Accounts of Adamawa State Government for the year ended 31st December 2023

SCHEDULE OF RECURRENT EXPENDITURE CONTD.

Economic Code	Economic Description	Actual	Actual	Final Budget	Original Budget	Supplementary Budget	Variance
		2022	2023	2023	2023	2023	2023
		₦	₦	₦	₦	₦	₦
22020806	Cooking Gas/Fuel Cost	-	111,100.00	6,143,000.00	6,143,000.00	-	6,031,900.00
22020901	Bank Charges (Other Than Interest)	-	-	4,388,000.00	4,388,000.00	-	4,388,000.00
22020902	Insurance Premium	22,808,901.38	-	36,855,000.00	36,855,000.00	-	36,855,000.00
22021001	Refreshment & Meals	37,416,739.89	22,130,390.00	60,889,000.00	60,889,000.00	-	38,758,610.00
22021002	Honorarium & Sitting Allowance	119,769,815.47	21,071,904.41	52,650,000.00	52,650,000.00	-	31,578,095.59
22021003	Publicity & Advertisements	11,161,132.94	8,361,650.00	17,550,000.00	17,550,000.00	-	9,188,350.00
22021004	Medical Expenses-Local	12,500,000.00	1,600,000.00	17,550,000.00	17,550,000.00	-	15,950,000.00
22021008	Subscription to Professional Bodies	6,679,946.88	1,372,300.00	13,163,000.00	13,163,000.00	-	11,790,700.00
22021009	Sporting Activities	6,813,000.00	704,000.00	21,938,000.00	21,938,000.00	-	21,234,000.00
22021020	Foreign Scholarship Scheme	-	-	1,755,000.00	1,755,000.00	-	1,755,000.00
22021023	Development Plan Preparation Expenses	1,294,161.25	148,500.00	13,163,000.00	13,163,000.00	-	13,014,500.00
22021024	Final Accounts Preparation Expenses	-	-	8,775,000.00	8,775,000.00	-	8,775,000.00
22021025	Other Miscellaneous Expenses	-	52,264,820.97	358,584,000.00	358,584,000.00	-	306,319,179.03
22021026	Monitoring and Evaluation Recurrent	-	-	122,309,000.00	122,309,000.00	-	122,309,000.00
<b>OTHER RECURRENT COSTS Total</b>		<b>657,048,310.23</b>	<b>784,826,459.46</b>	<b>2,160,632,100.00</b>	<b>2,004,680,000.00</b>	<b>-</b>	<b>1,375,805,640.54</b>
<b>056802100100 - Adamawa State University Mubi Total</b>		<b>2,244,718,299.67</b>	<b>1,978,299,058.64</b>	<b>4,852,028,700.00</b>	<b>4,830,662,000.00</b>	<b>-</b>	<b>2,873,729,641.36</b>
<b>056802200100 - Adamawa State Scholarship Trust Fund</b>							
<b>PERSONNEL COST</b>							
21010101	Basic-Salary	2,855,493.12	2,875,069.60	20,258,000.00	20,258,000.00	-	17,382,930.40
21010103	Consolidated Revenue Fund Charge - Salaries	3,660,000.00	1,950,000.00	2,644,000.00	2,644,000.00	-	694,000.00
21020102	Housing/Rent Allowance	435,557.20	657,815.32	660,100.00	545,000.00	-	2,284.68
21020103	Transport Allowance	257,986.83	271,761.68	272,200.00	250,000.00	-	438.32
21020104	Meal Subsidy	38,830.08	57,094.48	72,000.00	72,000.00	-	14,905.52
21020105	Utility Allowance	136,118.88	135,112.40	160,000.00	160,000.00	-	24,887.60
21020107	Leave Allowance	261,756.00	285,552.00	317,000.00	317,000.00	-	31,448.00
21020111	Clinical Allowance	19,415.04	-	22,000.00	22,000.00	-	22,000.00
21020114	Teaching Allowance	56,881.35	136,515.24	139,300.00	-	-	2,784.76
21020127	UniForm Allowance	34,128.81	-	50,000.00	50,000.00	-	50,000.00
21020135	Furniture Allowance	226,338.64	363,071.56	367,900.00	124,000.00	-	4,828.44
21020145	Other Allowances and Benefits	393,632.41	400,000.00	1,071,000.00	1,071,000.00	-	671,000.00
<b>PERSONNEL COST Total</b>		<b>8,376,138.36</b>	<b>7,131,992.28</b>	<b>26,033,500.00</b>	<b>25,513,000.00</b>	<b>-</b>	<b>18,901,507.72</b>
<b>OTHER RECURRENT COSTS</b>							
22020101	Local Travel & Transport: Training	-	720,000.00	725,700.00	439,000.00	-	5,700.00
22020102	Local Travel & Transport: Others	96,120,831.00	571,000.00	571,600.00	542,000.00	-	600.00
22020105	Hotel Accommodation - Local	-	-	132,000.00	132,000.00	-	132,000.00
22020109	Per-Diem/Estacodes	1,555,000.00	915,000.00	916,200.00	857,000.00	-	1,200.00
22020201	Electricity Charges	142,600.00	455,000.00	460,600.00	176,000.00	-	5,600.00
22020203	Internet Access Charges	250,000.00	520,000.00	527,000.00	527,000.00	-	7,000.00
22020209	Other Utility Charges	35,000.00	339,000.00	344,100.00	88,000.00	-	5,100.00
22020301	Office Stationeries/Computer Consumables	990,000.00	4,091,000.00	4,120,200.00	2,633,000.00	-	29,200.00
22020304	Magazines & Periodicals	-	-	27,000.00	27,000.00	-	27,000.00
22020305	Printing of Non Security Documents	-	155,000.00	264,000.00	264,000.00	-	109,000.00
22020306	Printing of Security Documents	-	342,500.00	347,600.00	88,000.00	-	5,100.00

Report of the Auditor General on the Accounts of Adamawa State Government for the year ended 31st December 2023

SCHEDULE OF RECURRENT EXPENDITURE CONTD.

Economic Code	Economic Description	Actual 2022 ₦	Actual 2023 ₦	Final Budget 2023 ₦	Original Budget 2023 ₦	Supplementary Budget 2023 ₦	Variance 2023 ₦
22020312	Other Materials and Supplies	168,200.00	632,600.00	635,600.00	483,000.00	-	3,000.00
22020401	Maintenance of Motor Vehicle/Transport Equipment	46,500.00	390,000.00	439,000.00	439,000.00	-	49,000.00
22020402	Maintenance of Office Furniture	-	201,000.00	242,000.00	242,000.00	-	41,000.00
22020403	Maintenance of Office Building/Residential Qtrs	380,500.00	395,000.00	439,000.00	439,000.00	-	44,000.00
22020404	Maintenance of Office/IT Equipments	185,650.00	65,000.00	176,000.00	176,000.00	-	111,000.00
22020405	Maintenance of Plants/Generators	93,900.00	125,200.00	132,000.00	132,000.00	-	6,800.00
22020406	Other Maintenance Services	270,500.00	559,500.00	564,600.00	308,000.00	-	5,100.00
22020501	Local Training	-	121,680,000.00	124,111,900.00	88,000.00	-	2,431,900.00
22020605	Cleaning & Fumigation Services	13,600.00	45,000.00	71,000.00	71,000.00	-	26,000.00
22020702	Information Technology Consulting	-	70,000.00	71,000.00	71,000.00	-	1,000.00
22020801	Motor Vehicle Fuel Cost	100,000.00	172,365.00	220,000.00	220,000.00	-	47,635.00
22020803	Plant/Generator Fuel Cost	45,000.00	-	84,000.00	84,000.00	-	84,000.00
22020901	Bank Charges (Other Than Interest)	126,398.78	2,286,048.44	2,329,200.00	132,000.00	-	43,151.56
22021001	Refreshment & Meals	285,000.00	1,247,000.00	1,261,400.00	527,000.00	-	14,400.00
22021002	Honorarium & Sitting Allowance	-	435,000.00	435,800.00	395,000.00	-	800.00
22021003	Publicity & Advertisements	-	-	109,000.00	109,000.00	-	109,000.00
22021006	Postages & Courier Services	-	-	6,000.00	6,000.00	-	6,000.00
22021009	Sporting Activities	845,000.00	190,370.00	190,700.00	176,000.00	-	330.00
22021023	Development Plan Preparation Expenses	-	165,000.00	176,000.00	176,000.00	-	11,000.00
22021027	Daily Rated Allowance	630,000.00	1,000,000.00	1,001,100.00	948,000.00	-	1,100.00
<b>OTHER RECURRENT COSTS Total</b>		<b>102,283,679.78</b>	<b>137,767,583.44</b>	<b>141,131,300.00</b>	<b>10,995,000.00</b>	<b>-</b>	<b>3,363,716.56</b>
<b>056802200100 - Adamawa State Scholarship Trust Fund Total</b>		<b>110,659,818.14</b>	<b>144,899,575.72</b>	<b>167,164,800.00</b>	<b>36,508,000.00</b>	<b>-</b>	<b>22,265,224.28</b>
<b>056802300100 - College of Nursing &amp; Midwifery Yola</b>							
<b>PERSONNEL COST</b>							
21010101	Basic-Salary	182,589,294.24	242,945,278.45	352,887,000.00	352,887,000.00	-	109,941,721.55
21010103	Consolidated Revenue Fund Charge - Salaries	1,313,341.75	500,000.00	1,603,000.00	1,603,000.00	-	1,103,000.00
21020102	Housing/Rent Allowance	701,926.92	935,902.56	12,096,000.00	12,096,000.00	-	11,160,097.44
21020103	Transport Allowance	257,503.05	-	6,754,000.00	6,754,000.00	-	6,754,000.00
21020104	Meal Subsidy	-	-	3,936,000.00	3,936,000.00	-	3,936,000.00
21020105	Utility Allowance	374,361.00	374,361.00	4,039,000.00	4,039,000.00	-	3,664,639.00
21020106	Entertainment Allowance	280,770.75	374,361.00	378,500.00	170,000.00	-	4,139.00
21020107	Leave Allowance	161,184.14	124,788.00	3,105,000.00	3,105,000.00	-	2,980,212.00
21020108	Domestic Staff Allowance	701,926.92	935,902.56	940,600.00	705,000.00	-	4,697.44
21020109	Shift Allowance	155,791.26	276,160.00	507,000.00	507,000.00	-	230,840.00
21020110	Call Duty Allowance	23,827,434.70	7,803,468.81	17,959,000.00	17,959,000.00	-	10,155,531.19
21020111	Clinical Allowance	1,829,599.67	-	2,481,000.00	2,481,000.00	-	2,481,000.00
21020112	Harzard Allowance	3,661,430.99	24,663,951.75	25,086,400.00	3,546,000.00	-	422,448.25
21020118	Siwes Allowance	233,189.00	-	410,000.00	410,000.00	-	410,000.00
21020120	Journal Allowance	46,795.14	187,180.56	191,000.00	-	-	3,819.44
21020123	Responsibility Allowance	280,343.00	-	1,013,000.00	1,013,000.00	-	1,013,000.00
21020130	Special Allowance	475,452.55	-	1,441,000.00	1,441,000.00	-	1,441,000.00
21020137	Driver's Allowance	155,983.76	935,902.56	954,700.00	-	-	18,797.44
21020138	Admin Allowance	181,981.03	311,967.48	315,400.00	141,000.00	-	3,432.52
21020140	Academic Allowance	-	9,787,800.73	9,983,600.00	-	-	195,799.27

*Report of the Auditor General on the Accounts of Adamawa State Government for the year ended 31st December 2023*

**SCHEDULE OF RECURRENT EXPENDITURE CONTD.**

Economic Code	Economic Description	Actual	Actual	Final Budget	Original Budget	Supplementary Budget	Variance
		2022	2023	2023	2023	2023	2023
		₦	₦	₦	₦	₦	₦
21020145	Other Allowances and Benefits	4,342,008.71	9,020,000.00	9,155,000.00	2,272,000.00	-	135,000.00
<b>PERSONNEL COST Total</b>		<b>221,570,318.58</b>	<b>299,177,025.46</b>	<b>455,236,200.00</b>	<b>415,065,000.00</b>	<b>-</b>	<b>156,059,174.54</b>
<b>OTHER RECURRENT COSTS</b>							
22020101	Local Travel & Transport: Training	190,800.00	-	-	-	-	-
22020102	Local Travel & Transport: Others	2,844,950.00	1,812,440.00	3,250,000.00	3,250,000.00	-	1,437,560.00
22020105	Hotel Accommodation - Local	925,250.00	1,187,950.00	3,250,000.00	3,250,000.00	-	2,062,050.00
22020106	Hotel Accommodation - International	689,500.00	-	-	-	-	-
22020201	Electricity Charges	1,940,400.00	-	2,372,000.00	2,372,000.00	-	2,372,000.00
22020202	Telephone Charges	-	90,000.00	124,000.00	124,000.00	-	34,000.00
22020203	Internet Access Charges	1,148,890.00	908,740.00	2,167,000.00	2,167,000.00	-	1,258,260.00
22020204	Satellite Broadcasting Access Charges	-	15,000.00	2,167,000.00	2,167,000.00	-	2,152,000.00
22020205	Water Rates	136,000.00	243,000.00	244,900.00	148,000.00	-	1,900.00
22020206	Sewerage Charges	194,000.00	-	2,167,000.00	2,167,000.00	-	2,167,000.00
22020209	Other Utility Charges	-	100,000.00	1,084,000.00	1,084,000.00	-	984,000.00
22020301	Office Stationeries/Computer Consumables	424,250.00	306,250.00	867,000.00	867,000.00	-	560,750.00
22020302	Books	706,150.00	2,519,400.00	2,526,500.00	2,167,000.00	-	7,100.00
22020303	Newspapers	15,000.00	-	-	-	-	-
22020304	Magazines & Periodicals	24,200.00	-	-	-	-	-
22020305	Printing of Non Security Documents	13,066,990.00	2,776,500.00	9,221,000.00	9,221,000.00	-	6,444,500.00
22020306	Printing of Security Documents	4,841,000.00	2,500,000.00	9,221,000.00	9,221,000.00	-	6,721,000.00
22020308	Field & Camping Materials Supplies	625,280.00	1,472,000.00	3,250,000.00	3,250,000.00	-	1,778,000.00
22020309	UniForms & Other Clothing	3,388,000.00	3,560,000.00	5,417,000.00	5,417,000.00	-	1,857,000.00
22020310	Teaching Aids/Instruction Materials	2,374,000.00	396,000.00	5,832,000.00	5,832,000.00	-	5,436,000.00
22020312	Other Materials and Supplies	1,749,400.00	876,100.00	3,703,000.00	3,703,000.00	-	2,826,900.00
22020313	Chemical and Reagents Materials Supplies	1,076,000.00	1,330,000.00	1,625,000.00	1,625,000.00	-	295,000.00
22020401	Maintenance of Motor Vehicle/Transport Equipment	2,023,000.00	1,287,500.00	6,143,000.00	6,143,000.00	-	4,855,500.00
22020402	Maintenance of Office Furniture	1,032,500.00	985,500.00	2,307,000.00	2,307,000.00	-	1,321,500.00
22020403	Maintenance of Office Building/Residential Qtrs	2,740,890.00	3,649,000.00	3,657,000.00	3,250,000.00	-	8,000.00
22020404	Maintenance of Office/IT Equipments	1,178,120.00	1,041,800.00	2,307,000.00	2,307,000.00	-	1,265,200.00
22020405	Maintenance of Plants/Generators	2,593,500.00	-	3,390,000.00	3,390,000.00	-	3,390,000.00
22020406	Other Maintenance Services	2,608,150.00	4,711,000.00	4,726,900.00	3,920,000.00	-	15,900.00
22020601	Security Services	2,950,000.00	1,695,000.00	4,146,000.00	4,146,000.00	-	2,451,000.00
22020603	Residential Rent	15,000.00	-	-	-	-	-
22020604	Security Vote (Including Operations)	417,090.00	-	623,000.00	623,000.00	-	623,000.00
22020605	Cleaning & Fumigation Services	4,601,300.00	3,476,940.00	6,841,000.00	6,841,000.00	-	3,364,060.00
22020702	Information Technology Consulting	1,672,250.00	2,568,000.00	2,623,000.00	2,623,000.00	-	55,000.00
22020703	Legal Services	588,000.00	82,230.00	1,222,000.00	1,222,000.00	-	1,139,770.00
22020704	Engineering Services	888,000.00	-	2,623,000.00	2,623,000.00	-	2,623,000.00
22020705	Architectural Services	-	-	2,623,000.00	2,623,000.00	-	2,623,000.00
22020706	Surveying Services	-	45,000.00	2,623,000.00	2,623,000.00	-	2,578,000.00
22020801	Motor Vehicle Fuel Cost	1,600,300.00	549,000.00	4,674,000.00	4,674,000.00	-	4,125,000.00
22020802	Other Transport Equipment Fuel Cost	675,600.00	2,633,500.00	4,674,000.00	4,674,000.00	-	2,040,500.00
22020803	Plant/Generator Fuel Cost	730,000.00	-	-	-	-	-
22020806	Cooking Gas/Fuel Cost	-	-	594,000.00	594,000.00	-	594,000.00
22020901	Bank Charges (Other Than Interest)	1,231,669.82	225,130.87	380,000.00	380,000.00	-	154,869.13

Report of the Auditor General on the Accounts of Adamawa State Government for the year ended 31st December 2023

SCHEDULE OF RECURRENT EXPENDITURE CONTD.

Economic Code	Economic Description	Actual	Actual	Final Budget	Original Budget	Supplementary	Variance
		2022	2023	2023	2023	Budget	2023
		₦	₦	₦	₦	₦	₦
22020902	Insurance Premium	490,000.00	-	3,034,000.00	3,034,000.00	-	3,034,000.00
22021001	Refreshment & Meals	1,493,900.00	622,800.00	4,938,000.00	4,938,000.00	-	4,315,200.00
22021002	Honorarium & Sitting Allowance	5,825,550.00	8,257,500.00	10,353,000.00	10,353,000.00	-	2,095,500.00
22021003	Publicity & Advertisements	685,840.00	-	1,225,000.00	1,225,000.00	-	1,225,000.00
22021004	Medical Expenses-Local	-	750,000.00	1,227,000.00	1,227,000.00	-	477,000.00
22021006	Postages & Courier Services	15,000.00	420,000.00	571,000.00	571,000.00	-	151,000.00
22021007	Welfare Packages	222,000.00	350,000.00	571,000.00	571,000.00	-	221,000.00
22021008	Subscription to Professional Bodies	115,000.00	10,000.00	1,879,000.00	1,879,000.00	-	1,869,000.00
22021009	Sporting Activities	100,000.00	50,000.00	632,000.00	632,000.00	-	582,000.00
22021010	Direct Teaching & Laboratory Cost	20,665,250.00	3,045,000.00	16,343,000.00	16,343,000.00	-	13,298,000.00
22021020	Foreign Scholarship Scheme	500,000.00	164,000.00	1,154,000.00	1,154,000.00	-	990,000.00
22021023	Development Plan Preparation Expenses	3,745,920.00	2,643,560.00	2,993,000.00	2,993,000.00	-	349,440.00
22021024	Final Accounts Preparation Expenses	200,000.00	50,000.00	571,000.00	571,000.00	-	521,000.00
22021025	Other Miscellaneous Expenses	4,911,600.00	19,493,159.63	52,093,000.00	52,093,000.00	-	32,599,840.37
22021026	Monitoring and Evaluation Recurrent	2,058,020.00	3,250,500.00	3,266,200.00	2,469,000.00	-	15,700.00
<b>OTHER RECURRENT COSTS Total</b>		<b>104,933,509.82</b>	<b>82,149,500.50</b>	<b>215,515,500.00</b>	<b>213,048,000.00</b>	<b>-</b>	<b>133,365,999.50</b>
<b>056802300100 - College of Nursing &amp; Midwifery Yola Total</b>		<b>326,503,828.40</b>	<b>381,326,525.96</b>	<b>670,751,700.00</b>	<b>628,113,000.00</b>	<b>-</b>	<b>289,425,174.04</b>
<b>056802400100 - College of Health Technology Michika</b>							
<b>PERSONNEL COST</b>							
21010101	Basic-Salary	148,572,849.92	189,159,809.34	203,529,000.00	203,529,000.00	-	14,369,190.66
21010103	Consolidated Revenue Fund Charge - Salaries	1,407,452.42	500,000.00	940,000.00	940,000.00	-	440,000.00
21020102	Housing/Rent Allowance	2,198,122.78	3,059,355.24	3,089,200.00	1,572,000.00	-	29,844.76
21020103	Transport Allowance	716,773.60	712,870.56	721,800.00	271,000.00	-	8,929.44
21020104	Meal Subsidy	348,181.75	333,275.40	431,000.00	431,000.00	-	97,724.60
21020105	Utility Allowance	293,953.86	364,908.24	366,500.00	286,000.00	-	1,591.76
21020107	Leave Allowance	327,344.16	620,231.04	627,400.00	262,000.00	-	7,168.96
21020108	Domestic Staff Allowance	662,524.72	822,444.48	826,100.00	644,000.00	-	3,655.52
21020109	Shift Allowance	1,172,246.02	1,378,349.20	1,386,000.00	1,000,000.00	-	7,650.80
21020110	Call Duty Allowance	-	26,457.88	30,000.00	30,000.00	-	3,542.12
21020111	Clinical Allowance	295,534.00	-	305,000.00	305,000.00	-	305,000.00
21020112	Harzard Allowance	304,828.33	515,929.12	526,300.00	-	-	10,370.88
21020118	Siwes Allowance	1,201,772.32	1,275,589.02	1,402,000.00	1,402,000.00	-	126,410.98
21020119	Field Allowance	1,307,381.26	1,275,589.02	1,280,700.00	1,025,000.00	-	5,110.98
21020121	Wiegging Allowance	1,136,922.89	-	1,345,000.00	1,345,000.00	-	1,345,000.00
21020123	Responsibility Allowance	247,071.00	-	774,000.00	774,000.00	-	774,000.00
21020130	Special Allowance	246,387.60	-	767,000.00	767,000.00	-	767,000.00
21020140	Academic Allowance	572,598.78	5,740,151.80	5,855,000.00	-	-	114,848.20
21020145	Other Allowances and Benefits	4,878,569.63	9,760,000.00	9,872,800.00	4,120,000.00	-	112,800.00
<b>PERSONNEL COST Total</b>		<b>165,890,515.04</b>	<b>215,544,960.34</b>	<b>234,074,800.00</b>	<b>218,703,000.00</b>	<b>-</b>	<b>18,529,839.66</b>
<b>OTHER RECURRENT COSTS</b>							
22020101	Local Travel & Transport: Training	210,000.00	-	2,422,000.00	2,422,000.00	-	2,422,000.00
22020102	Local Travel & Transport: Others	267,621.00	90,000.00	3,298,000.00	3,298,000.00	-	3,208,000.00
22020103	International Travel & Transport: Training	-	-	88,000.00	88,000.00	-	88,000.00

Report of the Auditor General on the Accounts of Adamawa State Government for the year ended 31st December 2023

SCHEDULE OF RECURRENT EXPENDITURE CONTD.

Economic Code	Economic Description	Actual	Actual	Final Budget	Original Budget	Supplementary	Variance
		2022	2023	2023	2023	Budget	2023
		₦	₦	₦	₦	₦	₦
22020105	Hotel Accommodation - Local	-	-	2,326,000.00	2,326,000.00	-	2,326,000.00
22020106	Hotel Accommodation - International	-	-	176,000.00	176,000.00	-	176,000.00
22020108	Hotel Accommodation - International Training	-	-	176,000.00	176,000.00	-	176,000.00
22020109	Per-Diem/Estacodes	-	-	44,000.00	44,000.00	-	44,000.00
22020201	Electricity Charges	-	-	457,000.00	457,000.00	-	457,000.00
22020202	Telephone Charges	-	304,000.00	309,600.00	27,000.00	-	5,600.00
22020203	Internet Access Charges	-	-	308,000.00	308,000.00	-	308,000.00
22020204	Satellite Broadcasting Access Charges	-	-	44,000.00	44,000.00	-	44,000.00
22020205	Water Rates	-	-	44,000.00	44,000.00	-	44,000.00
22020206	Sewerage Charges	-	-	615,000.00	615,000.00	-	615,000.00
22020207	Leased Communication Lines(s)	-	-	44,000.00	44,000.00	-	44,000.00
22020209	Other Utility Charges	75,000.00	-	395,000.00	395,000.00	-	395,000.00
22020301	Office Stationeries/Computer Consumables	966,600.00	110,000.00	395,000.00	395,000.00	-	285,000.00
22020302	Books	-	-	176,000.00	176,000.00	-	176,000.00
22020305	Printing of Non Security Documents	-	-	308,000.00	308,000.00	-	308,000.00
22020306	Printing of Security Documents	-	-	2,194,000.00	2,194,000.00	-	2,194,000.00
22020307	Drugs/Laboratory/Medical Supplies	-	-	439,000.00	439,000.00	-	439,000.00
22020308	Field & Camping Materials Supplies	-	-	88,000.00	88,000.00	-	88,000.00
22020309	UniForms & Other Clothing	-	-	2,194,000.00	2,194,000.00	-	2,194,000.00
22020310	Teaching Aids/Instruction Materials	-	-	220,000.00	220,000.00	-	220,000.00
22020311	Food Stuff/Catering Materials Supplies	-	-	176,000.00	176,000.00	-	176,000.00
22020312	Other Materials and Supplies	-	-	1,086,000.00	1,086,000.00	-	1,086,000.00
22020401	Maintenance of Motor Vehicle/Transport Equipment	-	25,000.00	1,317,000.00	1,317,000.00	-	1,292,000.00
22020402	Maintenance of Office Furniture	-	-	2,866,000.00	2,866,000.00	-	2,866,000.00
22020403	Maintenance of Office Building/Residential Qtrs	-	-	2,454,000.00	2,454,000.00	-	2,454,000.00
22020404	Maintenance of Office/IT Equipments	200,000.00	-	2,836,000.00	2,836,000.00	-	2,836,000.00
22020405	Maintenance of Plants/Generators	-	-	1,094,000.00	1,094,000.00	-	1,094,000.00
22020406	Other Maintenance Services	15,000.00	-	1,023,000.00	1,023,000.00	-	1,023,000.00
22020501	Local Training	-	-	3,072,000.00	3,072,000.00	-	3,072,000.00
22020502	International Training	-	-	88,000.00	88,000.00	-	88,000.00
22020503	Other Trainings	-	-	983,000.00	983,000.00	-	983,000.00
22020601	Security Services	20,000.00	-	1,387,000.00	1,387,000.00	-	1,387,000.00
22020602	Office Rent	-	-	1,598,000.00	1,598,000.00	-	1,598,000.00
22020603	Residential Rent	-	-	395,000.00	395,000.00	-	395,000.00
22020604	Security Vote (Including Operations)	1,000,000.00	500,000.00	1,317,000.00	1,317,000.00	-	817,000.00
22020605	Cleaning & Fumigation Services	-	-	1,755,000.00	1,755,000.00	-	1,755,000.00
22020701	Financial Consulting	-	-	2,194,000.00	2,194,000.00	-	2,194,000.00
22020702	Information Technology Consulting	-	-	866,000.00	866,000.00	-	866,000.00
22020703	Legal Services	-	-	88,000.00	88,000.00	-	88,000.00
22020704	Engineering Services	-	-	88,000.00	88,000.00	-	88,000.00
22020705	Architectural Services	-	-	88,000.00	88,000.00	-	88,000.00
22020706	Surveying Services	-	-	88,000.00	88,000.00	-	88,000.00
22020709	Other Consulting Services	-	-	492,000.00	492,000.00	-	492,000.00
22020801	Motor Vehicle Fuel Cost	340,000.00	-	1,896,000.00	1,896,000.00	-	1,896,000.00
22020802	Other Transport Equipment Fuel Cost	-	-	1,059,000.00	1,059,000.00	-	1,059,000.00
22020803	Plant/Generator Fuel Cost	-	-	746,000.00	746,000.00	-	746,000.00

Report of the Auditor General on the Accounts of Adamawa State Government for the year ended 31st December 2023

SCHEDULE OF RECURRENT EXPENDITURE CONTD.

Economic Code	Economic Description	Actual	Actual	Final Budget	Original Budget	Supplementary	Variance
		2022	2023	2023	2023	Budget 2023	2023
		₦	₦	₦	₦	₦	₦
22020901	Bank Charges (Other Than Interest)	96,654.80	123,029.19	746,000.00	746,000.00	-	622,970.81
22020902	Insurance Premium	-	-	44,000.00	44,000.00	-	44,000.00
22021001	Refreshment & Meals	-	150,000.00	1,106,000.00	1,106,000.00	-	956,000.00
22021002	Honorarium & Sitting Allowance	530,000.00	50,000.00	1,317,000.00	1,317,000.00	-	1,267,000.00
22021003	Publicity & Advertisements	-	-	1,404,000.00	1,404,000.00	-	1,404,000.00
22021004	Medical Expenses-Local	-	-	702,000.00	702,000.00	-	702,000.00
22021006	Postages & Courier Services	-	-	123,000.00	123,000.00	-	123,000.00
22021007	Welfare Packages	-	-	106,000.00	106,000.00	-	106,000.00
22021008	Subscription to Professional Bodies	60,000.00	-	659,000.00	659,000.00	-	659,000.00
22021009	Sporting Activities	-	-	176,000.00	176,000.00	-	176,000.00
22021023	Development Plan Preparation Expenses	-	-	2,264,000.00	2,264,000.00	-	2,264,000.00
22021025	Other Miscellaneous Expenses	4,342,160.00	500,000.00	9,279,000.00	9,279,000.00	-	8,779,000.00
22021026	Monitoring and Evaluation Recurrent	-	-	659,000.00	659,000.00	-	659,000.00
<b>OTHER RECURRENT COSTS Total</b>		<b>8,123,035.80</b>	<b>1,852,029.19</b>	<b>66,397,600.00</b>	<b>66,115,000.00</b>	<b>-</b>	<b>64,545,570.81</b>
<b>056802400100 - College of Health Technology Michika Total</b>		<b>174,013,550.84</b>	<b>217,396,989.53</b>	<b>300,472,400.00</b>	<b>284,818,000.00</b>	<b>-</b>	<b>83,075,410.47</b>
<b>05 - Social Sector Total</b>		<b>22,975,551,387.37</b>	<b>26,124,149,573.22</b>	<b>32,329,559,000.00</b>	<b>27,704,541,000.00</b>	<b>-</b>	<b>6,205,409,426.78</b>

# **Schedule of Detail Capital Expenditure**

# Report of the Auditor General on the Accounts of Adamawa State Government for the year ended 31st December 2023

## SUMMARY OF CAPITAL EXPENDITURE BY ADMINISTRATIVE CLASSIFICATION

Organization Code	Organization Name	Actual	Actual	Final Budget	Revised Budget	Original Budget	Supplementary Budget	Variance
		2022	2023	2023	2023	2023	2023	2023
		₦	₦	₦	₦	₦	₦	₦
<b>01 - Administration Sector</b>								
011100100200	Office of the Deputy Governor	-	-	600,000,000.00	600,000,000.00	600,000,000.00	-	600,000,000.00
011100500100	Sustainable Development Goals (Former MDG's Office)	1,950,000.00	-	49,997,500.00	50,000,000.00	50,000,000.00	-	49,997,500.00
011100800100	Adamawa State Emergency Management Agency (ADSEMA)	165,369,210.00	80,016,075.00	1,025,000,000.00	1,025,000,000.00	150,000,000.00	875,000,000.00	944,983,925.00
011101000100	Bureau for Public Procurement	110,200,000.00	137,570,004.00	400,000,000.00	400,000,000.00	200,000,000.00	200,000,000.00	262,429,996.00
011101800100	Internal Affairs and Special Services	-	-	400,000,000.00	400,000,000.00	400,000,000.00	-	400,000,000.00
011110100100	Community and Social Development Agency	280,531,784.66	328,827,340.00	1,101,423,422.00	1,101,423,422.00	1,101,423,422.00	-	772,596,082.00
011118500100	Department of Chieftaincy Affairs	-	13,450,000.00	30,000,000.00	30,000,000.00	30,000,000.00	-	16,550,000.00
011200300100	Adamawa State House of Assembly (Legislature)	-	-	1,459,742,592.00	1,459,742,592.00	1,459,742,592.00	-	1,459,742,592.00
011200400100	House of Assembly Service Commission	-	-	100,000,000.00	100,000,000.00	100,000,000.00	-	100,000,000.00
012300100100	Ministry of Information and Strategy	-	18,143,026.00	66,265,900.00	60,000,000.00	60,000,000.00	-	48,122,874.00
012300300100	Adamawa Television Corporation	-	-	950,484,506.00	950,484,506.00	950,484,506.00	-	950,484,506.00
012300400100	Adamawa Broadcasting Corporation	-	-	50,000,000.00	50,000,000.00	50,000,000.00	-	50,000,000.00
012301300100	Government Printing Press	-	-	5,000,000.00	5,000,000.00	5,000,000.00	-	5,000,000.00
012305500100	Adamawa Press Limited	-	-	5,000,000.00	5,000,000.00	5,000,000.00	-	5,000,000.00
012500700100	Adamawa State Staff Pension Board	-	-	10,704,314.00	10,704,314.00	10,704,314.00	-	10,704,314.00
012500800100	Department of Labour and Productivity	-	-	10,000,000.00	10,000,000.00	10,000,000.00	-	10,000,000.00
014000200100	Office of the Auditor General for Local Government	-	-	13,986,089.00	13,986,089.00	13,986,089.00	-	13,986,089.00
014700100100	Civil Service Commission	13,476,000.00	-	30,506,684.00	30,506,684.00	30,506,684.00	-	30,506,684.00
014800100100	Adamawa State Independence Electoral Commission	241,931,968.45	-	30,000,000.00	30,000,000.00	30,000,000.00	-	30,000,000.00
014900100100	Local Government Service Commission	-	-	5,918,223.00	5,918,223.00	5,918,223.00	-	5,918,223.00
016100100100	Office of the Secretary to the State Government	39,720,349.76	52,973,133.00	675,000,000.00	675,000,000.00	675,000,000.00	-	622,026,867.00
016102100300	Poverty Alleviation Agency	2,112,726,831.95	1,833,452,271.00	3,103,657,680.00	2,226,444,380.00	2,226,444,380.00	-	1,270,205,409.00
016105200100	NEPAD/APRM	1,020,000.00	5,036,676.00	102,000,000.00	102,000,000.00	102,000,000.00	-	96,963,324.00
016300100100	Ministry for Special Duties	-	-	23,946,324.00	23,946,324.00	23,946,324.00	-	23,946,324.00
<b>01 - Administration Sector Total</b>		<b>2,966,926,144.82</b>	<b>2,469,468,525.00</b>	<b>10,248,633,234.00</b>	<b>9,365,156,534.00</b>	<b>8,290,156,534.00</b>	<b>1,075,000,000.00</b>	<b>7,779,164,709.00</b>
<b>02 - Economic Sector</b>								
021500100100	Ministry of Agriculture	145,917,551.30	58,855,033.00	4,953,250,811.00	4,953,250,811.00	1,653,250,811.00	3,300,000,000.00	4,894,395,778.00
021510200100	Adamawa ADP	-	-	100,000,000.00	100,000,000.00	100,000,000.00	-	100,000,000.00
021510300100	Adamawa Agricultural Mechanization Authority	-	-	100,000,000.00	100,000,000.00	100,000,000.00	-	100,000,000.00
022000100100	Ministry of Finance	885,190,258.49	5,539,396,784.00	9,038,980,079.00	9,038,980,079.00	4,838,980,079.00	4,200,000,000.00	3,499,583,295.00
022000700100	Office of the Accountant General	-	-	60,000,000.00	60,000,000.00	60,000,000.00	-	60,000,000.00
022000800100	Board of Internal Revenue	-	9,027,443.00	142,000,000.00	142,000,000.00	142,000,000.00	-	132,972,557.00
022200100100	Ministry of Commerce	-	-	1,000,000,000.00	1,000,000,000.00	1,000,000,000.00	-	1,000,000,000.00
022900100100	Ministry of Transportation	-	18,049,225.00	304,435,653.00	304,435,653.00	304,435,653.00	-	286,386,428.00
023300100100	Ministry of Mineral Resources Development	-	-	47,675,000.00	47,675,000.00	47,675,000.00	-	47,675,000.00
023305200100	Adamawa State Mining Company	-	12,824,408.00	272,691,891.00	272,691,891.00	272,691,891.00	-	259,867,483.00
023400100100	Ministry of Works and Energy Development	17,018,760,405.52	30,368,814,830.10	39,488,807,936.00	34,437,565,136.00	19,712,565,136.00	14,725,000,000.00	9,119,993,105.90
023400400100	Adamawa State Road Maintenance Agency	-	-	15,000,000.00	15,000,000.00	15,000,000.00	-	15,000,000.00
023600100100	Ministry of Culture and Tourism	-	-	274,335,270.00	274,335,270.00	274,335,270.00	-	274,335,270.00
023600300100	Adamawa State Agency for Museum and Monuments	-	600,000.00	5,000,000.00	5,000,000.00	5,000,000.00	-	4,400,000.00
023605200100	Hotel and Tourism Board	-	-	50,000,000.00	50,000,000.00	50,000,000.00	-	50,000,000.00
023800100100	Adamawa State Planning Commission	14,000,000.00	34,003,840.00	1,320,000,000.00	1,320,000,000.00	1,320,000,000.00	-	1,285,996,160.00
023800400100	Adamawa State Bureau of Statistics	-	10,764,298.00	52,852,100.00	50,000,000.00	50,000,000.00	-	42,087,802.00
025000100100	Fiscal Responsibility Commission	-	-	33,851,323.00	33,851,323.00	33,851,323.00	-	33,851,323.00
025200100100	Ministry of Water Resources	-	91,557,951.00	3,088,504,860.00	3,088,504,860.00	1,073,504,860.00	2,015,000,000.00	2,996,946,909.00
025210200100	Adamawa State Water Board	107,323,507.87	13,180,094.00	250,000,000.00	250,000,000.00	250,000,000.00	-	236,819,906.00
025210300100	Rural Water Supply & Environmental Sanitation Agency (RWESA)	-	-	150,000,000.00	150,000,000.00	150,000,000.00	-	150,000,000.00
025210400100	Small Towns Water Supply Agency	-	24,817,900.00	100,000,000.00	100,000,000.00	100,000,000.00	-	75,182,100.00
025300100100	Ministry of Housing and Urban Development	1,416,505,498.39	1,689,310,274.00	5,214,480,186.91	5,167,798,786.91	3,149,732,502.00	2,018,066,284.91	3,525,169,912.91
025305300100	Adamawa State Urban Planning & Development Authority	-	-	200,000,000.00	200,000,000.00	200,000,000.00	-	200,000,000.00
026000100100	Ministry of Lands and Survey	113,408,661.50	171,297,577.00	217,076,208.00	217,076,208.00	217,076,208.00	-	45,778,631.00
026000200100	Office of the Surveyor General	10,387,956.00	63,985,849.00	104,742,900.00	100,000,000.00	100,000,000.00	-	40,757,051.00
026500100100	Ministry of Livestock & Aquaculture Development	18,024,740.00	63,736,725.00	115,965,478.00	94,535,778.00	94,535,778.00	-	52,228,753.00
026600100100	Ministry of Entrepreneurship Development	-	2,545,000.00	1,759,794,533.00	1,759,794,533.00	972,199,533.00	787,595,000.00	1,757,249,533.00
<b>02 - Economic Sector Total</b>		<b>19,729,518,579.07</b>	<b>38,172,767,231.10</b>	<b>68,459,444,228.91</b>	<b>63,332,495,328.91</b>	<b>36,286,834,044.00</b>	<b>27,045,661,284.91</b>	<b>30,286,676,997.81</b>



Report of the Auditor General on the Accounts of Adamawa State Government for the year ended 31st December 2023

SUMMARY OF CAPITAL EXPENDITURE BY ADMINISTRATIVE CLASSIFICATION CONTD.

Organization Code	Organization Name	Actual	Actual	Final Budget	Revised Budget	Original Budget	Supplementary Budget	Variance
		2022	2023	2023	2023	2023	2023	2023
		₦	₦	₦	₦	₦	₦	₦
<b>03 - Law and Justice Sector</b>								
031801100100	Adamawa State Judicial Service Commission	-	-	74,750,000.00	74,750,000.00	74,750,000.00	-	74,750,000.00
031805100100	High Court of Justice	-	100,000.00	166,312,861.00	166,312,861.00	166,312,861.00	-	166,212,861.00
031805200100	Customary Court of Appeal	-	-	90,000,000.00	90,000,000.00	90,000,000.00	-	90,000,000.00
031805300100	Sharia Court of Appeal	-	-	90,000,000.00	90,000,000.00	90,000,000.00	-	90,000,000.00
031805500100	Area Courts	-	-	97,575,000.00	97,575,000.00	97,575,000.00	-	97,575,000.00
032600100100	Ministry of Justice	-	-	105,399,999.00	105,399,999.00	105,399,999.00	-	105,399,999.00
<b>03 - Law and Justice Sector Total</b>		-	<b>100,000.00</b>	<b>624,037,860.00</b>	<b>624,037,860.00</b>	<b>624,037,860.00</b>	-	<b>623,937,860.00</b>
<b>04 - Regional Sector</b>								
046900100100	Min of Reconstruction, Rehabilitation, Reintegration Humanitarian Services	-	24,411,864.00	456,883,392.00	456,611,992.00	456,611,992.00	-	432,471,528.00
046900300100	Boundary Commission	2,980,275.00	8,065,000.00	50,000,000.00	50,000,000.00	50,000,000.00	-	41,935,000.00
<b>04 - Regional Sector Total</b>		<b>2,980,275.00</b>	<b>32,476,864.00</b>	<b>506,883,392.00</b>	<b>506,611,992.00</b>	<b>506,611,992.00</b>	-	<b>474,406,528.00</b>
<b>05 - Social Sector</b>								
051300100100	Ministry of Youth and Sports Development	8,275,000.00	38,740,479.00	1,019,955,186.00	1,019,955,186.00	1,019,955,186.00	-	981,214,707.00
051305100100	Sports Council	-	-	20,000,000.00	20,000,000.00	20,000,000.00	-	20,000,000.00
051400100100	Ministry of Women Affairs	-	3,000,000.00	86,882,020.00	86,882,020.00	86,882,020.00	-	83,882,020.00
051700100100	Ministry of Education and Human Capital Development	2,531,538,115.84	4,542,745,247.00	7,834,828,575.92	15,402,151,775.92	9,620,618,492.00	5,781,533,283.92	3,292,083,328.92
051700300100	Adamawa State Universal Basic Education Board	-	-	5,000,000.00	5,000,000.00	5,000,000.00	-	5,000,000.00
051700800100	Adamawa State Library Board	-	-	200,000,000.00	200,000,000.00	200,000,000.00	-	200,000,000.00
051700900100	Adamawa State Mass Education Board (ADSMEB)	-	-	60,000,000.00	60,000,000.00	60,000,000.00	-	60,000,000.00
051705100100	Post Primary Schools Mgt Board	-	-	50,000,000.00	50,000,000.00	50,000,000.00	-	50,000,000.00
051706400100	Education Resource Centre	-	-	100,000,000.00	100,000,000.00	100,000,000.00	-	100,000,000.00
052100100100	Ministry of Health and Human Services	3,468,203,231.56	1,577,523,019.00	7,468,461,690.00	7,369,973,890.00	6,199,973,890.00	1,170,000,000.00	5,890,938,671.00
052100200100	Adamawa State Contributory Health Management Agency	-	-	50,000,000.00	50,000,000.00	50,000,000.00	-	50,000,000.00
052100300100	Primary Health Care Development Agency	-	4,512,580.00	200,000,000.00	200,000,000.00	200,000,000.00	-	195,487,420.00
052103300100	Adamawa State Action for the Control of HIV/AIDS (ADSACA)	-	-	50,000,000.00	50,000,000.00	50,000,000.00	-	50,000,000.00
052111400100	Adamawa State Specialist Hospital Yola	-	-	50,000,000.00	50,000,000.00	50,000,000.00	-	50,000,000.00
053500100100	Ministry of Environment and Natural Resources Development	49,860,071.50	78,698,000.00	3,276,432,986.00	3,276,432,986.00	1,175,463,735.00	2,100,969,251.00	3,197,734,986.00
055100100100	Ministry for Local Government Affairs	-	-	10,000,000.00	10,000,000.00	10,000,000.00	-	10,000,000.00
055100500100	Local Government Staff Pension Board	-	-	24,268,959.00	24,268,959.00	24,268,959.00	-	24,268,959.00
055400100100	Ministry of Rural Infrastructure & Community Development	6,947,934,565.22	1,564,039,382.00	4,404,892,787.80	4,588,750,887.80	2,500,000,000.00	2,088,750,887.80	2,840,853,405.80
055405100100	Rural Access and Mobility Project	-	-	500,000,000.00	500,000,000.00	500,000,000.00	-	500,000,000.00
056800100100	Ministry of Tertiary and Professional Education	36,382,500.00	-	50,000,000.00	50,000,000.00	50,000,000.00	-	50,000,000.00
056800300100	College of Agriculture Ganaye	-	-	100,000,000.00	100,000,000.00	100,000,000.00	-	100,000,000.00
056800400100	College of Legal Studies Yola	-	-	100,000,000.00	100,000,000.00	100,000,000.00	-	100,000,000.00
056801800100	Adamawa State Polytechnic Yola	-	-	100,000,000.00	100,000,000.00	100,000,000.00	-	100,000,000.00
056801900100	College of Education Hong	-	-	100,000,000.00	100,000,000.00	100,000,000.00	-	100,000,000.00
056802100100	Adamawa State University Mubi	1,599,923,510.82	1,493,244,265.64	2,356,349,911.00	1,077,818,911.00	1,077,818,911.00	-	863,105,645.36
056802200100	Adamawa State Scholarship Trust Fund	650,882,220.89	749,411,394.00	807,365,500.00	500,000,000.00	500,000,000.00	-	57,954,106.00
056802300100	College of Nursing & Midwifery Yola	-	95,000,000.00	106,100,000.00	50,000,000.00	50,000,000.00	-	11,100,000.00
056802400100	College of Health Technology Michika	11,433,400.00	-	300,000,000.00	300,000,000.00	300,000,000.00	-	300,000,000.00
<b>05 - Social Sector Total</b>		<b>15,304,432,615.83</b>	<b>10,146,914,366.64</b>	<b>29,430,537,615.72</b>	<b>35,441,234,615.72</b>	<b>24,299,981,193.00</b>	<b>11,141,253,422.72</b>	<b>19,283,623,249.08</b>
<b>Grand Total</b>		<b>38,003,857,614.72</b>	<b>50,821,726,986.74</b>	<b>109,269,536,330.63</b>	<b>109,269,536,330.63</b>	<b>70,007,621,623.00</b>	<b>39,261,914,707.63</b>	<b>58,447,809,343.89</b>

Report of the Auditor General on the Accounts of Adamawa State Government for the year ended 31st December 2023

SCHEDULE OF CAPITAL EXPENDITURE

Economic Code	Project Code	Project Description	Actual	Actual	Final Budget	Revised Budget	Original Budget	Supplementary Budget	Variance
			2022	2023	2023	2023	2023	2023	2023
			₦	₦	₦	₦	₦	₦	₦
<b>01 - Administration Sector</b>									
<b>01100100200 - Office of the Deputy Governor</b>									
<b>13 - Reform of Government and Governance (General)</b>									
23010128	130111001002	Purchase /Procurement and Installation of 150No. Wooden Security light poles	-	-	5,000,000.00	5,000,000.00	5,000,000.00	-	5,000,000.00
23020105	130111001004	Drilling of 1 No. Borehole & Construction of Water Tanks	-	-	5,000,000.00	5,000,000.00	5,000,000.00	-	5,000,000.00
23030101	130111001003	Rehab of Conference Hall at Deputy Gov's Office	-	-	80,000,000.00	80,000,000.00	80,000,000.00	-	80,000,000.00
23030105	130111001006	Rehabilitation of 1 No. Block of Clinic at Deputy Governor's Offic	-	-	10,000,000.00	10,000,000.00	10,000,000.00	-	10,000,000.00
23030121	130111001008	Renovation of Deputy Governor's Office Yola	-	-	500,000,000.00	500,000,000.00	500,000,000.00	-	500,000,000.00
<b>13 - Reform of Government and Governance (General) Total</b>			-	-	<b>600,000,000.00</b>	<b>600,000,000.00</b>	<b>600,000,000.00</b>	-	<b>600,000,000.00</b>
<b>011100100200 - Office of the Deputy Governor Total</b>			-	-	<b>600,000,000.00</b>	<b>600,000,000.00</b>	<b>600,000,000.00</b>	-	<b>600,000,000.00</b>
<b>011100500100 - Sustainable Development Goals (Former MDG's Office)</b>									
<b>13 - Reform of Government and Governance (General)</b>									
23010144	130111005001	Purchase /Procurement of Improved 100kg of Seeds/Seedlings Pesticide Herbicide	-	-	4,997,500.00	5,000,000.00	5,000,000.00	-	4,997,500.00
23020127	130111005002	Construction/ Establishment of 1 No. ICT Center at the Headquarters	-	-	10,000,000.00	10,000,000.00	10,000,000.00	-	10,000,000.00
23050108	130111005004	Conditional Cash Transfer CCT Project Support	-	-	5,000,000.00	5,000,000.00	5,000,000.00	-	5,000,000.00
23050108	130111005005	Annual Evaluation Project Execution MDAs of Service Charter	1,950,000.00	-	10,000,000.00	10,000,000.00	10,000,000.00	-	10,000,000.00
23050108	130111005006	Project Support CGS to State MDAs	-	-	20,000,000.00	20,000,000.00	20,000,000.00	-	20,000,000.00
<b>13 - Reform of Government and Governance (General) Total</b>			<b>1,950,000.00</b>	-	<b>49,997,500.00</b>	<b>50,000,000.00</b>	<b>50,000,000.00</b>	-	<b>49,997,500.00</b>
<b>011100500100 - Sustainable Development Goals (Former MDG's Office) Total</b>			<b>1,950,000.00</b>	-	<b>49,997,500.00</b>	<b>50,000,000.00</b>	<b>50,000,000.00</b>	-	<b>49,997,500.00</b>
<b>011100800100 - Adamawa State Emergency Management Agency (ADSEMA)</b>									
<b>13 - Reform of Government and Governance (General)</b>									
23010112	130111008001	Purchase /Procurement of Office Furniture (Cushion set, Tables & Chairs) and Equipment	-	-	6,000,000.00	6,000,000.00	2,000,000.00	4,000,000.00	6,000,000.00
23010122	130111008003	Covid-19 Pandemic State Emergency, Reduction, Assessment and Response (Clinical Intervention)	14,475,000.00	-	58,000,000.00	58,000,000.00	1,000,000.00	57,000,000.00	58,000,000.00
23010122	130111008004	Covid-19 Pandemic Disaster recovery (Clinical Intervention)	-	3,000,000.00	151,000,000.00	151,000,000.00	1,000,000.00	150,000,000.00	148,000,000.00
23010122	130111008006	Covid-19 Pandemic & other Disasters State Emergency Management Preparedness	150,894,210.00	76,216,075.00	413,000,000.00	413,000,000.00	113,000,000.00	300,000,000.00	336,783,925.00
23010140	130111008002	Quick Response, Relief Materials and Sensitization	-	800,000.00	92,000,000.00	92,000,000.00	3,000,000.00	89,000,000.00	91,200,000.00
23010140	130111008005	Purchase and Distribution of 25 Bags of Grains Covid-19 Pandemic Palliative	-	-	46,000,000.00	46,000,000.00	1,000,000.00	45,000,000.00	46,000,000.00
23030121	130111008007	Rehabilitation of Stores/Primary Distribution centers	-	-	107,000,000.00	107,000,000.00	20,000,000.00	87,000,000.00	107,000,000.00
23050101	130111008008	Covid-19 Pandemic State Emergency Coordination, Monitoring and Evaluation	-	-	132,000,000.00	132,000,000.00	2,000,000.00	130,000,000.00	132,000,000.00
23050101	130111008009	Creation of website and maintenance of server	-	-	20,000,000.00	20,000,000.00	7,000,000.00	13,000,000.00	20,000,000.00
<b>13 - Reform of Government and Governance (General) Total</b>			<b>165,369,210.00</b>	<b>80,016,075.00</b>	<b>1,025,000,000.00</b>	<b>1,025,000,000.00</b>	<b>150,000,000.00</b>	<b>875,000,000.00</b>	<b>944,983,925.00</b>
<b>011100800100 - Adamawa State Emergency Management Agency (ADSEMA) Total</b>			<b>165,369,210.00</b>	<b>80,016,075.00</b>	<b>1,025,000,000.00</b>	<b>1,025,000,000.00</b>	<b>150,000,000.00</b>	<b>875,000,000.00</b>	<b>944,983,925.00</b>
<b>011101000100 - Bureau for Public Procurement</b>									
<b>13 - Reform of Government and Governance (General)</b>									
23010112	130111010009	Furnishing of new office complex ( cushion set, Table, Chairs and Air Conditional)	-	112,570,004.00	250,000,000.00	250,000,000.00	50,000,000.00	200,000,000.00	137,429,996.00
23010113	130111010005	Establishment of e-Procurement infrastructural hardware's	-	-	50,000,000.00	50,000,000.00	50,000,000.00	-	50,000,000.00
23020127	130111010001	Estab of a single Internet portal to serve as database	25,000,000.00	-	-	-	-	-	-
23030127	130111010010	Maintenance of e- procurement infrastructure	-	-	25,000,000.00	25,000,000.00	25,000,000.00	-	25,000,000.00
23050101	130111010007	3 Sensitization workshops on e-Procurement system for all MDAs	-	25,000,000.00	25,000,000.00	25,000,000.00	25,000,000.00	-	-
23050101	130111010008	Technical trainings of Bureau of Public Procurement staff/All MDAs	-	-	25,000,000.00	25,000,000.00	25,000,000.00	-	25,000,000.00
23050102	130111010004	Establishment of e-Procurement portal through Commercial Over The Shelves (COTS) method	85,200,000.00	-	25,000,000.00	25,000,000.00	25,000,000.00	-	25,000,000.00
<b>13 - Reform of Government and Governance (General) Total</b>			<b>110,200,000.00</b>	<b>137,570,004.00</b>	<b>400,000,000.00</b>	<b>400,000,000.00</b>	<b>200,000,000.00</b>	<b>200,000,000.00</b>	<b>262,429,996.00</b>
<b>011101000100 - Bureau for Public Procurement Total</b>			<b>110,200,000.00</b>	<b>137,570,004.00</b>	<b>400,000,000.00</b>	<b>400,000,000.00</b>	<b>200,000,000.00</b>	<b>200,000,000.00</b>	<b>262,429,996.00</b>
<b>011101800100 - Internal Affairs and Special Services</b>									
<b>13 - Reform of Government and Governance (General)</b>									
23010123	130111018001	Purchase of 5No.Fire Fighting Engine at Headquarters	-	-	10,647,000.00	10,647,000.00	10,647,000.00	-	10,647,000.00

Report of the Auditor General on the Accounts of Adamawa State Government for the year ended 31st December 2023

SCHEDULE OF CAPITAL EXPENDITURE CONTD.

Economic Code	Project Code	Project Description	Actual	Actual	Final Budget	Revised Budget	Original Budget	Supplementary Budget	Variance
			2022	2023	2023	2023	2023	2023	2023
			₦	₦	₦	₦	₦	₦	₦
23010128	130111018003	Purchaes of 76No.Security Vehicles and Equipments	-	-	310,004,258.00	310,004,258.00	310,004,258.00	-	310,004,258.00
23010139	130111018005	Purchase of 5 litres Foam of Water Chemical	-	-	380,000.00	380,000.00	380,000.00	-	380,000.00
23010142	130111018004	Purchase of 1 set of Telecommunication Gagets	-	-	10,865,469.00	10,865,469.00	10,865,469.00	-	10,865,469.00
23020105	130111018006	Construction of 3 new Boreholes as Fire Hydrants in Gombi, Gan	-	-	16,900,000.00	16,900,000.00	16,900,000.00	-	16,900,000.00
23020110	130111018002	Construction of new 2N0. fire Stations in H/Assembly,Ganye and Mubi	-	-	17,701,237.00	17,701,237.00	17,701,237.00	-	17,701,237.00
23030109	130111018007	Refurbishing of 2No. Fire Fighting Trucks (Yola & Michika )	-	-	9,950,633.00	9,950,633.00	9,950,633.00	-	9,950,633.00
23030109	130111018008	Renovation of 2N0. of Fire Stations in Gombi and Michika	-	-	10,741,116.00	10,741,116.00	10,741,116.00	-	10,741,116.00
23030109	130111018009	Renovation of Fire Stations and Staff Quarters in Mubi North LGA	-	-	12,810,287.00	12,810,287.00	12,810,287.00	-	12,810,287.00
<b>13 - Reform of Government and Governance (General) Total</b>			-	-	<b>400,000,000.00</b>	<b>400,000,000.00</b>	<b>400,000,000.00</b>	-	<b>400,000,000.00</b>
<b>011101800100 - Internal Affairs and Special Services Total</b>			-	-	<b>400,000,000.00</b>	<b>400,000,000.00</b>	<b>400,000,000.00</b>	-	<b>400,000,000.00</b>
<b>011110100100 - Community and Social Development Agency</b>									
<b>13 - Reform of Government and Governance (General)</b>									
23020106	130111101005	construction of 21 NO. of Clinics in 21 LGA	-	13,926,514.00	25,000,000.00	25,000,000.00	25,000,000.00	-	11,073,486.00
23020118	130111101002	Development of Boarder Regions (Across the State)	-	-	26,423,422.00	26,423,422.00	26,423,422.00	-	26,423,422.00
23020118	130111101003	CSDA Projects in 33 Communities (CARES)	280,531,784.66	314,900,826.00	650,000,000.00	650,000,000.00	650,000,000.00	-	335,099,174.00
23050108	130111101004	Labour Intensive Public workfare (CARES) in all the 21 LGAs	-	-	400,000,000.00	400,000,000.00	400,000,000.00	-	400,000,000.00
<b>13 - Reform of Government and Governance (General) Total</b>			<b>280,531,784.66</b>	<b>328,827,340.00</b>	<b>1,101,423,422.00</b>	<b>1,101,423,422.00</b>	<b>1,101,423,422.00</b>	-	<b>772,596,082.00</b>
<b>011110100100 - Community and Social Development Agency Total</b>			<b>280,531,784.66</b>	<b>328,827,340.00</b>	<b>1,101,423,422.00</b>	<b>1,101,423,422.00</b>	<b>1,101,423,422.00</b>	-	<b>772,596,082.00</b>
<b>011118500100 - Department of Chieftaincy Affairs</b>									
<b>13 - Reform of Government and Governance (General)</b>									
23020101	130111185002	Construction / Establishment Cultural Meuseum at Kwandi Nuguriya's palace Guyuk	-	-	10,000,000.00	10,000,000.00	10,000,000.00	-	10,000,000.00
23030101	130111185003	Ren and Furnishing of Lamido of Adamawa Palace, Yola	-	13,450,000.00	20,000,000.00	20,000,000.00	20,000,000.00	-	6,550,000.00
<b>13 - Reform of Government and Governance (General) Total</b>			-	<b>13,450,000.00</b>	<b>30,000,000.00</b>	<b>30,000,000.00</b>	<b>30,000,000.00</b>	-	<b>16,550,000.00</b>
<b>011118500100 - Department of Chieftaincy Affairs Total</b>			-	<b>13,450,000.00</b>	<b>30,000,000.00</b>	<b>30,000,000.00</b>	<b>30,000,000.00</b>	-	<b>16,550,000.00</b>
<b>011200300100 - Adamawa State House of Assembly (Legislature)</b>									
<b>13 - Reform of Government and Governance (General)</b>									
23010105	130112003001	Procurement of 2N0 Hilux Vehicles	-	-	40,000,000.00	40,000,000.00	40,000,000.00	-	40,000,000.00
23010108	130112003002	Purchase of 2No. 18 and 12 seater Toyato Buses	-	-	40,000,000.00	40,000,000.00	40,000,000.00	-	40,000,000.00
23010112	130112003004	Purchase of 1N0. of Air conditioning systems	-	-	7,000,000.00	7,000,000.00	7,000,000.00	-	7,000,000.00
23010112	130112003005	Purchase of 25 sets of (Cushion, Table and Chairs) Fumitures and Electronics	-	-	201,801,000.00	201,801,000.00	201,801,000.00	-	201,801,000.00
23010113	130112003007	Purchase of 30 NO. Tablet Computers	-	-	4,950,000.00	4,950,000.00	4,950,000.00	-	4,950,000.00
23010113	130112003008	Purchase of 7N0. of HP desktop Computer set	-	-	5,000,000.00	5,000,000.00	5,000,000.00	-	5,000,000.00
23010113	130112003015	Purchase of 18 No. HP Pavilion laptops with Printers	-	-	5,500,000.00	5,500,000.00	5,500,000.00	-	5,500,000.00
23010115	130112003009	Purchase of 2N0. Photocopier Machines	-	-	3,500,000.00	3,500,000.00	3,500,000.00	-	3,500,000.00
23010119	130112003010	Purchase of 1N0. of New Mikano Standby Generator 500KVA	-	-	16,500,000.00	16,500,000.00	16,500,000.00	-	16,500,000.00
23010119	130112003011	Provision of 140kw solar powered electricity in the Assembly Complex	-	-	132,000,000.00	132,000,000.00	132,000,000.00	-	132,000,000.00
23010142	130112003003	Replacement of Confrence Address System in Confrence Room & C	-	-	4,950,000.00	4,950,000.00	4,950,000.00	-	4,950,000.00
23010142	130112003006	Purchase of 1N0. Projector for trainings	-	-	330,000.00	330,000.00	330,000.00	-	330,000.00
23010142	130112003014	Purchase of 2No. Digital Film Camera HxR-MC 1500	-	-	2,640,000.00	2,640,000.00	2,640,000.00	-	2,640,000.00
23020101	130112003020	Completion of House of Assembly Office Extension	-	-	524,091,592.00	524,091,592.00	524,091,592.00	-	524,091,592.00
23020105	130112003013	Drilling of 2N0. of New Boreholes and Installation	-	-	2,750,000.00	2,750,000.00	2,750,000.00	-	2,750,000.00
23030101	130112003017	Renovation and Furnishing of Deputy Speaker's Residence	-	-	55,000,000.00	55,000,000.00	55,000,000.00	-	55,000,000.00
23030101	130112003018	Renovation and Furnishing of Speaker's Residence	-	-	110,000,000.00	110,000,000.00	110,000,000.00	-	110,000,000.00
23030101	130112003019	Renovation and Furnishing of Majority Leader's Residence	-	-	143,000,000.00	143,000,000.00	143,000,000.00	-	143,000,000.00
23030102	130112003021	Maintenance o YOLA ELECTRICITY DISTRIBUTION COMPANY (YEDC) Sub Station	-	-	4,180,000.00	4,180,000.00	4,180,000.00	-	4,180,000.00
23030103	130112003022	Furnishing of speakers Lodge at Government House Lodge	-	-	8,800,000.00	8,800,000.00	8,800,000.00	-	8,800,000.00
23050102	130112003012	Procurement and Establishment of E- Legislature Infrastructural Hardwares	-	-	80,000,000.00	80,000,000.00	80,000,000.00	-	80,000,000.00
23050102	130112003016	Establishment and Hosting of Legislative Portal	-	-	35,000,000.00	35,000,000.00	35,000,000.00	-	35,000,000.00
23050108	130112003023	Procurement of wireless internet and e-library facility	-	-	2,750,000.00	2,750,000.00	2,750,000.00	-	2,750,000.00
23050108	130112003024	Capacity building workshop on E- Legislature System to Honourable Members and Critical Staff	-	-	30,000,000.00	30,000,000.00	30,000,000.00	-	30,000,000.00

Report of the Auditor General on the Accounts of Adamawa State Government for the year ended 31st December 2023

SCHEDULE OF CAPITAL EXPENDITURE CONTD.

Economic Code	Project Code	Project Description	Actual	Actual	Final Budget	Revised Budget	Original Budget	Supplementary Budget	Variance
			2022	2023	2023	2023	2023	2023	2023
			₦	₦	₦	₦	₦	₦	₦
<b>13 - Reform of Government and Governance (General) Total</b>			-	-	1,459,742,592.00	1,459,742,592.00	1,459,742,592.00	-	1,459,742,592.00
<b>011200300100 - Adamawa State House of Assembly (Legislature) Total</b>			-	-	1,459,742,592.00	1,459,742,592.00	1,459,742,592.00	-	1,459,742,592.00
<b>011200400100 - House of Assembly Service Commission</b>									
<b>13 - Reform of Government and Governance (General)</b>									
23010105	130112004002	provision of 5no. utility vehicles (SUV)	-	-	10,000,000.00	10,000,000.00	10,000,000.00	-	10,000,000.00
23010112	130112004003	Purchase of office furniture and equipment at HASC Complex (Cushion, Tables and Chairs)	-	-	5,000,000.00	5,000,000.00	5,000,000.00	-	5,000,000.00
23010113	130112004008	Procurement of 20No. Computer sets and Accessories	-	-	3,000,000.00	3,000,000.00	3,000,000.00	-	3,000,000.00
23010119	130112004004	Purchase of (Mikano) 500kva generating set.	-	-	6,000,000.00	6,000,000.00	6,000,000.00	-	6,000,000.00
23020101	130112004005	Costruction of office block for the Commission	-	-	73,300,000.00	73,300,000.00	73,300,000.00	-	73,300,000.00
23020105	130112004006	Drilling of a bore hole with Overhead Tank at HASC Complex	-	-	1,000,000.00	1,000,000.00	1,000,000.00	-	1,000,000.00
23030103	130112004009	Furnishing of the office block complex (Cushion, Tables and Chairs)	-	-	1,200,000.00	1,200,000.00	1,200,000.00	-	1,200,000.00
23050102	130112004007	Procurement of internet Facilities	-	-	500,000.00	500,000.00	500,000.00	-	500,000.00
<b>13 - Reform of Government and Governance (General) Total</b>			-	-	100,000,000.00	100,000,000.00	100,000,000.00	-	100,000,000.00
<b>011200400100 - House of Assembly Service Commission Total</b>			-	-	100,000,000.00	100,000,000.00	100,000,000.00	-	100,000,000.00
<b>012300100100 - Ministry of Information and Strategy</b>									
<b>13 - Reform of Government and Governance (General)</b>									
23010113	130123001002	Purchase of 5No Desktop Computers with Printers at HQ	-	-	4,050,000.00	4,050,000.00	4,050,000.00	-	4,050,000.00
23010113	130123001005	Purchase of No.10 HP Pavillion Computers with Printers at HQ	-	-	11,513,000.00	11,513,000.00	11,513,000.00	-	11,513,000.00
23010142	130123001001	Purchase of 3No. Film Projection Machine. Model Dell 200KL	-	-	2,070,000.00	2,070,000.00	2,070,000.00	-	2,070,000.00
23010142	130123001004	Purchase of 3No. Digital Film Camera HxR-MC 1500 at HQ	-	-	2,367,000.00	2,367,000.00	2,367,000.00	-	2,367,000.00
23020127	130123001003	Construction and equipment of 5no.Informtion centres with press and Internet Facility	-	18,143,026.00	18,265,900.00	12,000,000.00	12,000,000.00	-	122,874.00
23050108	130123001006	Organize sensitization to stop School age Children from Hawking -ECR	-	-	8,000,000.00	8,000,000.00	8,000,000.00	-	8,000,000.00
23050108	130123001007	Public enlightment, Advocacy and Sensitization on Covid-19 Pandemic	-	-	20,000,000.00	20,000,000.00	20,000,000.00	-	20,000,000.00
<b>13 - Reform of Government and Governance (General) Total</b>			-	18,143,026.00	66,265,900.00	60,000,000.00	60,000,000.00	-	48,122,874.00
<b>012300100100 - Ministry of Information and Strategy Total</b>			-	18,143,026.00	66,265,900.00	60,000,000.00	60,000,000.00	-	48,122,874.00
<b>012300300100 - Adamawa Television Corporation</b>									
<b>13 - Reform of Government and Governance (General)</b>									
23010105	130123003037	Purchase of 6 Toyota Corolla LE Vehicles for the station	-	-	18,000,000.00	18,000,000.00	18,000,000.00	-	18,000,000.00
23010113	130123003003	Purchase of 4 Bluegate UPS	-	-	1,000,000.00	1,000,000.00	1,000,000.00	-	1,000,000.00
23010113	130123003066	Purchase of Lagrand UPS power supply batteries	-	-	4,500,000.00	4,500,000.00	4,500,000.00	-	4,500,000.00
23010113	130123003067	Purchase of Lagand UPS power supply Inverter	-	-	2,500,000.00	2,500,000.00	2,500,000.00	-	2,500,000.00
23010123	130123003006	Purchase of 20 Fire Extinguishers	-	-	810,000.00	810,000.00	810,000.00	-	810,000.00
23010139	130123003008	Purchase of Base station P.I.E : Audio limiter, VDA,Video pr	-	-	4,500,000.00	4,500,000.00	4,500,000.00	-	4,500,000.00
23010139	130123003010	Purchase of digital ENG TV OB VAN 4 Camera type with uplink	-	-	211,891,418.00	211,891,418.00	211,891,418.00	-	211,891,418.00
23010139	130123003012	Purchase of 4 Sennheiser hand held mics	-	-	400,000.00	400,000.00	400,000.00	-	400,000.00
23010139	130123003013	Purchase of Digital video Recorder tivo series 2TCD24008A	-	-	700,000.00	700,000.00	700,000.00	-	700,000.00
23010139	130123003014	purchase of 2 radio mics EW 122P G4	-	-	1,560,000.00	1,560,000.00	1,560,000.00	-	1,560,000.00
23010139	130123003017	Black Magic Analog-SDI Converters Purchase	-	-	2,800,000.00	2,800,000.00	2,800,000.00	-	2,800,000.00
23010139	130123003020	Purchase of 2 Epiphan Pearl-2 Video	-	-	9,000,000.00	9,000,000.00	9,000,000.00	-	9,000,000.00
23010139	130123003021	Purchase of 4 field sony PXW FX9	-	-	26,000,000.00	26,000,000.00	26,000,000.00	-	26,000,000.00
23010139	130123003023	Purchase of ATEM Switcher - ATEM 2 M/E	-	-	3,500,000.00	3,500,000.00	3,500,000.00	-	3,500,000.00
23010139	130123003024	Purchase of Behringer Audio Console SCM-12X	-	-	700,000.00	700,000.00	700,000.00	-	700,000.00
23010139	130123003025	Purchase of Lavella Mics Sendheizer EW112	-	-	500,000.00	500,000.00	500,000.00	-	500,000.00
23010139	130123003026	Purchase of Roving Mics Sendheizer EW100G	-	-	1,440,000.00	1,440,000.00	1,440,000.00	-	1,440,000.00
23010139	130123003027	Purchase of Studio Cameras JVC-GY-HM850Pro- HD	-	-	9,500,000.00	9,500,000.00	9,500,000.00	-	9,500,000.00
23010139	130123003028	Purchase of Back Filters	-	-	2,400,000.00	2,400,000.00	2,400,000.00	-	2,400,000.00
23010139	130123003029	Purchase of DM107s Dual Cameras foldable RC drone camera	-	-	600,000.00	600,000.00	600,000.00	-	600,000.00
23010139	130123003030	Purchase of Falcon three TV Processor and loudness control axel technology	-	-	3,000,000.00	3,000,000.00	3,000,000.00	-	3,000,000.00
23010139	130123003032	Purchase of 2No. video tripod system cayer BV30L 72	-	-	1,500,000.00	1,500,000.00	1,500,000.00	-	1,500,000.00
23010139	130123003033	Purchase of Tivo Roamio OTA HD Antena streaming player 500gb	-	-	700,000.00	700,000.00	700,000.00	-	700,000.00

*Report of the Auditor General on the Accounts of Adamawa State Government for the year ended 31st December 2023*

**SCHEDULE OF CAPITAL EXPENDITURE CONTD.**

Economic Code	Project Code	Project Description	Actual	Actual	Final Budget	Revised Budget	Original Budget	Supplementary Budget	Variance
			2022	2023	2023	2023	2023	2023	2023
			₦	₦	₦	₦	₦	₦	₦
23010139	130123003034	ATEM 2 M/E Production Panel	-	-	5,600,000.00	5,600,000.00	5,600,000.00	-	5,600,000.00
23010139	130123003035	8 Studio Television Monitors	-	-	520,000.00	520,000.00	520,000.00	-	520,000.00
23010139	130123003036	Cables, Extension boxes, connectors and Satellite reception for Studio	-	-	2,800,000.00	2,800,000.00	2,800,000.00	-	2,800,000.00
23010139	130123003038	Purchase of 8 Sony battery chargers	-	-	240,000.00	240,000.00	240,000.00	-	240,000.00
23010139	130123003039	Purchase of 12 Extra sony batteries	-	-	360,000.00	360,000.00	360,000.00	-	360,000.00
23010139	130123003040	Purchase of 10 Camera bags	-	-	800,000.00	800,000.00	800,000.00	-	800,000.00
23010139	130123003041	Purchase of 6 Tripods	-	-	1,200,000.00	1,200,000.00	1,200,000.00	-	1,200,000.00
23010139	130123003042	Purchase of Deep storage Cabinet	-	-	300,000.00	300,000.00	300,000.00	-	300,000.00
23010139	130123003043	Purchase of 4 sound cards	-	-	720,000.00	720,000.00	720,000.00	-	720,000.00
23010139	130123003044	Purchase of 6 Eaton Glasgow 400A TP+N Metal Isolator	-	-	7,800,000.00	7,800,000.00	7,800,000.00	-	7,800,000.00
23010139	130123003062	Purchase of 1No Complete Digital TV Production Studio Equipm	-	-	137,974,000.00	137,974,000.00	137,974,000.00	-	137,974,000.00
23010139	130123003064	Purchase of New Compact Playout Server	-	-	5,000,000.00	5,000,000.00	5,000,000.00	-	5,000,000.00
23010139	130123003065	Purchase of Tricaster and accessories	-	-	33,000,000.00	33,000,000.00	33,000,000.00	-	33,000,000.00
23010139	130123003068	Purchase of 4 Sennheiser lapel mic	-	-	600,000.00	600,000.00	600,000.00	-	600,000.00
23010141	130123003004	Purchase of 2 No.75mm Armoured Cable for Ganye and Michika	-	-	4,500,000.00	4,500,000.00	4,500,000.00	-	4,500,000.00
23010141	130123003007	Purchase of Transmitter Circuit Breaker & Studio Lights	-	-	2,000,000.00	2,000,000.00	2,000,000.00	-	2,000,000.00
23010141	130123003016	Purchase Black Magic SDI Distributor	-	-	2,800,000.00	2,800,000.00	2,800,000.00	-	2,800,000.00
23010141	130123003018	Purchase of Black Magic HDMI-SDI Converters	-	-	2,800,000.00	2,800,000.00	2,800,000.00	-	2,800,000.00
23010141	130123003019	Purchase of 2 Transmitter Power supply Module for yola Base Station	-	-	5,000,000.00	5,000,000.00	5,000,000.00	-	5,000,000.00
23010141	130123003060	Purchase of Black Magic SDI-Analog Converters	-	-	2,800,000.00	2,800,000.00	2,800,000.00	-	2,800,000.00
23010142	130123003047	Purchase of 12No. Engine Digital Cameras	-	-	24,000,000.00	24,000,000.00	24,000,000.00	-	24,000,000.00
23010145	130123003001	Purchase of 1 1/2 Hp Airconditioners	-	-	1,500,000.00	1,500,000.00	1,500,000.00	-	1,500,000.00
23010145	130123003002	Purchase of 2 Hp Airconditioners	-	-	1,700,000.00	1,700,000.00	1,700,000.00	-	1,700,000.00
23010145	130123003015	Purchase of 3TONs Airconditioners for Transmitter and Studio	-	-	1,050,000.00	1,050,000.00	1,050,000.00	-	1,050,000.00
23020101	130123003052	Completion of ATV Mubi Station	-	-	157,000,000.00	157,000,000.00	157,000,000.00	-	157,000,000.00
23020105	130123003046	Digging of Borehole for Ganye, Michika and Mubi	-	-	3,000,000.00	3,000,000.00	3,000,000.00	-	3,000,000.00
23020127	130123003048	Purchase of ICT Facilities and softwares	-	-	22,649,088.00	22,649,088.00	22,649,088.00	-	22,649,088.00
23020127	130123003050	Procurement of 1No. Set of TVU Park News Gathering	-	-	30,000,000.00	30,000,000.00	30,000,000.00	-	30,000,000.00
23020127	130123003051	Preparation and purchase of Set-up boxes for Digitization	-	-	30,000,000.00	30,000,000.00	30,000,000.00	-	30,000,000.00
23020127	130123003059	Provision internet service at Yola Base Station	-	-	3,220,000.00	3,220,000.00	3,220,000.00	-	3,220,000.00
23030121	130123003031	Renovation of ATV yola office	-	-	60,000,000.00	60,000,000.00	60,000,000.00	-	60,000,000.00
23030121	130123003054	Renovation of offices at Ganye, Gombi and Michika	-	-	15,000,000.00	15,000,000.00	15,000,000.00	-	15,000,000.00
23030127	130123003053	Retensioning and Painting of Ganye, Gombi and Michika Masts	-	-	24,000,000.00	24,000,000.00	24,000,000.00	-	24,000,000.00
23050101	130123003056	Payment of License fee for all the 5 Stations	-	-	8,000,000.00	8,000,000.00	8,000,000.00	-	8,000,000.00
23050101	130123003057	Process for licensing of Mubi Booster Station	-	-	5,050,000.00	5,050,000.00	5,050,000.00	-	5,050,000.00
23050101	130123003058	Procurement of programmes Content from Content producers	-	-	40,000,000.00	40,000,000.00	40,000,000.00	-	40,000,000.00
<b>13 - Reform of Government and Governance (General) Total</b>			-	-	<b>950,484,506.00</b>	<b>950,484,506.00</b>	<b>950,484,506.00</b>	-	<b>950,484,506.00</b>
<b>012300300100 - Adamawa Television Corporation Total</b>			-	-	<b>950,484,506.00</b>	<b>950,484,506.00</b>	<b>950,484,506.00</b>	-	<b>950,484,506.00</b>
<b>012300400100 - Adamawa Broadcasting Corporation</b>									
<b>02 - Societal Re-orientation (General)</b>									
23030121	020123004006	wall fencing of Hong Booster Station	-	-	13,000,000.00	13,000,000.00	13,000,000.00	-	13,000,000.00
23030121	020123004009	Renovation of storm damaged booster station at Hong	-	-	5,000,000.00	5,000,000.00	5,000,000.00	-	5,000,000.00
<b>02 - Societal Re-orientation (General) Total</b>			-	-	<b>18,000,000.00</b>	<b>18,000,000.00</b>	<b>18,000,000.00</b>	-	<b>18,000,000.00</b>
<b>11 - Information Communication and Technology (General)</b>									
23010139	110123004001	Purch. of 10Nos of 3-Horsepower standing A/c for AM/FM Tran.	-	-	2,000,000.00	2,000,000.00	2,000,000.00	-	2,000,000.00
<b>11 - Information Communication and Technology (General) Total</b>			-	-	<b>2,000,000.00</b>	<b>2,000,000.00</b>	<b>2,000,000.00</b>	-	<b>2,000,000.00</b>
<b>14 - Power (General)</b>									
23010139	140123004001	Prov.of Digital Studio,Upgrading of Mast Wave-G& Repl of ATU	-	-	30,000,000.00	30,000,000.00	30,000,000.00	-	30,000,000.00
<b>14 - Power (General) Total</b>			-	-	<b>30,000,000.00</b>	<b>30,000,000.00</b>	<b>30,000,000.00</b>	-	<b>30,000,000.00</b>
<b>012300400100 - Adamawa Broadcasting Corporation Total</b>			-	-	<b>50,000,000.00</b>	<b>50,000,000.00</b>	<b>50,000,000.00</b>	-	<b>50,000,000.00</b>
<b>012301300100 - Government Printing Press</b>									

**Report of the Auditor General on the Accounts of Adamawa State Government for the year ended 31st December 2023**

**SCHEDULE OF CAPITAL EXPENDITURE CONTD.**

Economic Code	Project Code	Project Description	Actual	Actual	Final Budget	Revised Budget	Original Budget	Supplementary Budget	Variance
			2022	2023	2023	2023	2023	2023	2023
			₦	₦	₦	₦	₦	₦	₦
<b>02 - Societal Re-orientation (General)</b>									
23010119	020123013002	Purchase of 1No. 100KVA PERKINS Gen (Mikano Model)	-	-	2,000,000.00	2,000,000.00	2,000,000.00	-	2,000,000.00
23010139	020123013003	Purchase of Jogger Folding Machine	-	-	1,000,000.00	1,000,000.00	1,000,000.00	-	1,000,000.00
23010139	020123013004	Purchase of 1 No. Exercise Book Rulling Machine (English)	-	-	1,000,000.00	1,000,000.00	1,000,000.00	-	1,000,000.00
23010139	020123013005	Purchase of 1No. Set of Plate Processor A1	-	-	1,000,000.00	1,000,000.00	1,000,000.00	-	1,000,000.00
<b>02 - Societal Re-orientation (General) Total</b>			-	-	<b>5,000,000.00</b>	<b>5,000,000.00</b>	<b>5,000,000.00</b>	-	<b>5,000,000.00</b>
<b>012301300100 - Government Printing Press Total</b>			-	-	<b>5,000,000.00</b>	<b>5,000,000.00</b>	<b>5,000,000.00</b>	-	<b>5,000,000.00</b>
<b>012305500100 - Adamawa Press Limited</b>									
<b>02 - Societal Re-orientation (General)</b>									
23010113	020123055002	Purchase of 10 Nos.Computer Desktops, Laptops and Anti-Virus	-	-	1,252,950.00	1,252,950.00	1,252,950.00	-	1,252,950.00
23010114	020123055003	Purchased of 6No. Laserjet Printers	-	-	1,640,866.00	1,640,866.00	1,640,866.00	-	1,640,866.00
23010118	020123055006	Purchase of 3No. Scanjet Scanners	-	-	453,200.00	453,200.00	453,200.00	-	453,200.00
23010139	020123055004	Purchase of 5Nos Sony Digital Recorders with unlimited SD Me	-	-	72,484.00	72,484.00	72,484.00	-	72,484.00
23010139	020123055005	Purchase of Internet facilities and Installation	-	-	207,700.00	207,700.00	207,700.00	-	207,700.00
23010139	020123055007	Purchase of 5 Nos Nikon Digital Camera D 3000 professional	-	-	622,800.00	622,800.00	622,800.00	-	622,800.00
23010139	020123055008	Purchase of 10 Nos. Ipad Air 12GB	-	-	750,000.00	750,000.00	750,000.00	-	750,000.00
<b>02 - Societal Re-orientation (General) Total</b>			-	-	<b>5,000,000.00</b>	<b>5,000,000.00</b>	<b>5,000,000.00</b>	-	<b>5,000,000.00</b>
<b>012305500100 - Adamawa Press Limited Total</b>			-	-	<b>5,000,000.00</b>	<b>5,000,000.00</b>	<b>5,000,000.00</b>	-	<b>5,000,000.00</b>
<b>012500700100 - Adamawa State Staff Pension Board</b>									
<b>13 - Reform of Government and Governance (General)</b>									
23020101	130125007001	Construction of 1No. Block of 5No. Office & an Archive	-	-	10,000,000.00	10,000,000.00	10,000,000.00	-	10,000,000.00
23020127	130125007002	Provision of LAN to Office within the Board & ICT Unit	-	-	704,314.00	704,314.00	704,314.00	-	704,314.00
<b>13 - Reform of Government and Governance (General) Total</b>			-	-	<b>10,704,314.00</b>	<b>10,704,314.00</b>	<b>10,704,314.00</b>	-	<b>10,704,314.00</b>
<b>012500700100 - Adamawa State Staff Pension Board Total</b>			-	-	<b>10,704,314.00</b>	<b>10,704,314.00</b>	<b>10,704,314.00</b>	-	<b>10,704,314.00</b>
<b>012500800100 - Department of Labour and Productivity</b>									
<b>13 - Reform of Government and Governance (General)</b>									
23020101	130125008001	Establishment of Information Centres on Labour Matters	-	-	10,000,000.00	10,000,000.00	10,000,000.00	-	10,000,000.00
<b>13 - Reform of Government and Governance (General) Total</b>			-	-	<b>10,000,000.00</b>	<b>10,000,000.00</b>	<b>10,000,000.00</b>	-	<b>10,000,000.00</b>
<b>012500800100 - Department of Labour and Productivity Total</b>			-	-	<b>10,000,000.00</b>	<b>10,000,000.00</b>	<b>10,000,000.00</b>	-	<b>10,000,000.00</b>
<b>014000200100 - Office of the Auditor General for Local Government</b>									
<b>13 - Reform of Government and Governance (General)</b>									
23020101	130140002001	Block wall fencing of the State Audit Hqtrs	-	-	1,000,000.00	1,000,000.00	1,000,000.00	-	1,000,000.00
23020101	130140002002	Construction of office block 'B' at the State Auditor Gene	-	-	2,000,000.00	2,000,000.00	2,000,000.00	-	2,000,000.00
23020101	130140002003	Construction of office block 'A' at the State Auditor Gener	-	-	8,986,089.00	8,986,089.00	8,986,089.00	-	8,986,089.00
23020105	130140002004	Drilling of Borehole State Audit Headquarters	-	-	2,000,000.00	2,000,000.00	2,000,000.00	-	2,000,000.00
<b>13 - Reform of Government and Governance (General) Total</b>			-	-	<b>13,986,089.00</b>	<b>13,986,089.00</b>	<b>13,986,089.00</b>	-	<b>13,986,089.00</b>
<b>014000200100 - Office of the Auditor General for Local Government Total</b>			-	-	<b>13,986,089.00</b>	<b>13,986,089.00</b>	<b>13,986,089.00</b>	-	<b>13,986,089.00</b>
<b>014700100100 - Civil Service Commission</b>									
<b>13 - Reform of Government and Governance (General)</b>									
23010119	130147001001	Purchase and Installation of 35 K V A Generating set	700,000.00	-	5,000,000.00	5,000,000.00	5,000,000.00	-	5,000,000.00
23020105	130147001002	Sinking of 1No.Motorized borehole with O/T in the Premises	-	-	2,006,684.00	2,006,684.00	2,006,684.00	-	2,006,684.00
23020119	130147001003	Landscaping of premises	-	-	1,006,684.00	1,006,684.00	1,006,684.00	-	1,006,684.00
23020127	130147001004	Establishment of ICT Centre	12,776,000.00	-	2,493,316.00	2,493,316.00	2,493,316.00	-	2,493,316.00
23030121	130147001005	Renovation of 3NO Blocks of 7 offices each	-	-	20,000,000.00	20,000,000.00	20,000,000.00	-	20,000,000.00
<b>13 - Reform of Government and Governance (General) Total</b>			<b>13,476,000.00</b>	-	<b>30,506,684.00</b>	<b>30,506,684.00</b>	<b>30,506,684.00</b>	-	<b>30,506,684.00</b>
<b>014700100100 - Civil Service Commission Total</b>			<b>13,476,000.00</b>	-	<b>30,506,684.00</b>	<b>30,506,684.00</b>	<b>30,506,684.00</b>	-	<b>30,506,684.00</b>

Report of the Auditor General on the Accounts of Adamawa State Government for the year ended 31st December 2023

SCHEDULE OF CAPITAL EXPENDITURE CONTD.

Economic Code	Project Code	Project Description	Actual	Actual	Final Budget	Revised Budget	Original Budget	Supplementary Budget	Variance
			2022	2023	2023	2023	2023	2023	2023
			₦	₦	₦	₦	₦	₦	₦
<b>014800100100 - Adamawa State Independence Electoral Commission</b>									
<b>13 - Reform of Government and Governance (General)</b>									
23050101	130148001002	Bye election	-	-	30,000,000.00	30,000,000.00	30,000,000.00	-	30,000,000.00
23050108	130148001010	Local Government Election	241,931,968.45	-	-	-	-	-	-
<b>13 - Reform of Government and Governance (General) Total</b>			<b>241,931,968.45</b>	<b>-</b>	<b>30,000,000.00</b>	<b>30,000,000.00</b>	<b>30,000,000.00</b>	<b>-</b>	<b>30,000,000.00</b>
<b>014800100100 - Adamawa State Independence Electoral Commission Total</b>			<b>241,931,968.45</b>	<b>-</b>	<b>30,000,000.00</b>	<b>30,000,000.00</b>	<b>30,000,000.00</b>	<b>-</b>	<b>30,000,000.00</b>
<b>014900100100 - Local Government Service Commission</b>									
<b>13 - Reform of Government and Governance (General)</b>									
23010113	130149001001	Establishment of ICT Center Yola North LGA	-	-	4,000,000.00	4,000,000.00	4,000,000.00	-	4,000,000.00
23030121	130149001002	Renovation of Administrative Block Yola North LGA	-	-	1,918,223.00	1,918,223.00	1,918,223.00	-	1,918,223.00
<b>13 - Reform of Government and Governance (General) Total</b>			<b>-</b>	<b>-</b>	<b>5,918,223.00</b>	<b>5,918,223.00</b>	<b>5,918,223.00</b>	<b>-</b>	<b>5,918,223.00</b>
<b>014900100100 - Local Government Service Commission Total</b>			<b>-</b>	<b>-</b>	<b>5,918,223.00</b>	<b>5,918,223.00</b>	<b>5,918,223.00</b>	<b>-</b>	<b>5,918,223.00</b>
<b>016100100100 - Office of the Secretary to the State Government</b>									
<b>13 - Reform of Government and Governance (General)</b>									
23010142	130161001001	Purchase of Tele. Equipment in State Secretariat	-	-	2,000,000.00	2,000,000.00	2,000,000.00	-	2,000,000.00
23020101	130161001002	Establishment of library in SSG's office	-	-	200,000,000.00	200,000,000.00	200,000,000.00	-	200,000,000.00
23020101	130161001004	Construction of Offices at Muslim Pilgrims Welfare Board	28,756,802.36	52,973,133.00	94,500,000.00	94,500,000.00	94,500,000.00	-	41,526,867.00
23020103	130161001005	Completion and Reactivation of Elec. Supply in State Secre.	-	-	2,000,000.00	2,000,000.00	2,000,000.00	-	2,000,000.00
23020118	130161001003	Construction of Car Porches in State Secretariat Complex	-	-	50,000,000.00	50,000,000.00	50,000,000.00	-	50,000,000.00
23020118	130161001006	Landscaping within the State Secretariat Complex	-	-	2,000,000.00	2,000,000.00	2,000,000.00	-	2,000,000.00
23020127	130161001016	Establishment of Internet Facilities and Connectivity in State Secretariat	-	-	5,000,000.00	5,000,000.00	5,000,000.00	-	5,000,000.00
23030104	130161001007	Upgrading of water supply system in State Secretariat Complex	-	-	1,000,000.00	1,000,000.00	1,000,000.00	-	1,000,000.00
23030109	130161001008	Servicing of Fire Service Equipment within the State Secret	-	-	2,000,000.00	2,000,000.00	2,000,000.00	-	2,000,000.00
23030113	130161001009	Rehabilitation of Roads in State Secretariat Complex	-	-	2,000,000.00	2,000,000.00	2,000,000.00	-	2,000,000.00
23030121	130161001010	Renovation of Liaison Offices Kaduna	-	-	10,000,000.00	10,000,000.00	10,000,000.00	-	10,000,000.00
23030121	130161001011	Renovation of Liaison Office Abuja and furnishing	10,963,547.40	-	10,000,000.00	10,000,000.00	10,000,000.00	-	10,000,000.00
23030121	130161001012	Renovation of Liaison Offices Lagos	-	-	10,000,000.00	10,000,000.00	10,000,000.00	-	10,000,000.00
23030121	130161001013	Renovation/Maintenance of Building at Adamawa State Plaza, Abuja	-	-	20,000,000.00	20,000,000.00	20,000,000.00	-	20,000,000.00
23030121	130161001014	Completion of one Storey office Complex at Christian Pilgrim	-	-	64,000,000.00	64,000,000.00	64,000,000.00	-	64,000,000.00
23030121	130161001015	Renovation of offices at State Secretariat Complex	-	-	30,000,000.00	30,000,000.00	30,000,000.00	-	30,000,000.00
23030121	130161001018	Renovation of Offices at Muslim Pilgrims Welfare Board	-	-	500,000.00	500,000.00	500,000.00	-	500,000.00
23030121	130161001021	Renovation of office Blocks/Fencing and Landscaping of Chr	-	-	20,000,000.00	20,000,000.00	20,000,000.00	-	20,000,000.00
23030121	130161001022	Renovation of Conference Hall, EXECO Chamber and Furnishing	-	-	10,000,000.00	10,000,000.00	10,000,000.00	-	10,000,000.00
23030140	130161001019	Maintenance of Electricity /Reactivation of Elect. Lighting in State	-	-	5,000,000.00	5,000,000.00	5,000,000.00	-	5,000,000.00
23050101	130161001017	Micro-Credit for Vulnerables and People with Special Needs	-	-	5,000,000.00	5,000,000.00	5,000,000.00	-	5,000,000.00
23050101	130161001025	Adamawa AgriBusiness Support Program (ADAS)	-	-	60,000,000.00	60,000,000.00	60,000,000.00	-	60,000,000.00
23050108	130161001020	Capacity Building for Special Advisers (SA Programme)	-	-	10,000,000.00	10,000,000.00	10,000,000.00	-	10,000,000.00
23050108	130161001024	Landscaping of Haji Camp	-	-	60,000,000.00	60,000,000.00	60,000,000.00	-	60,000,000.00
<b>13 - Reform of Government and Governance (General) Total</b>			<b>39,720,349.76</b>	<b>52,973,133.00</b>	<b>675,000,000.00</b>	<b>675,000,000.00</b>	<b>675,000,000.00</b>	<b>-</b>	<b>622,026,867.00</b>
<b>016100100100 - Office of the Secretary to the State Government Total</b>			<b>39,720,349.76</b>	<b>52,973,133.00</b>	<b>675,000,000.00</b>	<b>675,000,000.00</b>	<b>675,000,000.00</b>	<b>-</b>	<b>622,026,867.00</b>
<b>016102100300 - Poverty Alleviation Agency</b>									
<b>03 - Poverty Alleviation</b>									
23010101	030161021001	Acquisition of permanent site/site plan/fencing	-	-	9,500,000.00	9,500,000.00	9,500,000.00	-	9,500,000.00
23010129	030161021003	Purchase of Technical Equipment & Machineries for TTC's	-	29,436,930.00	50,000,000.00	50,000,000.00	50,000,000.00	-	20,563,070.00
23010129	030161021004	Supply of Welding Equipments/Consumables	-	856,000.00	10,000,000.00	10,000,000.00	10,000,000.00	-	9,144,000.00
23010142	030161021009	Purchase of TV/Radio production equipment	-	1,070,000.00	1,071,400.00	1,000,000.00	1,000,000.00	-	1,400.00
23020128	030161021005	Construction of 3 Nos Welding Workshops in 3 senatorial zones	-	15,040,000.00	50,000,000.00	50,000,000.00	50,000,000.00	-	34,960,000.00
23030121	030161021008	Renovation of existing PAWECA Office	-	944,400.00	953,300.00	500,000.00	500,000.00	-	8,900.00
23030121	030161021014	Rehabilitation of farming skills acquisition centres (FSAC) in 21 LGAs	-	7,396,000.00	7,444,000.00	5,000,000.00	5,000,000.00	-	48,000.00
23030121	030161021015	Rehabilitation and upgrading of 10 Technical Training Centres in the state	-	2,710,800.00	10,000,000.00	10,000,000.00	10,000,000.00	-	7,289,200.00

Report of the Auditor General on the Accounts of Adamawa State Government for the year ended 31st December 2023

SCHEDULE OF CAPITAL EXPENDITURE CONTD.

Economic Code	Project Code	Project Description	Actual	Actual	Final Budget	Revised Budget	Original Budget	Supplementary Budget	Variance
			2022	2023	2023	2023	2023	2023	2023
			₦	₦	₦	₦	₦	₦	₦
23050101	030161021006	Facilitating digital SMEs (NG-CARES)	873,626,490.00	19,534,750.00	500,000,000.00	500,000,000.00	500,000,000.00	-	480,465,250.00
23050108	030161021010	Organization of Demo Day for SMEs in the state	-	-	1,000,000.00	1,000,000.00	1,000,000.00	-	1,000,000.00
23050108	030161021011	Media Campaign/sensitization/enlightment on poverty reduction & wealth creation and vacations	-	263,000.00	2,000,000.00	2,000,000.00	2,000,000.00	-	1,737,000.00
23050108	030161021012	Capacity Building	1,239,100,341.95	363,418,300.00	370,626,700.00	3,000,000.00	3,000,000.00	-	7,208,400.00
23050108	030161021013	Activation of Master Trainers Programme	-	430,000.00	5,000,000.00	5,000,000.00	5,000,000.00	-	4,570,000.00
23050108	030161021016	Sponsorship of Adamawa indigenes to the entrepreneurship Training Centre	-	-	14,444,380.00	14,444,380.00	14,444,380.00	-	14,444,380.00
23050108	030161021017	Social welfare for aged/physically challenged	-	122,374,762.00	124,622,300.00	10,000,000.00	10,000,000.00	-	2,247,538.00
23050108	030161021018	Training cost on Welding and Fabrication	-	-	10,000,000.00	10,000,000.00	10,000,000.00	-	10,000,000.00
23050108	030161021019	Procurement of equipment & tools for distribution to the graduate trainees (start up kits)	-	330,000.00	100,000,000.00	100,000,000.00	100,000,000.00	-	99,670,000.00
23050108	030161021020	Re-opening and implementation of Training programmes at 10VTTCs	-	167,520,200.00	200,000,000.00	200,000,000.00	200,000,000.00	-	32,479,800.00
23050108	030161021021	Organization of Skill Training for Women & Youths in different Trades/Skills/Vocations	-	429,309,371.00	436,995,600.00	45,000,000.00	45,000,000.00	-	7,686,229.00
23050108	030161021022	Adamawa State Social support program (HCD)	-	656,168,758.00	1,100,000,000.00	1,100,000,000.00	1,100,000,000.00	-	443,831,242.00
23050108	030161021025	Youth Skills Aquisition and Empoerment Programme for Youths in Dumna - Guyuk LGA	-	16,649,000.00	50,000,000.00	50,000,000.00	50,000,000.00	-	33,351,000.00
23050108	030161021026	Women Skill Aquisition and Empoerment Programme for Women in Kola - Guyuk in Guyuk LGA	-	-	50,000,000.00	50,000,000.00	50,000,000.00	-	50,000,000.00
<b>03 - Poverty Alleviation Total</b>			<b>2,112,726,831.95</b>	<b>1,833,452,271.00</b>	<b>3,103,657,680.00</b>	<b>2,226,444,380.00</b>	<b>2,226,444,380.00</b>	<b>-</b>	<b>1,270,205,409.00</b>
<b>016102100300 - Poverty Alleviation Agency Total</b>			<b>2,112,726,831.95</b>	<b>1,833,452,271.00</b>	<b>3,103,657,680.00</b>	<b>2,226,444,380.00</b>	<b>2,226,444,380.00</b>	<b>-</b>	<b>1,270,205,409.00</b>
<b>016105200100 - NEPAD/APRM</b>									
<b>13 - Reform of Government and Governance (General)</b>									
23050101	130161052003	Domestication National Programme of Action at State & LG	-	-	30,000,000.00	30,000,000.00	30,000,000.00	-	30,000,000.00
23050101	130161052006	Research and Development (R&D)	-	-	40,000,000.00	40,000,000.00	40,000,000.00	-	40,000,000.00
23050103	130161052004	Monitoring and evaluation of small holder farmers	1,020,000.00	4,871,676.00	30,000,000.00	30,000,000.00	30,000,000.00	-	25,128,324.00
23050108	130161052005	Media activities on Govt.Programme through Radio TV & Print	-	165,000.00	2,000,000.00	2,000,000.00	2,000,000.00	-	1,835,000.00
<b>13 - Reform of Government and Governance (General) Total</b>			<b>1,020,000.00</b>	<b>5,036,676.00</b>	<b>102,000,000.00</b>	<b>102,000,000.00</b>	<b>102,000,000.00</b>	<b>-</b>	<b>96,963,324.00</b>
<b>016105200100 - NEPAD/APRM Total</b>			<b>1,020,000.00</b>	<b>5,036,676.00</b>	<b>102,000,000.00</b>	<b>102,000,000.00</b>	<b>102,000,000.00</b>	<b>-</b>	<b>96,963,324.00</b>
<b>016300100100 - Ministry for Special Duties</b>									
<b>13 - Reform of Government and Governance (General)</b>									
23050103	130163001002	Supervision of Disaster Areas	-	-	9,000,000.00	9,000,000.00	9,000,000.00	-	9,000,000.00
23050103	130163001004	Assessment, Monitoring and Evalaution of State Constituency projects across the 21 L. G. As of the State	-	-	7,000,000.00	7,000,000.00	7,000,000.00	-	7,000,000.00
23050108	130163001003	Social Re-orientation on Drug Abuse, Unwanted Pregnancy, Ethnic/Religious Crises and Food/Nutrition. In Gombi, Hong, and Mubi North L.G.A	-	-	2,446,324.00	2,446,324.00	2,446,324.00	-	2,446,324.00
23050108	130163001005	Supervision/Sensitization activities of special projects in areas of peace, security and reconciliation	-	-	5,500,000.00	5,500,000.00	5,500,000.00	-	5,500,000.00
<b>13 - Reform of Government and Governance (General) Total</b>			<b>-</b>	<b>-</b>	<b>23,946,324.00</b>	<b>23,946,324.00</b>	<b>23,946,324.00</b>	<b>-</b>	<b>23,946,324.00</b>
<b>016300100100 - Ministry for Special Duties Total</b>			<b>-</b>	<b>-</b>	<b>23,946,324.00</b>	<b>23,946,324.00</b>	<b>23,946,324.00</b>	<b>-</b>	<b>23,946,324.00</b>
<b>01 - Administration Sector Total</b>			<b>2,966,926,144.82</b>	<b>2,469,468,525.00</b>	<b>10,248,633,234.00</b>	<b>9,365,156,534.00</b>	<b>8,290,156,534.00</b>	<b>1,075,000,000.00</b>	<b>7,779,164,709.00</b>
<b>02 - Economic Sector</b>									
<b>021500100100 - Ministry of Agriculture</b>									
<b>13 - Reform of Government and Governance (General)</b>									
23010144	130215001001	Procurement of storage Pest Control Chemical/Equipments	1,386,551.30	-	8,000,000.00	8,000,000.00	8,000,000.00	-	8,000,000.00
23010144	130215001003	Procurement of pesticides and hrebicides for sale to farmers-Covid-19 Pandemic	-	-	350,000,000.00	350,000,000.00	150,000,000.00	200,000,000.00	350,000,000.00
23010144	130215001004	Procurement of Assorted improve Seeds for sale to farmers at subsidized rate	144,531,000.00	-	50,000,000.00	50,000,000.00	50,000,000.00	-	50,000,000.00
23010144	130215001005	Procurement of assorted fertilizers for sale to farmers at subsidized rate	-	-	1,800,000,000.00	1,800,000,000.00	300,000,000.00	1,500,000,000.00	1,800,000,000.00
23010144	130215001006	Pur. of 5000MT Assorted Grains (Sorghum Maize Paddy Rice) for distribution to ease the effect of Covid-19 Pandemic	-	-	1,200,000,000.00	1,200,000,000.00	-	1,200,000,000.00	1,200,000,000.00
23020113	130215001010	Fencing of 3No. Orchards at Mubi Hong & Toungo	-	-	15,000,000.00	15,000,000.00	15,000,000.00	-	15,000,000.00
23020113	130215001011	Pur. of Infor Tech.Equip.For Computerizatin of the Ministry	-	-	5,000,000.00	5,000,000.00	5,000,000.00	-	5,000,000.00
23020118	130215001012	Field pest control(Quelea birds and locust)	-	-	10,000,000.00	10,000,000.00	10,000,000.00	-	10,000,000.00



Report of the Auditor General on the Accounts of Adamawa State Government for the year ended 31st December 2023

SCHEDULE OF CAPITAL EXPENDITURE CONTD.

Economic Code	Project Code	Project Description	Actual	Actual	Final Budget	Revised Budget	Original Budget	Supplementary Budget	Variance
			2022	2023	2023	2023	2023	2023	2023
			₦	₦	₦	₦	₦	₦	₦
23030121	130215001016	Reconnaissance & Impact Survey of Agric in Adamawa State	-	-	5,000,000.00	5,000,000.00	5,000,000.00	-	5,000,000.00
23050101	130215001018	Rehabilitation of 2No. Warehouse at Numan and Ganve	-	-	10,250,811.00	10,250,811.00	10,250,811.00	-	10,250,811.00
23050101	130215001019	Resuscitation of Fertilizer Blending Plants, Yola	-	58,855,033.00	900,000,000.00	900,000,000.00	500,000,000.00	400,000,000.00	841,144,967.00
23050101	130215001020	Fadama III (N-CARES)	-	-	600,000,000.00	600,000,000.00	600,000,000.00	-	600,000,000.00
<b>13 - Reform of Government and Governance (General) Total</b>			<b>145,917,551.30</b>	<b>58,855,033.00</b>	<b>4,953,250,811.00</b>	<b>4,953,250,811.00</b>	<b>1,653,250,811.00</b>	<b>3,300,000,000.00</b>	<b>4,894,395,778.00</b>
<b>021500100100 - Ministry of Agriculture Total</b>			<b>145,917,551.30</b>	<b>58,855,033.00</b>	<b>4,953,250,811.00</b>	<b>4,953,250,811.00</b>	<b>1,653,250,811.00</b>	<b>3,300,000,000.00</b>	<b>4,894,395,778.00</b>
<b>021510200100 - Adamawa ADP</b>									
<b>01 - Economic Empowerment Through Agriculture (General)</b>									
23010101	010215102009	Establishment of 260No Mgt Training Plots (MTPs)	-	-	1,500,000.00	1,500,000.00	1,500,000.00	-	1,500,000.00
23010127	010215102001	Purchase of processing equipments for the 19 farm centres	-	-	19,000,000.00	19,000,000.00	19,000,000.00	-	19,000,000.00
23010127	010215102004	Purchase of 1000 pieces of Ox-drawn Plough (25% subsidy)-Covid-19 Pandemic	-	-	16,300,000.00	16,300,000.00	16,300,000.00	-	16,300,000.00
23010127	010215102007	Purchase of 2000No. 3" Water Pumps for distribution--Covid-19 Pandemic	-	-	9,000,000.00	9,000,000.00	9,000,000.00	-	9,000,000.00
23010127	010215102014	Proc.Assort. Equip.ie 4No. GPR 13No. R/boot & 22No.Rain Guage	-	-	200,000.00	200,000.00	200,000.00	-	200,000.00
23010144	010215102002	Purchase of 2000 Litres of Agrochemical	-	-	6,000,000.00	6,000,000.00	6,000,000.00	-	6,000,000.00
23010144	010215102003	Pur. of 3000kg of Hybrid Seed of Maize D/Nut Cowpea & Sorghum and Rice-Covid-19 Pandemic	-	-	1,500,000.00	1,500,000.00	1,500,000.00	-	1,500,000.00
23020128	010215102011	Cons. of 1No. Village Listing Survey (VLS)	-	-	5,000,000.00	5,000,000.00	5,000,000.00	-	5,000,000.00
23020128	010215102013	Cons. of 3No. Agric. Produc. Survey/Farmer Advisory Serices	-	-	500,000.00	500,000.00	500,000.00	-	500,000.00
23030121	010215102005	Rehabilitation of Offices at Yola	-	-	31,000,000.00	31,000,000.00	31,000,000.00	-	31,000,000.00
23030121	010215102012	Renovation of 15No. Stores all over the state	-	-	8,000,000.00	8,000,000.00	8,000,000.00	-	8,000,000.00
23050101	010215102008	Establishment of 30 No. On-Farm Adaptive Research Trials	-	-	1,000,000.00	1,000,000.00	1,000,000.00	-	1,000,000.00
23050101	010215102010	Livestock OFAR ie Upgrading of 4No. Small Ruminants	-	-	1,000,000.00	1,000,000.00	1,000,000.00	-	1,000,000.00
<b>01 - Economic Empowerment Through Agriculture (General) Total</b>			<b>-</b>	<b>-</b>	<b>100,000,000.00</b>	<b>100,000,000.00</b>	<b>100,000,000.00</b>	<b>-</b>	<b>100,000,000.00</b>
<b>021510200100 - Adamawa ADP Total</b>			<b>-</b>	<b>-</b>	<b>100,000,000.00</b>	<b>100,000,000.00</b>	<b>100,000,000.00</b>	<b>-</b>	<b>100,000,000.00</b>
<b>021510300100 - Adamawa Agricultural Mechanization Authority</b>									
<b>01 - Economic Empowerment Through Agriculture (General)</b>									
23020113	010215103002	Fabrication of 1500No. Of Small Steel Silos Bins	-	-	10,000,000.00	10,000,000.00	10,000,000.00	-	10,000,000.00
23020128	010215103007	Fabrication of Agricultural tools and equipment (planter, thrasher, Hammer mill)	-	-	20,000,000.00	20,000,000.00	20,000,000.00	-	20,000,000.00
23030112	010215103003	Repair of 6No Heavey Duty Machines	-	-	10,000,000.00	10,000,000.00	10,000,000.00	-	10,000,000.00
23030121	010215103005	Construction and renovation of 2 block offices with board room	-	-	30,000,000.00	30,000,000.00	30,000,000.00	-	30,000,000.00
23030139	010215103006	Servicing of 10 No Assorted Tractors	-	-	10,000,000.00	10,000,000.00	10,000,000.00	-	10,000,000.00
23050101	010215103001	Mechanization services logistics	-	-	20,000,000.00	20,000,000.00	20,000,000.00	-	20,000,000.00
<b>01 - Economic Empowerment Through Agriculture (General) Total</b>			<b>-</b>	<b>-</b>	<b>100,000,000.00</b>	<b>100,000,000.00</b>	<b>100,000,000.00</b>	<b>-</b>	<b>100,000,000.00</b>
<b>021510300100 - Adamawa Agricultural Mechanization Authority Total</b>			<b>-</b>	<b>-</b>	<b>100,000,000.00</b>	<b>100,000,000.00</b>	<b>100,000,000.00</b>	<b>-</b>	<b>100,000,000.00</b>
<b>022000100100 - Ministry of Finance</b>									
<b>13 - Reform of Government and Governance (General)</b>									
23010105	130220001001	Purchase of 51 SUVs (2022 model); 1 SUV (2019 model); 4 T/Hillux, 4 T/Camry, 26 /Corolla (2022 models)	648,300,007.70	5,151,632,940.00	6,151,045,925.00	6,151,045,925.00	3,151,045,925.00	3,000,000,000.00	999,412,985.00
23010108	130220001010	Purchase of Buses	-	-	1,200,000,000.00	1,200,000,000.00	-	1,200,000,000.00	1,200,000,000.00
23010112	130220001002	Purchase of Office Furniture and Equipment 10 set of Cushions, Tables, Chairs & Electronic Gadgets)	9,226,625.00	-	90,000,000.00	90,000,000.00	90,000,000.00	-	90,000,000.00
23020114	130220001004	Renovation, Fencing, Landscaping & Pro.of Con.at Central Stores	189,267,625.79	-	97,934,154.00	97,934,154.00	97,934,154.00	-	97,934,154.00
23050101	130220001003	Adamawa State Constituency Projects	-	-	1,000,000,000.00	1,000,000,000.00	1,000,000,000.00	-	1,000,000,000.00
23050101	130220001009	State Fiscal Transparency, Accountability and Sustainability Projects Execution	38,396,000.00	387,763,844.00	500,000,000.00	500,000,000.00	500,000,000.00	-	112,236,156.00
<b>13 - Reform of Government and Governance (General) Total</b>			<b>885,190,258.49</b>	<b>5,539,396,784.00</b>	<b>9,038,980,079.00</b>	<b>9,038,980,079.00</b>	<b>4,838,980,079.00</b>	<b>4,200,000,000.00</b>	<b>3,499,583,295.00</b>
<b>022000100100 - Ministry of Finance Total</b>			<b>885,190,258.49</b>	<b>5,539,396,784.00</b>	<b>9,038,980,079.00</b>	<b>9,038,980,079.00</b>	<b>4,838,980,079.00</b>	<b>4,200,000,000.00</b>	<b>3,499,583,295.00</b>
<b>022000700100 - Office of the Accountant General</b>									
<b>13 - Reform of Government and Governance (General)</b>									
23020101	130220007001	Construction of E-Payment Block at AG's Office	-	-	50,000,000.00	50,000,000.00	50,000,000.00	-	50,000,000.00

*Report of the Auditor General on the Accounts of Adamawa State Government for the year ended 31st December 2023*

SCHEDULE OF CAPITAL EXPENDITURE CONTD.

Economic Code	Project Code	Project Description	Actual	Actual	Final Budget	Revised Budget	Original Budget	Supplementary Budget	Variance
			2022	2023	2023	2023	2023	2023	2023
			₦	₦	₦	₦	₦	₦	₦
23030121	130220007002	Rehabilitation of Treasury in AG's Office	-	-	10,000,000.00	10,000,000.00	10,000,000.00	-	10,000,000.00
<b>13 - Reform of Government and Governance (General) Total</b>			-	-	<b>60,000,000.00</b>	<b>60,000,000.00</b>	<b>60,000,000.00</b>	-	<b>60,000,000.00</b>
<b>022000700100 - Office of the Accountant General Total</b>			-	-	<b>60,000,000.00</b>	<b>60,000,000.00</b>	<b>60,000,000.00</b>	-	<b>60,000,000.00</b>
<b>022000800100 - Board of Internal Revenue</b>									
<b>13 - Reform of Government and Governance (General)</b>									
23010105	130220008009	Purchase of 14No operational vehicles to enhance Revenue	-	9,027,443.00	40,000,000.00	40,000,000.00	40,000,000.00	-	30,972,557.00
23010139	130220008001	Procurement of 1No.of JMG (200KVA) generator	-	-	15,000,000.00	15,000,000.00	15,000,000.00	-	15,000,000.00
23010142	130220008008	Purchase of Office Equipment (10 HP Destop Computers, 4 HP Printers and Scanners)	-	-	30,000,000.00	30,000,000.00	30,000,000.00	-	30,000,000.00
23020101	130220008002	Constr of 2No. Blk of 6No. Offices at Michika & Landscaping	-	-	30,000,000.00	30,000,000.00	30,000,000.00	-	30,000,000.00
23030121	130220008003	Completion of revnovation/landscaping of Mubi Revenue Office	-	-	12,000,000.00	12,000,000.00	12,000,000.00	-	12,000,000.00
23030121	130220008004	Completion of renovation/landscaping of Gombi Revenue Office	-	-	15,000,000.00	15,000,000.00	15,000,000.00	-	15,000,000.00
<b>13 - Reform of Government and Governance (General) Total</b>			-	<b>9,027,443.00</b>	<b>142,000,000.00</b>	<b>142,000,000.00</b>	<b>142,000,000.00</b>	-	<b>132,972,557.00</b>
<b>022000800100 - Board of Internal Revenue Total</b>			-	<b>9,027,443.00</b>	<b>142,000,000.00</b>	<b>142,000,000.00</b>	<b>142,000,000.00</b>	-	<b>132,972,557.00</b>
<b>022200100100 - Ministry of Commerce</b>									
<b>13 - Reform of Government and Governance (General)</b>									
23010112	130222001012	Furnishing of 2NO.State Raw Material Display Centre	-	-	15,000,000.00	15,000,000.00	15,000,000.00	-	15,000,000.00
23010125	130222001019	Production of Trade & Investment Directory(10 000 Copies)	-	-	2,000,000.00	2,000,000.00	2,000,000.00	-	2,000,000.00
23010125	130222001021	Prod. of Indust. Directory/Copendum of Manufactur. Outfits	-	-	10,000,000.00	10,000,000.00	10,000,000.00	-	10,000,000.00
23010129	130222001001	Provision of Working Capital to Burnt Bricks Industries Ltd.	-	-	200,000,000.00	200,000,000.00	200,000,000.00	-	200,000,000.00
23010129	130222001002	Reactivation of Gombi Chalk Industry	-	-	75,000,000.00	75,000,000.00	75,000,000.00	-	75,000,000.00
23010129	130222001007	Establishment of Garment Industry	-	-	376,436,871.00	376,436,871.00	376,436,871.00	-	376,436,871.00
23020101	130222001006	Construction of 1 NO Block of 5 Office in 4 Zonal Trade Offi	-	-	5,000,000.00	5,000,000.00	5,000,000.00	-	5,000,000.00
23020119	130222001008	Development of Industrial Park in Yola	-	-	15,000,000.00	15,000,000.00	15,000,000.00	-	15,000,000.00
23030124	130222001014	Maintenance of Jimeta Modern Market	-	-	30,000,000.00	30,000,000.00	30,000,000.00	-	30,000,000.00
23050101	130222001018	Organizing of Domestic Trade Fairs and Local Exhibition	-	-	20,000,000.00	20,000,000.00	20,000,000.00	-	20,000,000.00
23050101	130222001023	Participation in Kaduna, Abuja, Kano, and Enugu trade fairs	-	-	30,000,000.00	30,000,000.00	30,000,000.00	-	30,000,000.00
23050101	130222001024	Business Premises Census	-	-	8,000,000.00	8,000,000.00	8,000,000.00	-	8,000,000.00
23050103	130222001015	Monitoring and Eevaluation of Area Commercial Offices	-	-	15,000,000.00	15,000,000.00	15,000,000.00	-	15,000,000.00
23050105	130222001026	Part Payment for Equity Participation in Magnesite Company	-	-	41,000,000.00	41,000,000.00	41,000,000.00	-	41,000,000.00
23050108	130222001020	Adamawa State Trade Sensitization on Marketing Skill	-	-	5,000,000.00	5,000,000.00	5,000,000.00	-	5,000,000.00
23050108	130222001022	Reactivation of Yola Office Stationery Factory	-	-	20,000,000.00	20,000,000.00	20,000,000.00	-	20,000,000.00
23050108	130222001025	Fencing of the Proposed Mubi Modern Market and motor Park at Dazala Mubi North	-	-	132,563,129.00	132,563,129.00	132,563,129.00	-	132,563,129.00
<b>13 - Reform of Government and Governance (General) Total</b>			-	-	<b>1,000,000,000.00</b>	<b>1,000,000,000.00</b>	<b>1,000,000,000.00</b>	-	<b>1,000,000,000.00</b>
<b>022200100100 - Ministry of Commerce Total</b>			-	-	<b>1,000,000,000.00</b>	<b>1,000,000,000.00</b>	<b>1,000,000,000.00</b>	-	<b>1,000,000,000.00</b>
<b>022900100100 - Ministry of Transportation</b>									
<b>17 - Road (General)</b>									
23010105	170229001014	Purchase of 3No. Operational/Patrol Vehicles, 2 Towing Van &	-	-	88,435,653.00	88,435,653.00	88,435,653.00	-	88,435,653.00
23010108	170229001002	Purch. of 50 No. Buses For Urban & Rural Mass Transit Prog	-	-	40,000,000.00	40,000,000.00	40,000,000.00	-	40,000,000.00
23010108	170229001003	Purchase of 20 No. 18 Seater Hammer Toyota Buses	-	-	40,000,000.00	40,000,000.00	40,000,000.00	-	40,000,000.00
23020101	170229001010	Perimeter Wall Fencing & Const of Office Block	-	18,049,225.00	20,000,000.00	20,000,000.00	20,000,000.00	-	1,950,775.00
23020107	170229001005	Establishment of Standard Driving School in Yola	-	-	15,000,000.00	15,000,000.00	15,000,000.00	-	15,000,000.00
23020114	170229001007	Construction of 10No Bus Stops in Jimeta - Yola Metropolis	-	-	15,000,000.00	15,000,000.00	15,000,000.00	-	15,000,000.00
23020124	170229001001	Compl. of J/Yola Sunshine Term. including Landscaping of Prem	-	-	20,000,000.00	20,000,000.00	20,000,000.00	-	20,000,000.00
23020124	170229001006	Construction of Modern Motor Parks Mubi North ,Mubi South,Ma	-	-	1,000,000.00	1,000,000.00	1,000,000.00	-	1,000,000.00
23020124	170229001008	Truck Transit Parks (TTP) & Border Trade information centre (BTIC) at Mubi Nguore, Sahuda and Jimeta	-	-	20,000,000.00	20,000,000.00	20,000,000.00	-	20,000,000.00
23030121	170229001009	Renovation of Sunshine Terminus and Workshop	-	-	15,000,000.00	15,000,000.00	15,000,000.00	-	15,000,000.00
23030121	170229001013	Renov. of VIO hqtrs and 3 zonal offices at Ganje,Mubi &Numan	-	-	15,000,000.00	15,000,000.00	15,000,000.00	-	15,000,000.00
23050101	170229001011	Establishment of Adamawa State Road Traffic and Transport Management Agency Take-off	-	-	15,000,000.00	15,000,000.00	15,000,000.00	-	15,000,000.00
<b>17 - Road (General) Total</b>			-	<b>18,049,225.00</b>	<b>304,435,653.00</b>	<b>304,435,653.00</b>	<b>304,435,653.00</b>	-	<b>286,386,428.00</b>

Report of the Auditor General on the Accounts of Adamawa State Government for the year ended 31st December 2023

SCHEDULE OF CAPITAL EXPENDITURE CONTD.

Economic Code	Project Code	Project Description	Actual 2022	Actual 2023	Final Budget 2023	Revised Budget 2023	Original Budget 2023	Supplementary Budget 2023	Variance 2023
			₦	₦	₦	₦	₦	₦	₦
<b>022900100100 - Ministry of Transportation Total</b>			-	18,049,225.00	304,435,653.00	304,435,653.00	304,435,653.00	-	286,386,428.00
<b>023300100100 - Ministry of Mineral Resources Development</b>									
<b>21 - Oil and Gas Infrastructure (General)</b>									
23020101	210233001012	Constr.of additional 2No.zonal offices at Michika and Numan	-	-	5,000,000.00	5,000,000.00	5,000,000.00	-	5,000,000.00
23020101	210233001013	Construction of 3NO. Zonal Office Mubi Yola and Ganye	-	-	10,000,000.00	10,000,000.00	10,000,000.00	-	10,000,000.00
23050101	210233001007	Establishment of Gemological Centre at Yola	-	-	10,000,000.00	10,000,000.00	10,000,000.00	-	10,000,000.00
23050101	210233001008	Estab of Mineral Res Envir Mgt Committee (MIREMCO)	-	-	22,675,000.00	22,675,000.00	22,675,000.00	-	22,675,000.00
<b>21 - Oil and Gas Infrastructure (General) Total</b>			-	-	47,675,000.00	47,675,000.00	47,675,000.00	-	47,675,000.00
<b>023300100100 - Ministry of Mineral Resources Development Total</b>			-	-	47,675,000.00	47,675,000.00	47,675,000.00	-	47,675,000.00
<b>023305200100 - Adamawa State Mining Company</b>									
<b>21 - Oil and Gas Infrastructure (General)</b>									
23010107	210233052005	Purchase of Tipppers and Dump Trucks for quarry operations	-	-	3,000,000.00	3,000,000.00	3,000,000.00	-	3,000,000.00
23010119	210233052010	Procurement of 1No. Standby Generator set(60KVA)	-	-	2,000,000.00	2,000,000.00	2,000,000.00	-	2,000,000.00
23010129	210233052006	Purchase of Industrial Mining machines and equipment for Small Scale Mining	-	-	10,000,000.00	10,000,000.00	10,000,000.00	-	10,000,000.00
23010139	210233052008	Purchase of low bed. haib and fork lift for commercial purpose	-	-	1,000,000.00	1,000,000.00	1,000,000.00	-	1,000,000.00
23020101	210233052001	Building of Office Complex, Furnishing and Office Equipment for the Adamawa Mining Company (AMC)	-	-	20,000,000.00	20,000,000.00	20,000,000.00	-	20,000,000.00
23030121	210233052002	Renovation of office Building	-	-	5,000,000.00	5,000,000.00	5,000,000.00	-	5,000,000.00
23050101	210233052003	Cost of Geophysical Survey, Geochemical analysis, Revenue estimate and Feasibility studies of five Mineral types and Gem stones	-	11,232,908.00	170,000,000.00	170,000,000.00	170,000,000.00	-	158,767,092.00
23050101	210233052004	Cost of new exploration licences/Renewal of existing licences and ground rent	-	-	49,691,891.00	49,691,891.00	49,691,891.00	-	49,691,891.00
23050101	210233052007	Establishment of Chemical Analysis Laboratory	-	-	1,000,000.00	1,000,000.00	1,000,000.00	-	1,000,000.00
23050108	210233052009	Enviromental impact assessment (EIA) and Community Development at Guyuk, Fufore, Mayo Belwa, Ganye, Demsa, Jada and Gombi	-	1,591,500.00	10,000,000.00	10,000,000.00	10,000,000.00	-	8,408,500.00
23050108	210233052011	Partnership Development (JVC)	-	-	1,000,000.00	1,000,000.00	1,000,000.00	-	1,000,000.00
<b>21 - Oil and Gas Infrastructure (General) Total</b>			-	12,824,408.00	272,691,891.00	272,691,891.00	272,691,891.00	-	259,867,483.00
<b>023305200100 - Adamawa State Mining Company Total</b>			-	12,824,408.00	272,691,891.00	272,691,891.00	272,691,891.00	-	259,867,483.00
<b>023400100100 - Ministry of Works and Energy Development</b>									
<b>09 - Environmental Improvement (General)</b>									
23020114	090234001001	Construction of Mildo-Sukur - 16Km	-	227,032,184.00	365,000,000.00	1,385,000,000.00	400,000,000.00	985,000,000.00	137,967,816.00
23020114	090234001002	Construction of Balhona Kwalamba road to Guyaku - 1.12km(Ecological Fund)	-	-	300,000,000.00	300,000,000.00	300,000,000.00	-	300,000,000.00
<b>09 - Environmental Improvement (General) Total</b>			-	227,032,184.00	665,000,000.00	1,685,000,000.00	700,000,000.00	985,000,000.00	437,967,816.00
<b>13 - Reform of Government and Governance (General)</b>									
23020114	130234001105	Adamawa Agric Business Support (ADAS) programme in the State	-	601,757,337.00	1,000,000,000.00	1,000,000,000.00	-	1,000,000,000.00	398,242,663.00
<b>13 - Reform of Government and Governance (General) Total</b>			-	601,757,337.00	1,000,000,000.00	1,000,000,000.00	-	1,000,000,000.00	398,242,663.00
<b>17 - Road (General)</b>									
23010105	170234001094	Bucket crane and Utility vehicle for monitoring and maintainance.	-	-	40,000,000.00	40,000,000.00	40,000,000.00	-	40,000,000.00
23010107	170234001096	Procurement of 1No. 10 tone Mercedes Truck crane lorry.	-	-	34,400,000.00	34,400,000.00	34,400,000.00	-	34,400,000.00
23010119	170234001006	Provision of solar power street lights in 7No. Villages & Co	-	-	600,000.00	600,000.00	600,000.00	-	600,000.00
23010119	170234001007	Provision of solar powered traffic lights in three Senatorial Zones	-	-	50,000,000.00	50,000,000.00	50,000,000.00	-	50,000,000.00
23020101	170234001095	Setting up of 2No. Zonal offices (Mubi and Ganye) for effective supervision.	-	-	5,000,000.00	5,000,000.00	5,000,000.00	-	5,000,000.00
23020103	170234001008	Constr of Uba township stormwater drain	332,508,473.58	148,434,494.00	151,003,200.00	20,000,000.00	20,000,000.00	-	2,568,706.00
23020105	170234001098	Construction of Samunaka Storm Water Drainages	-	531,277,130.00	931,277,130.00	931,277,130.00	631,277,130.00	300,000,000.00	400,000,000.00
23020114	170234001015	Construction of Vinikilang Road (0.11km)	-	-	10,000,000.00	10,000,000.00	10,000,000.00	-	10,000,000.00
23020114	170234001016	Construction of Kaduna street (0.22km)	15,000,000.00	40,000,000.00	40,200,000.00	30,000,000.00	20,000,000.00	10,000,000.00	200,000.00
23020114	170234001017	Construction of Lusaka street (0.23km)	61,922,482.28	40,000,000.00	40,200,000.00	30,000,000.00	20,000,000.00	10,000,000.00	200,000.00
23020114	170234001018	Construction of Weekly Scope Road & Links (2.5km)	-	-	20,000,000.00	20,000,000.00	20,000,000.00	-	20,000,000.00
23020114	170234001019	Construction of Abeokuta street in jimeta- (130m)	15,000,000.00	45,000,000.00	45,100,000.00	40,000,000.00	20,000,000.00	20,000,000.00	100,000.00
23020114	170234001020	Construction of Ndaforo Street in Jimeta- (230m)	15,000,000.00	40,000,000.00	40,200,000.00	30,000,000.00	20,000,000.00	10,000,000.00	200,000.00

Report of the Auditor General on the Accounts of Adamawa State Government for the year ended 31st December 2023

SCHEDULE OF CAPITAL EXPENDITURE CONTD.

Economic Code	Project Code	Project Description	Actual	Actual	Final Budget	Revised Budget	Original Budget	Supplementary Budget	Variance
			2022	2023	2023	2023	2023	2023	2023
			₦	₦	₦	₦	₦	₦	₦
23020114	170234001021	Constr. of Ganye Township Roads (Bwagai - Shangashi) 6.0km	-	-	30,000,000.00	30,000,000.00	30,000,000.00	-	30,000,000.00
23020114	170234001022	Construction of Zumo road Yola Town(0.75km) Yola South LGA	-	20,000,000.00	20,000,000.00	20,000,000.00	20,000,000.00	-	-
23020114	170234001023	Construction of Michika Township roads	-	-	35,000,000.00	35,000,000.00	35,000,000.00	-	35,000,000.00
23020114	170234001024	Construction of Benue Street (0.8km)	460,250,695.77	50,000,000.00	50,300,000.00	35,000,000.00	20,000,000.00	15,000,000.00	300,000.00
23020114	170234001025	Construction of Falu Road Karewa , Yola North	46,930,362.20	45,000,000.00	45,200,000.00	35,000,000.00	25,000,000.00	10,000,000.00	200,000.00
23020114	170234001026	Construction of Gashaka Street in Jimeta (0.7km)	-	35,000,000.00	35,000,000.00	35,000,000.00	35,000,000.00	-	-
23020114	170234001027	Constr of Girei-Pariya-Wurobokki-Malabu road with a spur (5km)	-	-	200,000,000.00	200,000,000.00	200,000,000.00	-	200,000,000.00
23020114	170234001028	Construction of Lagos Crescent, Jimeta (0.5km)	70,000,000.00	50,000,000.00	50,300,000.00	35,000,000.00	25,000,000.00	10,000,000.00	300,000.00
23020114	170234001028	Reconstruction of Jada-Mbulu-Ganye Rd	52,639,077.20	-	-	-	-	-	-
23020114	170234001030	Construction of Mbamba Street Yola (0.5km)	-	25,000,000.00	25,000,000.00	25,000,000.00	25,000,000.00	-	-
23020114	170234001031	Construction of Doctor's Quarter Road Yola (1.6Km)	-	25,000,000.00	25,000,000.00	25,000,000.00	25,000,000.00	-	-
23020114	170234001032	Constr of Tashan Sani Junc to Yolde Pati-Niyabogo road (0.3km)	-	-	15,000,000.00	15,000,000.00	15,000,000.00	-	15,000,000.00
23020114	170234001033	Construction of Sarkin Kano Aliyu Road (1.0km)	-	-	50,000,000.00	50,000,000.00	50,000,000.00	-	50,000,000.00
23020114	170234001034	Constr of Jambutu Street & Mambila Street Yola North (0.6km)	208,406,677.04	60,000,000.00	60,400,000.00	40,000,000.00	30,000,000.00	10,000,000.00	400,000.00
23020114	170234001035	Construction of Banjiram to Chikila Road 6km	-	-	5,000,000.00	5,000,000.00	5,000,000.00	-	5,000,000.00
23020114	170234001036	Construction of Sabon Pegi road and drainages in Yola	-	-	50,000,000.00	50,000,000.00	50,000,000.00	-	50,000,000.00
23020114	170234001037	Construction of Mafia By-Pass and Fall-out drain (1.20km)	119,671,996.43	30,000,000.00	30,000,000.00	30,000,000.00	30,000,000.00	-	-
23020114	170234001038	Construction of Demsa Township Road (2km)	578,245,719.45	808,910,309.00	817,688,600.00	370,000,000.00	350,000,000.00	20,000,000.00	8,778,291.00
23020114	170234001039	Construction of Philip Makem Street and Link(1.20km)	195,007,136.92	40,000,000.00	40,200,000.00	30,000,000.00	20,000,000.00	10,000,000.00	200,000.00
23020114	170234001041	Construction of Total Junction Fly-over Jimeta	300,000,000.00	-	160,000,000.00	160,000,000.00	160,000,000.00	-	160,000,000.00
23020114	170234001042	Construction of Bekaji Estate Roads (10km)	400,000,000.00	800,000,000.00	808,000,000.00	400,000,000.00	400,000,000.00	-	8,000,000.00
23020114	170234001043	Construction of Njobbore Road off Vinkl (2.5km)	1,300,000,000.00	-	200,000,000.00	200,000,000.00	200,000,000.00	-	200,000,000.00
23020114	170234001044	Construction Nyibango Road Off Army Barracks Road and Links (2km)	281,909,283.37	-	400,000,000.00	400,000,000.00	50,000,000.00	350,000,000.00	400,000,000.00
23020114	170234001045	Construction of Hong Township Roads (2km)	700,000,001.00	-	50,000,000.00	50,000,000.00	50,000,000.00	-	50,000,000.00
23020114	170234001046	Constr of Lamurde township roads (3km)	628,253,737.91	33,039,288.00	100,000,000.00	100,000,000.00	100,000,000.00	-	66,960,712.00
23020114	170234001047	Construction of Ribadu square roads	-	1,842,805,593.00	1,857,661,800.00	1,100,000,000.00	600,000,000.00	500,000,000.00	14,856,207.00
23020114	170234001048	Construction of Mampaya road in Uba Town (2.5km)	99,352,572.08	500,000,000.00	504,000,000.00	300,000,000.00	300,000,000.00	-	4,000,000.00
23020114	170234001049	Construction of Gulak Townships Roads (5km)	214,400,027.00	-	150,000,000.00	150,000,000.00	150,000,000.00	-	150,000,000.00
23020114	170234001050	Construction of Madagali township roads (10km)	-	1,179,363,145.00	1,191,950,500.00	550,000,000.00	400,000,000.00	150,000,000.00	12,587,355.00
23020114	170234001051	Construction of Dougirei Road Network (DSS) (5km)	-	-	500,000,000.00	500,000,000.00	500,000,000.00	-	500,000,000.00
23020114	170234001052	Construction of Bobini Road in Guyuk LGA	-	588,679,097.00	596,452,700.00	200,000,000.00	200,000,000.00	-	7,773,603.00
23020114	170234001053	Construction of Mubi South Township roads (10km)	100,032,346.43	-	500,000,000.00	500,000,000.00	500,000,000.00	-	500,000,000.00
23020114	170234001054	Construction of Jada Township Roads (6km)	588,199,256.92	-	100,000,000.00	100,000,000.00	100,000,000.00	-	100,000,000.00
23020114	170234001055	Construct. of NYSC Orientation Camps Road	966,553,782.65	-	50,000,000.00	50,000,000.00	50,000,000.00	-	50,000,000.00
23020114	170234001056	Construction of Maiha-Fulbere-Zhediniyi-Pella Rd-39.58km	261,460,250.99	2,397,308,422.00	2,403,628,906.00	2,081,288,006.00	1,381,288,006.00	700,000,000.00	6,320,484.00
23020114	170234001057	Constr of roads in 1000 housings units estate, Malkohi, Yola South LGA	-	3,012,767,853.10	3,019,296,100.00	2,260,000,000.00	500,000,000.00	1,760,000,000.00	6,528,246.90
23020114	170234001058	Design & Constr. Of 1st Fly-Over at Police roundabout	1,836,626,695.22	300,000,000.00	300,000,000.00	300,000,000.00	300,000,000.00	-	-
23020114	170234001059	Design and Construction of Mubi By Pass - (11.90km)	1,987,014,898.50	772,335,601.00	782,282,400.00	275,000,000.00	200,000,000.00	75,000,000.00	9,946,799.00
23020114	170234001063	Rehabilitation and Expansion of Yola Bypass road (5.5km)	-	-	50,000,000.00	50,000,000.00	50,000,000.00	-	50,000,000.00
23020114	170234001065	Reconstruction of Nepa road, Jimeta (2.3km)	133,733,909.12	50,000,000.00	50,300,000.00	35,000,000.00	25,000,000.00	10,000,000.00	300,000.00
23020114	170234001069	Completion of Kiri Junction-Kiri -Shelleng Road (37.5km)	-	400,000,000.00	400,000,000.00	400,000,000.00	400,000,000.00	-	-
23020114	170234001071	Reconstruction of Bachure road (3.0km)	126,112,325.76	50,000,000.00	50,300,000.00	35,000,000.00	25,000,000.00	10,000,000.00	300,000.00
23020114	170234001072	Reconstruction of Yolde Pate Road (4.5km) On-going	-	33,370,094.00	50,000,000.00	50,000,000.00	50,000,000.00	-	16,629,906.00
23020114	170234001073	Reconstruction of Fufore main road	-	-	100,000,000.00	100,000,000.00	100,000,000.00	-	100,000,000.00
23020114	170234001074	Consultancy for Design and Supervision	-	-	100,000,000.00	100,000,000.00	100,000,000.00	-	100,000,000.00
23020114	170234001075	Reconstruction of Old Gombi Road	-	321,387,425.00	350,000,000.00	350,000,000.00	350,000,000.00	-	28,612,575.00
23020114	170234001076	ADSU Mubi New Campus Roads (10km)	-	-	350,000,000.00	350,000,000.00	350,000,000.00	-	350,000,000.00
23020114	170234001077	Mubi Roundabout Flyover	-	4,000,000,000.00	4,000,000,000.00	4,000,000,000.00	1,500,000,000.00	2,500,000,000.00	-
23020114	170234001080	Completion of Gombi-Ga'anda road – 36Km	-	-	250,000,000.00	250,000,000.00	250,000,000.00	-	250,000,000.00
23020114	170234001081	Construction of Gella Road in Mubi South – 14Km	-	-	300,000,000.00	300,000,000.00	300,000,000.00	-	300,000,000.00
23020114	170234001082	Construction of Ganye By pass – 6Km	-	-	300,000,000.00	300,000,000.00	300,000,000.00	-	300,000,000.00
23020114	170234001083	Construction of Kofare Road Network – 8Km	-	-	400,000,000.00	400,000,000.00	400,000,000.00	-	400,000,000.00
23020114	170234001084	Construction of Karewa GRA Road Network and Drainages (10km)	-	-	250,000,000.00	250,000,000.00	250,000,000.00	-	250,000,000.00
23020114	170234001085	Construction of Damilu Storm water drain – 5Km	-	-	250,000,000.00	250,000,000.00	250,000,000.00	-	250,000,000.00
23020114	170234001086	Construction of Jauro-Road – Damare. (5km)	-	-	150,000,000.00	150,000,000.00	150,000,000.00	-	150,000,000.00
23020114	170234001087	Construction of Michika-Mararraba Garta-Kamale (20km)	-	-	350,000,000.00	350,000,000.00	350,000,000.00	-	350,000,000.00
23020114	170234001088	Construction of Guyuk Township Road	1,062,053,206.91	-	-	-	-	-	-

Report of the Auditor General on the Accounts of Adamawa State Government for the year ended 31st December 2023

SCHEDULE OF CAPITAL EXPENDITURE CONTD.

Economic Code	Project Code	Project Description	Actual	Actual	Final Budget	Revised Budget	Original Budget	Supplementary Budget	Variance
			2022	2023	2023	2023	2023	2023	2023
			₦	₦	₦	₦	₦	₦	₦
23020114	170234001088	Construction of Philip-Maken Extention and Links	-	1,836,156,116.00	1,854,879,300.00	900,000,000.00	400,000,000.00	500,000,000.00	18,723,184.00
23020114	170234001089	Construction of Federal Housing Road Network (15km)	-	-	800,000,000.00	800,000,000.00	400,000,000.00	400,000,000.00	800,000,000.00
23020114	170234001090	Construction of Onwa Road Sabon Pegi & links- 1.2Km	-	-	200,000,000.00	200,000,000.00	200,000,000.00	-	200,000,000.00
23020114	170234001091	Intervention with Transmission Company of Nigeria (TCN)	-	-	5,000,000.00	5,000,000.00	5,000,000.00	-	5,000,000.00
23020114	170234001092	completion of muchalla bridge in mubi north	-	66,030,304.00	67,151,000.00	10,000,000.00	10,000,000.00	-	1,120,696.00
23020114	170234001097	Construction of Ahmadu Ribadu road, Yola (10 km)	-	171,402,797.00	200,000,000.00	200,000,000.00	200,000,000.00	-	28,597,203.00
23020114	170234001099	Reclaiming and embankment Protection of Choci Bridge along Yola road	46,129,836.75	50,000,000.00	50,000,000.00	50,000,000.00	50,000,000.00	-	-
23020114	170234001100	Construction of Galadima Street in Jimeta (2 km)	-	-	50,000,000.00	50,000,000.00	50,000,000.00	-	50,000,000.00
23020114	170234001101	Construction of Adamawa Supper Highway (from Welcome to Yola to Yoldepate 20 km)	-	6,500,000,000.00	6,500,000,000.00	6,500,000,000.00	2,500,000,000.00	4,000,000,000.00	-
23020114	170234001102	Reconstruction and Rehabilitation of Kola Junction from Buskiri to Tsalbu Road with spur in Dumna Ward	-	219,367,354.00	219,754,800.00	200,000,000.00	200,000,000.00	-	387,446.00
23020114	170234001102	Construction of Gulak Storm Water Drain Phase II	-	-	500,000,000.00	500,000,000.00	-	500,000,000.00	500,000,000.00
23020114	170234001103	Construction of 3 span Bridge at wuro Ngayandi along Michika- Maiduguri High Way	-	640,435,480.00	647,244,200.00	300,000,000.00	-	300,000,000.00	6,808,720.00
23020114	170234001104	Construction of Malamre clinic road	-	-	100,000,000.00	100,000,000.00	-	100,000,000.00	100,000,000.00
23030113	170234001067	Rehabilitation of Road Network in Yola Abbatior	127,755,805.93	14,075,128.00	50,000,000.00	50,000,000.00	50,000,000.00	-	35,924,872.00
23030113	170234001068	Rehabilitation of Old Access Road to Gov't House Yola and Links	218,699,647.55	40,000,000.00	40,200,000.00	30,000,000.00	20,000,000.00	10,000,000.00	200,000.00
23030113	170234001070	Rehabilitation of Urban Township Roads in the State	3,469,890,200.56	1,687,879,679.00	1,698,637,300.00	1,150,000,000.00	700,000,000.00	450,000,000.00	10,757,621.00
23030113	170234001079	Reconstruction of Sebore-Tola Binyeri road – 36Km	-	-	420,000,000.00	1,000,000,000.00	1,000,000,000.00	-	420,000,000.00
23050101	170234001093	Provision for setting up Adamawa State Renewable Energy policy document/implementation.	-	-	5,000,000.00	5,000,000.00	5,000,000.00	-	5,000,000.00
<b>17 - Road (General) Total</b>			<b>17,018,760,405.52</b>	<b>29,540,025,309.10</b>	<b>37,823,807,936.00</b>	<b>31,752,565,136.00</b>	<b>19,012,565,136.00</b>	<b>12,740,000,000.00</b>	<b>8,283,782,626.90</b>
<b>023400100100 - Ministry of Works and Energy Development Total</b>			<b>17,018,760,405.52</b>	<b>30,368,814,830.10</b>	<b>39,488,807,936.00</b>	<b>34,437,565,136.00</b>	<b>19,712,565,136.00</b>	<b>14,725,000,000.00</b>	<b>9,119,993,105.90</b>
<b>023400400100 - Adamawa State Road Maintenance Agency</b>									
<b>17 - Road (General)</b>									
23030113	170234004001	Maint on Jiji Mansur Rd main carriage way&Shoulde Y/town300m	-	-	1,750,000.00	1,750,000.00	1,750,000.00	-	1,750,000.00
23030113	170234004002	Maintenance work with Asphalts along Ahmadu Bello Way	-	-	3,250,000.00	3,250,000.00	3,250,000.00	-	3,250,000.00
23030113	170234004009	Maintenance of Quarry and Asphalt plant	-	-	3,600,000.00	3,600,000.00	3,600,000.00	-	3,600,000.00
23030113	170234004010	Desilting of MODIBBO ADAMA WAY Drainage in Yola Town	-	-	2,000,000.00	2,000,000.00	2,000,000.00	-	2,000,000.00
23030113	170234004011	Desilting of Bishop - Mohammed Mustapha Way drainage	-	-	2,000,000.00	2,000,000.00	2,000,000.00	-	2,000,000.00
23030139	170234004008	Maintenance, overhaul and repairs of machines and Equipment	-	-	2,400,000.00	2,400,000.00	2,400,000.00	-	2,400,000.00
<b>17 - Road (General) Total</b>			<b>-</b>	<b>-</b>	<b>15,000,000.00</b>	<b>15,000,000.00</b>	<b>15,000,000.00</b>	<b>-</b>	<b>15,000,000.00</b>
<b>023400400100 - Adamawa State Road Maintenance Agency Total</b>			<b>-</b>	<b>-</b>	<b>15,000,000.00</b>	<b>15,000,000.00</b>	<b>15,000,000.00</b>	<b>-</b>	<b>15,000,000.00</b>
<b>023600100100 - Ministry of Culture and Tourism</b>									
<b>02 - Societal Re-orientation (General)</b>									
23020119	020236001003	Contruction of Kiri Holiday Resort	-	-	274,335,270.00	274,335,270.00	274,335,270.00	-	274,335,270.00
<b>02 - Societal Re-orientation (General) Total</b>			<b>-</b>	<b>-</b>	<b>274,335,270.00</b>	<b>274,335,270.00</b>	<b>274,335,270.00</b>	<b>-</b>	<b>274,335,270.00</b>
<b>023600100100 - Ministry of Culture and Tourism Total</b>			<b>-</b>	<b>-</b>	<b>274,335,270.00</b>	<b>274,335,270.00</b>	<b>274,335,270.00</b>	<b>-</b>	<b>274,335,270.00</b>
<b>023600300100 - Adamawa State Agency for Museum and Monuments</b>									
<b>02 - Societal Re-orientation (General)</b>									
23020101	020236003001	Construction of Hall of Fame Museum Complex at Yola	-	-	2,000,000.00	2,000,000.00	2,000,000.00	-	2,000,000.00
23020101	020236003002	Construction of 3No. Palace Museum at Mubi, Ganye and Numan	-	600,000.00	2,000,000.00	2,000,000.00	2,000,000.00	-	1,400,000.00
23050101	020236003003	Purchase of Artifact/Antiquities	-	-	1,000,000.00	1,000,000.00	1,000,000.00	-	1,000,000.00
<b>02 - Societal Re-orientation (General) Total</b>			<b>-</b>	<b>600,000.00</b>	<b>5,000,000.00</b>	<b>5,000,000.00</b>	<b>5,000,000.00</b>	<b>-</b>	<b>4,400,000.00</b>
<b>023600300100 - Adamawa State Agency for Museum and Monuments Total</b>			<b>-</b>	<b>600,000.00</b>	<b>5,000,000.00</b>	<b>5,000,000.00</b>	<b>5,000,000.00</b>	<b>-</b>	<b>4,400,000.00</b>
<b>023605200100 - Hotel and Tourism Board</b>									
<b>02 - Societal Re-orientation (General)</b>									
23010112	020236052001	Yola International Hotel and Furnishing (Completion)	-	-	20,000,000.00	20,000,000.00	20,000,000.00	-	20,000,000.00
23020124	020236052003	Construction of international peace park at pella junction Hong, preliminary works, site acquisition survey, Design /BQ preparation, IEA report preparation	-	-	10,000,000.00	10,000,000.00	10,000,000.00	-	10,000,000.00

# Report of the Auditor General on the Accounts of Adamawa State Government for the year ended 31st December 2023

## SCHEDULE OF CAPITAL EXPENDITURE CONTD.

Economic Code	Project Code	Project Description	Actual	Actual	Final Budget	Revised Budget	Original Budget	Supplementary Budget	Variance
			2022	2023	2023	2023	2023	2023	2023
			₦	₦	₦	₦	₦	₦	₦
23020128	020236052002	Construction of 50 Bedroom Mubi Hotel : preliminary works, site acquisition survey, design/BOQ Preparation , IEA report Preparation	-	-	20,000,000.00	20,000,000.00	20,000,000.00	-	20,000,000.00
<b>02 - Societal Re-orientation (General) Total</b>			-	-	<b>50,000,000.00</b>	<b>50,000,000.00</b>	<b>50,000,000.00</b>	-	<b>50,000,000.00</b>
<b>023605200100 - Hotel and Tourism Board Total</b>			-	-	<b>50,000,000.00</b>	<b>50,000,000.00</b>	<b>50,000,000.00</b>	-	<b>50,000,000.00</b>
<b>023800100100 - Adamawa State Planning Commission</b>									
<b>05 - Enhancing Skills and Knowledge (General)</b>									
23050108	050238001001	GCCC for School Development(PPSMB)	-	-	1,000,000,000.00	1,000,000,000.00	1,000,000,000.00	-	1,000,000,000.00
<b>05 - Enhancing Skills and Knowledge (General) Total</b>			-	-	<b>1,000,000,000.00</b>	<b>1,000,000,000.00</b>	<b>1,000,000,000.00</b>	-	<b>1,000,000,000.00</b>
<b>13 - Reform of Government and Governance (General)</b>									
23010142	130238001018	Purchase of ICT Equipment for ASPC Data Base Unit	-	-	10,000,000.00	10,000,000.00	10,000,000.00	-	10,000,000.00
23020101	130238001001	Establishment of CARES state Coordinating unit	-	-	2,000,000.00	2,000,000.00	2,000,000.00	-	2,000,000.00
23050101	130238001017	Reasearch and Analysis of Adamawa State GDP	-	-	2,000,000.00	2,000,000.00	2,000,000.00	-	2,000,000.00
23050101	130238001020	Preparation of State Medium - Term Sector Strategy (MTSS)	5,000,000.00	-	20,000,000.00	20,000,000.00	20,000,000.00	-	20,000,000.00
23050101	130238001022	Quarterly MDA Budget reviewed meetings / performance and report	-	1,500,000.00	8,000,000.00	8,000,000.00	8,000,000.00	-	6,500,000.00
23050101	130238001023	Preparation of State Fiscal Strategy Paper(FSP)	-	-	20,000,000.00	20,000,000.00	20,000,000.00	-	20,000,000.00
23050101	130238001024	State GCCC for Donor Programmes - UNFPA	-	-	5,000,000.00	5,000,000.00	5,000,000.00	-	5,000,000.00
23050101	130238001026	Preparation of State Annual Capital Budgets	-	16,569,840.00	30,000,000.00	30,000,000.00	30,000,000.00	-	13,430,160.00
23050101	130238001041	GCCC for Data collection, collation and data base of GBV in Adamawa state (UNFPA)	-	-	30,000,000.00	30,000,000.00	30,000,000.00	-	30,000,000.00
23050102	130238001006	Websit Subscription and upgrade - ASPC.	2,775,000.00	-	10,000,000.00	10,000,000.00	10,000,000.00	-	10,000,000.00
23050103	130238001007	Food and Nutrition coordination in the State	-	-	12,000,000.00	12,000,000.00	12,000,000.00	-	12,000,000.00
23050103	130238001016	Annual Evaluation MDAs of Service Charter	-	-	1,000,000.00	1,000,000.00	1,000,000.00	-	1,000,000.00
23050103	130238001027	Monitoring and Evaluation of State Projects	-	3,934,000.00	20,000,000.00	20,000,000.00	20,000,000.00	-	16,066,000.00
23050103	130238001028	update and printing of State Development plan	-	3,000,000.00	5,000,000.00	5,000,000.00	5,000,000.00	-	2,000,000.00
23050108	130238001021	Capacity Building for ASPC state project Monitoring (SPMU) Staff	-	-	10,000,000.00	10,000,000.00	10,000,000.00	-	10,000,000.00
23050108	130238001025	State GCCC for Donor Programmes - UNICEF	-	5,000,000.00	5,000,000.00	5,000,000.00	5,000,000.00	-	-
23050108	130238001029	Citizens engagement town Hall Meeting/ Budget (SFTAS)	6,225,000.00	4,000,000.00	30,000,000.00	30,000,000.00	30,000,000.00	-	26,000,000.00
23050108	130238001031	Citizen Led Project Monitoring and Transparancy (Eyes and Eears Open Governance)	-	-	100,000,000.00	100,000,000.00	100,000,000.00	-	100,000,000.00
<b>13 - Reform of Government and Governance (General) Total</b>			<b>14,000,000.00</b>	<b>34,003,840.00</b>	<b>320,000,000.00</b>	<b>320,000,000.00</b>	<b>320,000,000.00</b>	-	<b>285,996,160.00</b>
<b>023800100100 - Adamawa State Planning Commission Total</b>			<b>14,000,000.00</b>	<b>34,003,840.00</b>	<b>1,320,000,000.00</b>	<b>1,320,000,000.00</b>	<b>1,320,000,000.00</b>	-	<b>1,285,996,160.00</b>
<b>023800400100 - Adamawa State Bureau of Statistics</b>									
<b>13 - Reform of Government and Governance (General)</b>									
23010113	130238004004	Leasing of cloud computing service for Stistical Aplication	-	-	500,000.00	500,000.00	500,000.00	-	500,000.00
23010113	130238004005	Computerization of State Operations (Human Resource Managem	-	-	1,500,000.00	1,500,000.00	1,500,000.00	-	1,500,000.00
23010113	130238004009	Purchase of 20No. Desktop and 30No. Laptop computers for ASBS State Capital	-	-	4,500,000.00	4,500,000.00	4,500,000.00	-	4,500,000.00
23010113	130238004011	Purchase of 52No. Computer Aided Personal Interview (CAPI) T	-	4,650,000.00	4,667,000.00	3,800,000.00	3,800,000.00	-	17,000.00
23020101	130238004001	Design and Preliminary work at the SBS Headquarters	-	-	20,000,000.00	20,000,000.00	20,000,000.00	-	20,000,000.00
23020101	130238004016	Design and preliminary work on 9N0. Blocks of zonal Statistical offices with 7N0. Offices each in the 3 Senatorial district in the State	-	-	1,000,000.00	1,000,000.00	1,000,000.00	-	1,000,000.00
23020127	130238004003	Purchase of hardware accessories for Data Bank/Data	-	-	250,000.00	250,000.00	250,000.00	-	250,000.00
23020127	130238004006	Design and development of ASBS official website	-	1,513,880.00	2,500,000.00	2,500,000.00	2,500,000.00	-	986,120.00
23020127	130238004015	LAN / Wireless Networking of SBSHQ and zonal offices State wide	-	-	250,000.00	250,000.00	250,000.00	-	250,000.00
23030121	130238004010	Renovation of State Bureau of Statistics Office	-	2,031,700.00	2,052,400.00	1,000,000.00	1,000,000.00	-	20,700.00
23050101	130238004007	Production of Statistical Publications	-	-	6,950,000.00	6,950,000.00	6,950,000.00	-	6,950,000.00
23050101	130238004008	Research, development and methodologyin new and existing fie	-	774,609.00	780,200.00	500,000.00	500,000.00	-	5,591.00
23050101	130238004014	Conduction of Statistical surveys	-	664,500.00	3,000,000.00	3,000,000.00	3,000,000.00	-	2,335,500.00
23050102	130238004002	Purchase of Internet facilities and subscription (GSM Platf	-	889,609.00	902,500.00	250,000.00	250,000.00	-	12,891.00
23050102	130238004012	Purchase of assorted software application for data collection and analysis	-	30,000.00	1,000,000.00	1,000,000.00	1,000,000.00	-	970,000.00
23050108	130238004013	Capacity Building for officer in SBS and PRS in MDAs	-	210,000.00	3,000,000.00	3,000,000.00	3,000,000.00	-	2,790,000.00
<b>13 - Reform of Government and Governance (General) Total</b>			-	<b>10,764,298.00</b>	<b>52,852,100.00</b>	<b>50,000,000.00</b>	<b>50,000,000.00</b>	-	<b>42,087,802.00</b>
<b>023800400100 - Adamawa State Bureau of Statistics Total</b>			-	<b>10,764,298.00</b>	<b>52,852,100.00</b>	<b>50,000,000.00</b>	<b>50,000,000.00</b>	-	<b>42,087,802.00</b>

Report of the Auditor General on the Accounts of Adamawa State Government for the year ended 31st December 2023

SCHEDULE OF CAPITAL EXPENDITURE CONTD.

Economic Code	Project Code	Project Description	Actual	Actual	Final Budget	Revised Budget	Original Budget	Supplementary Budget	Variance
			2022	2023	2023	2023	2023	2023	2023
			₦	₦	₦	₦	₦	₦	₦
<b>025000100100 - Fiscal Responsibility Commission</b>									
<b>13 - Reform of Government and Governance (General)</b>									
23020101	130250001005	Provision of 3No. of office toilet for permanent council members	-	-	3,000,000.00	3,000,000.00	3,000,000.00	-	3,000,000.00
23020114	130250001002	Capacity building for members/staff/CSOs, OPS etc.	-	-	8,000,000.00	8,000,000.00	8,000,000.00	-	8,000,000.00
23020127	130250001001	Establishment of ICT centre (Headquarter)	-	-	3,000,000.00	3,000,000.00	3,000,000.00	-	3,000,000.00
23050102	130250001003	Preparation of annual report on the activities of the Commis	-	-	4,000,000.00	4,000,000.00	4,000,000.00	-	4,000,000.00
23050103	130250001004	Monitoring and Evaluation of the Implementation of State/Loc	-	-	10,000,000.00	10,000,000.00	10,000,000.00	-	10,000,000.00
23050108	130250001006	Development of template for implementation of FRL at LGA's	-	-	5,851,323.00	5,851,323.00	5,851,323.00	-	5,851,323.00
<b>13 - Reform of Government and Governance (General) Total</b>			-	-	<b>33,851,323.00</b>	<b>33,851,323.00</b>	<b>33,851,323.00</b>	-	<b>33,851,323.00</b>
<b>025000100100 - Fiscal Responsibility Commission Total</b>			-	-	<b>33,851,323.00</b>	<b>33,851,323.00</b>	<b>33,851,323.00</b>	-	<b>33,851,323.00</b>
<b>025200100100 - Ministry of Water Resources</b>									
<b>10 - Water Resources and Rural Development</b>									
23010127	100252001001	Procurement of Irrigation water Pumps for dry Season farmers	-	-	320,000,000.00	320,000,000.00	20,000,000.00	300,000,000.00	320,000,000.00
23020105	100252001008	Construction of Small Earth Dam in Kuna in Maiha LGA-Covid-19 Pandemic	-	-	300,000,000.00	300,000,000.00	50,000,000.00	250,000,000.00	300,000,000.00
23020105	100252001009	Gearing of Water Service Delivery (Bridging gaps in Public water)-Covid-19 Pandemic	-	36,411,714.00	850,000,000.00	850,000,000.00	350,000,000.00	500,000,000.00	813,588,286.00
23020105	100252001011	Banjiram water Project I Guyuk LGA	-	-	50,000,000.00	50,000,000.00	50,000,000.00	-	50,000,000.00
23020105	100252001012	Construction of 1No Small Earth Dams in kukumto in Demsa	-	47,422,855.00	300,000,000.00	300,000,000.00	300,000,000.00	-	252,577,145.00
23020105	100252001014	Compl of Small Earth Dam at Magar, Jibro, Guyaku, Gamba, etc -Covid-19 Pandemic	-	2,659,677.00	750,000,000.00	750,000,000.00	200,000,000.00	550,000,000.00	747,340,323.00
23020105	100252001015	Feasibility studies/constructn of yinagis small earth Dam in	-	-	70,000,000.00	70,000,000.00	20,000,000.00	50,000,000.00	70,000,000.00
23020105	100252001018	Rehab./Expan. of 6 No.Irr Schemes at Dwam Loko Dilichim	-	-	250,000,000.00	250,000,000.00	-	250,000,000.00	250,000,000.00
23020105	100252001020	Construction of Michika Town Dam Michika LGA	-	5,063,705.00	23,504,860.00	23,504,860.00	23,504,860.00	-	18,441,155.00
23030104	100252001022	Rehabilitation and Expansion Pakka Earth dam	-	-	55,000,000.00	55,000,000.00	20,000,000.00	35,000,000.00	55,000,000.00
23050101	100252001007	Water Sector Policy Support and Development( Quarterly consultancy)	-	-	20,000,000.00	20,000,000.00	20,000,000.00	-	20,000,000.00
23050101	100252001016	Feasibility studies/constructn of yagbah and Ubakka dam Mayo-belwa LGA	-	-	80,000,000.00	80,000,000.00	-	80,000,000.00	80,000,000.00
23050103	100252001021	Water and Sanitation and Hygine WASH Coordination Activities	-	-	20,000,000.00	20,000,000.00	20,000,000.00	-	20,000,000.00
<b>10 - Water Resources and Rural Development Total</b>			-	<b>91,557,951.00</b>	<b>3,088,504,860.00</b>	<b>3,088,504,860.00</b>	<b>1,073,504,860.00</b>	<b>2,015,000,000.00</b>	<b>2,996,946,909.00</b>
<b>025200100100 - Ministry of Water Resources Total</b>			-	<b>91,557,951.00</b>	<b>3,088,504,860.00</b>	<b>3,088,504,860.00</b>	<b>1,073,504,860.00</b>	<b>2,015,000,000.00</b>	<b>2,996,946,909.00</b>
<b>025210200100 - Adamawa State Water Board</b>									
<b>10 - Water Resources and Rural Development</b>									
23010139	100252102001	Procurement of 1No. Electrical Motor & Accessories	-	6,395,000.00	40,000,000.00	40,000,000.00	40,000,000.00	-	33,605,000.00
23010139	100252102002	Purchase of 100 pumps and Accessories	-	-	20,000,000.00	20,000,000.00	20,000,000.00	-	20,000,000.00
23010144	100252102027	Procurement of Water T/Chemicals	107,323,507.87	-	70,000,000.00	70,000,000.00	70,000,000.00	-	70,000,000.00
23020105	100252102007	Dev. of Urban ater schemes ( Rehab. of Yl, Jmt & Nm T/P)	-	6,785,094.00	20,000,000.00	20,000,000.00	20,000,000.00	-	13,214,906.00
23020105	100252102011	Dredging/Dessilating of 4 Treatment Plant Intakes	-	-	20,000,000.00	20,000,000.00	20,000,000.00	-	20,000,000.00
23030104	100252102017	Reticulation of pipeline distribution/rehab of water treatment plant Numan District	-	-	25,000,000.00	25,000,000.00	25,000,000.00	-	25,000,000.00
23030104	100252102028	Rehabilitation of 50No. of Bohole/ replacement of damage pipeline in the state	-	-	25,000,000.00	25,000,000.00	25,000,000.00	-	25,000,000.00
23030104	100252102029	Reticulation/ distribution of pipeline network in mubi district	-	-	30,000,000.00	30,000,000.00	30,000,000.00	-	30,000,000.00
<b>10 - Water Resources and Rural Development Total</b>			<b>107,323,507.87</b>	<b>13,180,094.00</b>	<b>250,000,000.00</b>	<b>250,000,000.00</b>	<b>250,000,000.00</b>	-	<b>236,819,906.00</b>
<b>025210200100 - Adamawa State Water Board Total</b>			<b>107,323,507.87</b>	<b>13,180,094.00</b>	<b>250,000,000.00</b>	<b>250,000,000.00</b>	<b>250,000,000.00</b>	-	<b>236,819,906.00</b>
<b>025210300100 - Rural Water Supply &amp; Environmental Sanitation Agency (RWESA)</b>									
<b>10 - Water Resources and Rural Development</b>									
23020105	100252103011	Provision of 14No. Solar Power Boreholes in Rural Areas-Covid-19 Pandemic	-	-	28,500,000.00	28,500,000.00	28,500,000.00	-	28,500,000.00
23020105	100252103012	construction of 3No. of protected hand dug wells in some communities	-	-	1,050,000.00	1,050,000.00	1,050,000.00	-	1,050,000.00
23020105	100252103013	GCCC for UNICEF DGIS ASWA II water suply	-	-	18,124,084.00	18,124,084.00	18,124,084.00	-	18,124,084.00
23020105	100252103014	GCCC for PEWASH as per federal Government ground rule	-	-	10,000,000.00	10,000,000.00	10,000,000.00	-	10,000,000.00
23030104	100252103001	Rehabilitation of 80No. Broken down Hand Pump Boreholes-Covid-19 Pandemic	-	-	5,375,546.00	5,375,546.00	5,375,546.00	-	5,375,546.00
23030104	100252103003	Provision of 105No. Hand Pump Bore/Holes in Communities of insurgency affected LGA's	-	-	19,131,805.00	19,131,805.00	19,131,805.00	-	19,131,805.00
23030104	100252103007	Provision of 210 VIP Latrines in Schools and Clinics -Covid-19 Pandemic	-	-	9,717,786.90	9,717,786.90	9,717,786.90	-	9,717,786.90
23040105	100252103004	Emergency respond on COVID 19 and other related outbreaks, Prevention and control in affected Rural communities.	-	-	17,680,778.10	17,680,778.10	17,680,778.10	-	17,680,778.10

Report of the Auditor General on the Accounts of Adamawa State Government for the year ended 31st December 2023

SCHEDULE OF CAPITAL EXPENDITURE CONTD.

Economic Code	Project Code	Project Description	Actual	Actual	Final Budget	Revised Budget	Original Budget	Supplementary Budget	Variance
			2022	2023	2023	2023	2023	2023	2023
			₦	₦	₦	₦	₦	₦	₦
23050101	100252103008	Triggerring of 100 communities in CLTs-Covid-19 Pandemic	-	-	11,700,000.00	11,700,000.00	11,700,000.00	-	11,700,000.00
23050101	100252103009	Certification of 33 communities by State Task Group on Sanitation (STGS)	-	-	11,700,000.00	11,700,000.00	11,700,000.00	-	11,700,000.00
23050101	100252103010	Training of 105 Village Level Operation and Maintenance (VLO	-	-	8,970,000.00	8,970,000.00	8,970,000.00	-	8,970,000.00
23050108	100252103002	Establishment of WASHCOMS in 100 Communities in the state-Covid-19 Pandemic	-	-	8,050,000.00	8,050,000.00	8,050,000.00	-	8,050,000.00
<b>10 - Water Resources and Rural Development Total</b>			-	-	<b>150,000,000.00</b>	<b>150,000,000.00</b>	<b>150,000,000.00</b>	-	<b>150,000,000.00</b>
<b>025210300100 - Rural Water Supply &amp; Environmental Sanitation Agency (RWESA) Total</b>			-	-	<b>150,000,000.00</b>	<b>150,000,000.00</b>	<b>150,000,000.00</b>	-	<b>150,000,000.00</b>
<b>025210400100 - Small Towns Water Supply Agency</b>									
<b>10 - Water Resources and Rural Development</b>									
23020101	100252104005	Construction of Sanitaion centre in 9 Small towns in the State-Covid-19 Pandemic	-	-	60,000.00	60,000.00	60,000.00	-	60,000.00
23020101	100252104006	Construction of Conference/Capacity Devpt. Center for USAID ST-WASH Activities	-	-	50,000.00	50,000.00	50,000.00	-	50,000.00
23020101	100252104007	Customer Enumeration of project Small Towns	-	-	4,000,000.00	4,000,000.00	4,000,000.00	-	4,000,000.00
23020101	100252104023	Provision of 4No. 3 Compartment of 2 unit improved VIP latrine at Uba Hong LGA	-	-	30,000.00	30,000.00	30,000.00	-	30,000.00
23020105	100252104001	Provi of 1No.water supply facility in 1No.S/towns in Gombi-Covid-19 Pandemic	-	-	30,000.00	30,000.00	30,000.00	-	30,000.00
23020105	100252104002	Digitization of Existing Pipe Network in project Small Town	-	-	80,000.00	80,000.00	80,000.00	-	80,000.00
23020105	100252104003	Construction of new water supply systems in the State	-	-	9,500.00	9,500.00	9,500.00	-	9,500.00
23020105	100252104004	Conduct fesibility studies, design pland for new water supply	-	-	147,000.00	147,000.00	147,000.00	-	147,000.00
23020105	100252104011	Metering of Project Small Towns	-	-	20,000.00	20,000.00	20,000.00	-	20,000.00
23020127	100252104009	Provision of ICT Materials and Office equipment to WCA	-	-	50,000.00	50,000.00	50,000.00	-	50,000.00
23030104	100252104015	Reh/Upgrading &Commissioning of 3No.Completed EDF 7 W/Spplly Project-Covid-19 Pandemic	-	-	19,660,500.00	19,660,500.00	19,660,500.00	-	19,660,500.00
23030104	100252104021	provision /Rehabilitation of solar power bohole and reticulation Gaya Hong LGA	-	-	20,000.00	20,000.00	20,000.00	-	20,000.00
23030104	100252104022	provision /Rehabilitation of solar power bohole and reticulation Mulgublvu Mubi south LGA	-	-	20,000.00	20,000.00	20,000.00	-	20,000.00
23050108	100252104008	Conduct Community led total sanitation in 6No. Small towns-Covid-19 Pandemic	-	-	40,000.00	40,000.00	40,000.00	-	40,000.00
23050108	100252104010	Commercialization Start up Funds	-	-	50,000.00	50,000.00	50,000.00	-	50,000.00
23050108	100252104012	Upscaling USAID ST-Wash Project in Vinikilang Signed MOU	-	-	3,000.00	3,000.00	3,000.00	-	3,000.00
23050108	100252104013	Adamawa State WASH Policy Implementation	-	-	5,000.00	5,000.00	5,000.00	-	5,000.00
23050108	100252104014	Upscaling USAID ST-Wash Project in Gangarasso-Sangasumi Signed MOU	-	-	50,000.00	50,000.00	50,000.00	-	50,000.00
23050108	100252104016	Clean Adamawa Campaign (Use the toilet)	-	-	5,000,000.00	5,000,000.00	5,000,000.00	-	5,000,000.00
23050108	100252104017	community mobilization	-	-	5,000,000.00	5,000,000.00	5,000,000.00	-	5,000,000.00
23050108	100252104018	sanitation marketing	-	-	3,000,000.00	3,000,000.00	3,000,000.00	-	3,000,000.00
23050108	100252104019	community led total sanitation /hygine promotion	-	-	6,075,000.00	6,075,000.00	6,075,000.00	-	6,075,000.00
23050108	100252104020	Development of WASH sector plan revitalization	-	-	3,000,000.00	3,000,000.00	3,000,000.00	-	3,000,000.00
23050108	100252104024	USAID ST WASH cost share activities at Girei, Song and Gayan	-	24,817,900.00	35,000,000.00	35,000,000.00	35,000,000.00	-	10,182,100.00
23050108	100252104025	Gender equity and social inclusion in WASH project in the State	-	-	5,000,000.00	5,000,000.00	5,000,000.00	-	5,000,000.00
23050108	100252104026	Community accountability reporting mechanism (CARM) in the State	-	-	3,000,000.00	3,000,000.00	3,000,000.00	-	3,000,000.00
23050108	100252104027	Climate Change metigation (EIA) in the state	-	-	5,000,000.00	5,000,000.00	5,000,000.00	-	5,000,000.00
23050108	100252104028	sustainability of small town WASH infrastructure (MCRP,Giz, USAID DIAGEO etc)	-	-	5,600,000.00	5,600,000.00	5,600,000.00	-	5,600,000.00
<b>10 - Water Resources and Rural Development Total</b>			-	<b>24,817,900.00</b>	<b>100,000,000.00</b>	<b>100,000,000.00</b>	<b>100,000,000.00</b>	-	<b>75,182,100.00</b>
<b>025210400100 - Small Towns Water Supply Agency Total</b>			-	<b>24,817,900.00</b>	<b>100,000,000.00</b>	<b>100,000,000.00</b>	<b>100,000,000.00</b>	-	<b>75,182,100.00</b>
<b>025300100100 - Ministry of Housing and Urban Development</b>									
<b>06 - Housing and Urban Development (General)</b>									
23020101	060253001013	construction furnishing and consultancy service of new Governors office complex Yola	-	1,228,718,747.00	1,370,455,197.82	1,370,455,197.82	1,370,455,197.82	-	141,736,450.82
23020101	060253001015	Construction of Police out-Post at Malkohi 1000 Housing units Malkohi	-	-	63,727,745.41	63,727,745.41	15,000,000.00	48,727,745.41	63,727,745.41
23020101	060253001016	Construction of Warehouse at Government House Yola	-	251,379,007.00	350,000,000.00	350,000,000.00	25,000,000.00	325,000,000.00	98,620,993.00
23020101	060253001017	Construction of Fire Service Station at 1000 Housing units Malkohi	-	-	20,000,000.00	20,000,000.00	20,000,000.00	-	20,000,000.00
23020102	060253001008	Construction of 2000 housing units in the various LGAs in the State	1,047,240,047.03	-	664,932,810.18	664,932,810.18	664,932,810.18	-	664,932,810.18
23020103	060253001018	Provi of Solar System Street Lighting & Electricity in Yola	-	23,025,858.00	-	-	-	-	-
23020122	060253001012	Renovation of 2 No. block of Offices at CSC Yola North LGA	-	27,404,879.17	-	-	-	-	-
23020123	060253001004	Provision of Street Light in Jimeta-Yola	11,174,894.15	80,766,056.00	81,681,400.00	35,000,000.00	35,000,000.00	-	915,344.00
23020123	060253001024	Provision of Street Light in Mubi Town.	-	-	50,000,000.00	50,000,000.00	-	50,000,000.00	50,000,000.00
23030101	060253001009	Consultancy/Renovation and Furnishing of Government Lodge JI	92,531,510.83	-	100,000,000.00	100,000,000.00	100,000,000.00	-	100,000,000.00
23030101	060253001010	Renovation of Deputy Governor's Residence Yola North LGA	83,438,829.21	-	90,000,000.00	90,000,000.00	-	90,000,000.00	90,000,000.00
23030101	060253001011	Renovation and Furnishing of Governors Lodge - Maitama Abuja	131,689,480.00	2,144,598.00	87,338,539.50	87,338,539.50	83,000,000.00	4,338,539.50	85,193,941.50



Report of the Auditor General on the Accounts of Adamawa State Government for the year ended 31st December 2023

SCHEDULE OF CAPITAL EXPENDITURE CONTD.

Economic Code	Project Code	Project Description	Actual	Actual	Final Budget	Revised Budget	Original Budget	Supplementary Budget	Variance
			2022	2023	2023	2023	2023	2023	2023
			₦	₦	₦	₦	₦	₦	₦
23030101	060253001014	Consultancy/Renovation and Furnishing of Government Lodges in Government House Yola	-	995,314.00	586,344,494.00	586,344,494.00	586,344,494.00	-	585,349,180.00
23030101	060253001019	Renovation of Deputy Governor's Office Yola North LGA	-	-	200,000,000.00	200,000,000.00	-	200,000,000.00	200,000,000.00
23030101	060253001020	Renovation /furnishing of SSG and office in Jimete-Yola	-	-	60,000,000.00	60,000,000.00	-	60,000,000.00	60,000,000.00
23030101	060253001021	Renovation /furnishing of Head of Service office in Jimete-Yola	-	-	40,000,000.00	40,000,000.00	-	40,000,000.00	40,000,000.00
23030101	060253001022	Renovation of SSG's official Guest House in Jimeta –Yola.	-	-	650,000,000.00	650,000,000.00	-	650,000,000.00	650,000,000.00
23030101	060253001023	Renovation of Head of Service official Guest House in Jimeta –Yola.	-	-	550,000,000.00	550,000,000.00	-	550,000,000.00	550,000,000.00
23030121	060253001018	Renovation of Government House	-	125,306,552.00	250,000,000.00	250,000,000.00	250,000,000.00	-	124,693,448.00
<b>06 - Housing and Urban Development (General) Total</b>			<b>1,416,505,498.39</b>	<b>1,689,310,274.00</b>	<b>5,214,480,186.91</b>	<b>5,167,798,786.91</b>	<b>3,149,732,502.00</b>	<b>2,018,066,284.91</b>	<b>3,525,169,912.91</b>
<b>025300100100 - Ministry of Housing and Urban Development Total</b>			<b>1,416,505,498.39</b>	<b>1,689,310,274.00</b>	<b>5,214,480,186.91</b>	<b>5,167,798,786.91</b>	<b>3,149,732,502.00</b>	<b>2,018,066,284.91</b>	<b>3,525,169,912.91</b>
<b>025305300100 - Adamawa State Urban Planning &amp; Development Authority</b>									
<b>06 - Housing and Urban Development (General)</b>									
23010105	060253053001	Purchase of 1No. Development Control Vehicle for Exercise in the Headquarters and Nine Zonal offices	-	-	33,000,000.00	33,000,000.00	33,000,000.00	-	33,000,000.00
23020101	060253053009	Construction of Perimeter wall fencing ASUPDA Headquarters	-	-	10,000,000.00	10,000,000.00	10,000,000.00	-	10,000,000.00
23020102	060253053003	Implementation of Street Naming and House Numbering	-	-	27,000,000.00	27,000,000.00	27,000,000.00	-	27,000,000.00
23020114	060253053008	construct of 8 NO: Pedestral Briddge in the State Capital	-	-	10,000,000.00	10,000,000.00	10,000,000.00	-	10,000,000.00
23020119	060253053010	Construction of 9No. Zonal offices	-	-	30,000,000.00	30,000,000.00	30,000,000.00	-	30,000,000.00
23020119	060253053011	Establishment of Parks and Gardens	-	-	10,000,000.00	10,000,000.00	10,000,000.00	-	10,000,000.00
23020128	060253053004	Provision of Commercial Tricycles (Keke-Napep) Park	-	-	10,000,000.00	10,000,000.00	10,000,000.00	-	10,000,000.00
23030104	060253053013	Maintenance Storm Water Drainage	-	-	10,000,000.00	10,000,000.00	10,000,000.00	-	10,000,000.00
23030123	060253053012	Provision and Rehabilitation of Traffic light in Urban Center	-	-	10,000,000.00	10,000,000.00	10,000,000.00	-	10,000,000.00
23030124	060253053014	Renovation of Ribadu Square	-	-	20,000,000.00	20,000,000.00	20,000,000.00	-	20,000,000.00
23030124	060253053015	Rehabilitation of ASUPDA; Headquarters	-	-	30,000,000.00	30,000,000.00	30,000,000.00	-	30,000,000.00
<b>06 - Housing and Urban Development (General) Total</b>			<b>-</b>	<b>-</b>	<b>200,000,000.00</b>	<b>200,000,000.00</b>	<b>200,000,000.00</b>	<b>-</b>	<b>200,000,000.00</b>
<b>025305300100 - Adamawa State Urban Planning &amp; Development Authority Total</b>			<b>-</b>	<b>-</b>	<b>200,000,000.00</b>	<b>200,000,000.00</b>	<b>200,000,000.00</b>	<b>-</b>	<b>200,000,000.00</b>
<b>026000100100 - Ministry of Lands and Survey</b>									
<b>06 - Housing and Urban Development (General)</b>									
23010101	060260001001	Compensation for Acquisition of Land	-	-	10,000,000.00	10,000,000.00	10,000,000.00	-	10,000,000.00
23020101	060260001002	Reconstruct of Land & Survey Parameter Wall Fencing(366.6m)	-	6,508,000.00	10,000,000.00	10,000,000.00	10,000,000.00	-	3,492,000.00
23020101	060260001003	Renovation of 3No. Land & Survey Area Offices	-	3,157,050.00	10,000,000.00	10,000,000.00	10,000,000.00	-	6,842,950.00
23050101	060260001004	Adamawa Geographical Information System (GIS)	113,408,661.50	160,312,527.00	170,000,000.00	170,000,000.00	170,000,000.00	-	9,687,473.00
23050101	060260001005	Preparation and Implementation of Master Plan	-	1,320,000.00	17,076,208.00	17,076,208.00	17,076,208.00	-	15,756,208.00
<b>06 - Housing and Urban Development (General) Total</b>			<b>113,408,661.50</b>	<b>171,297,577.00</b>	<b>217,076,208.00</b>	<b>217,076,208.00</b>	<b>217,076,208.00</b>	<b>-</b>	<b>45,778,631.00</b>
<b>026000100100 - Ministry of Lands and Survey Total</b>			<b>113,408,661.50</b>	<b>171,297,577.00</b>	<b>217,076,208.00</b>	<b>217,076,208.00</b>	<b>217,076,208.00</b>	<b>-</b>	<b>45,778,631.00</b>
<b>026000200100 - Office of the Surveyor General</b>									
<b>06 - Housing and Urban Development (General)</b>									
23010139	060260002002	Procurement of Survey Equipment	10,387,956.00	24,099,849.00	24,181,900.00	20,000,000.00	20,000,000.00	-	82,051.00
23020101	060260002003	Construction of the Office of the Surveyor General at Yola North LGA	-	5,509,000.00	35,000,000.00	35,000,000.00	35,000,000.00	-	29,491,000.00
23030139	060260002004	Lithography Equipment and Repairs	-	5,550,000.00	5,561,000.00	5,000,000.00	5,000,000.00	-	11,000.00
23050101	060260002001	Survey of Government Lay-outs	-	19,242,000.00	25,000,000.00	25,000,000.00	25,000,000.00	-	5,758,000.00
23050101	060260002005	Mapping	-	5,585,000.00	7,500,000.00	7,500,000.00	7,500,000.00	-	1,915,000.00
23050101	060260002006	Survey Controls	-	4,000,000.00	7,500,000.00	7,500,000.00	7,500,000.00	-	3,500,000.00
<b>06 - Housing and Urban Development (General) Total</b>			<b>10,387,956.00</b>	<b>63,985,849.00</b>	<b>104,742,900.00</b>	<b>100,000,000.00</b>	<b>100,000,000.00</b>	<b>-</b>	<b>40,757,051.00</b>
<b>026000200100 - Office of the Surveyor General Total</b>			<b>10,387,956.00</b>	<b>63,985,849.00</b>	<b>104,742,900.00</b>	<b>100,000,000.00</b>	<b>100,000,000.00</b>	<b>-</b>	<b>40,757,051.00</b>
<b>026500100100 - Ministry of Livestock &amp; Aquaculture Development</b>									
<b>01 - Economic Empowerment Through Agriculture (General)</b>									
23010127	010265001003	Purchase 100 of Tanks for Sales to Fish Farmers and Product	-	1,500,000.00	3,500,000.00	3,500,000.00	3,500,000.00	-	2,000,000.00
23010142	010265001030	Provision of Furniture and Equipment	-	1,745,000.00	3,000,000.00	3,000,000.00	3,000,000.00	-	1,255,000.00

Report of the Auditor General on the Accounts of Adamawa State Government for the year ended 31st December 2023

SCHEDULE OF CAPITAL EXPENDITURE CONTD.

Economic Code	Project Code	Project Description	Actual	Actual	Final Budget	Revised Budget	Original Budget	Supplementary Budget	Variance
			2022	2023	2023	2023	2023	2023	2023
			₦	₦	₦	₦	₦	₦	₦
23020106	010265001012	Construction of Veterinary Hospital	-	6,006,628.00	40,000,000.00	40,000,000.00	40,000,000.00	-	33,993,372.00
23020118	010265001014	Furnishing and equipping office complex including computers and ICT equipments	-	440,000.00	1,035,778.00	1,035,778.00	1,035,778.00	-	595,778.00
23030112	010265001015	Rehab. of Earth Dams & B/hole in 6 No Plot Grazing Reserve	-	1,000,000.00	2,000,000.00	2,000,000.00	2,000,000.00	-	1,000,000.00
23030112	010265001016	Rehabilitation of basic facilities in Cattle, Other livestock and Aquaculture Wet Markets	-	490,000.00	1,000,000.00	1,000,000.00	1,000,000.00	-	510,000.00
23030112	010265001017	Renovation of the Yola Modern Abattoir	-	4,102,500.00	5,000,000.00	5,000,000.00	5,000,000.00	-	897,500.00
23030112	010265001021	Establishment of grazing reserves, gazettelement and development..	-	950,000.00	1,000,000.00	1,000,000.00	1,000,000.00	-	50,000.00
23050101	010265001002	Animal Vaccination Programme	-	11,031,922.00	11,052,600.00	10,000,000.00	10,000,000.00	-	20,678.00
23050101	010265001020	Emerging and Re-emerging of Disease Control	-	2,975,000.00	3,000,000.00	3,000,000.00	3,000,000.00	-	25,000.00
23050101	010265001023	Carryout (M&E) supervision and produce monthly, quarterly and annual reports CHE the DG, SLTO, SLPMDs Hon. Comm.	-	2,908,000.00	3,000,000.00	3,000,000.00	3,000,000.00	-	92,000.00
23050101	010265001024	Livestock resilience and productivity Project	8,249,740.00	8,610,175.00	20,000,000.00	20,000,000.00	20,000,000.00	-	11,389,825.00
23050108	010265001026	Livehood support /capacity building	9,775,000.00	21,977,500.00	22,377,100.00	2,000,000.00	2,000,000.00	-	399,600.00
<b>01 - Economic Empowerment Through Agriculture (General) Total</b>			<b>18,024,740.00</b>	<b>63,736,725.00</b>	<b>115,965,478.00</b>	<b>94,535,778.00</b>	<b>94,535,778.00</b>	<b>-</b>	<b>52,228,753.00</b>
<b>026500100100 - Ministry of Livestock &amp; Aquaculture Development Total</b>			<b>18,024,740.00</b>	<b>63,736,725.00</b>	<b>115,965,478.00</b>	<b>94,535,778.00</b>	<b>94,535,778.00</b>	<b>-</b>	<b>52,228,753.00</b>
<b>026600100100 - Ministry of Entrepreneurship Development</b>									
<b>12 - Growing the Private Sector</b>									
23010113	120266001022	Purchase and installation of computers in the two Skills acquisition centres, Yola and Damare	-	-	67,695,000.00	67,695,000.00	-	67,695,000.00	67,695,000.00
23010127	120266001001	Assistance to Agric Corporative, Procurement of Agriculture Inputs.	-	-	70,000,000.00	70,000,000.00	35,000,000.00	35,000,000.00	70,000,000.00
23020101	120266001002	Fencing of Group coops farming plot and building of Multi-Purpose Hall	-	-	10,000,000.00	10,000,000.00	5,000,000.00	5,000,000.00	10,000,000.00
23020101	120266001004	Construction of 3No. Block of 6 offices 1NO.in Each Senatorial Zone	-	-	35,299,533.00	35,299,533.00	35,299,533.00	-	35,299,533.00
23020118	120266001027	Contruction of 3NO. of High Tech. Vocational training centres in the three senatorial zones	-	-	1,000,000,000.00	1,000,000,000.00	500,000,000.00	500,000,000.00	1,000,000,000.00
23030121	120266001009	Renovation and demarcation of Admin Block	-	-	42,000,000.00	42,000,000.00	12,000,000.00	30,000,000.00	42,000,000.00
23030121	120266001016	Rehabilitation of Cooperatives Offices at Gombi ,Demsa ,Mubi North ,Ganye.	-	-	20,000,000.00	20,000,000.00	20,000,000.00	-	20,000,000.00
23030121	120266001019	Renovation of Director Planning Office Block	-	-	6,000,000.00	6,000,000.00	3,000,000.00	3,000,000.00	6,000,000.00
23030121	120266001021	Renovation of a Block of 6 offices at Ministry Headquarters	-	-	15,000,000.00	15,000,000.00	15,000,000.00	-	15,000,000.00
23040107	120266001023	Cooperatives fish farming processing and preservation	-	-	49,000,000.00	49,000,000.00	49,000,000.00	-	49,000,000.00
23050101	120266001005	Empowerment of Artisan Cooperative Societies in Gombi, Hong, Mubi South and Mubi North Local Government Areas.	-	-	14,000,000.00	14,000,000.00	14,000,000.00	-	14,000,000.00
23050101	120266001008	State economic summit	-	-	2,000,000.00	2,000,000.00	2,000,000.00	-	2,000,000.00
23050101	120266001013	Production of Cooperatives and investment Directory(10,000 copies)	-	-	4,000,000.00	4,000,000.00	4,000,000.00	-	4,000,000.00
23050101	120266001024	cooperatives crop production, processing and preservation	-	-	48,000,000.00	48,000,000.00	48,000,000.00	-	48,000,000.00
23050101	120266001025	Cooperative production of agro-allied product	-	-	46,000,000.00	46,000,000.00	46,000,000.00	-	46,000,000.00
23050108	120266001003	Cooperative Education & Enlightenment	-	-	49,000,000.00	49,000,000.00	24,500,000.00	24,500,000.00	49,000,000.00
23050108	120266001006	Entrepreneurship Development for Youth and Women with Start packs in Gombi, Hong, Mubi North, Demsa and Mubi South Areas	-	-	10,000,000.00	10,000,000.00	10,000,000.00	-	10,000,000.00
23050108	120266001007	Participation in Kaduna, Abuja, Kano, and Enugu trade fairs	-	-	4,000,000.00	4,000,000.00	4,000,000.00	-	4,000,000.00
23050108	120266001010	Adamawa youth Skills Development Scheme	-	-	36,000,000.00	36,000,000.00	11,000,000.00	25,000,000.00	36,000,000.00
23050108	120266001011	Assistance to Artisan Cooperatives	-	-	30,000,000.00	30,000,000.00	30,000,000.00	-	30,000,000.00
23050108	120266001012	Basic Entrepreneurship skills acquisition programme and ICT training	-	445,000.00	74,800,000.00	74,800,000.00	37,400,000.00	37,400,000.00	74,355,000.00
23050108	120266001015	Adamawa State Cooperatives sensitization and Marketing skill	-	2,100,000.00	10,000,000.00	10,000,000.00	5,000,000.00	5,000,000.00	7,900,000.00
23050108	120266001017	Survey and Demarcation of acquired land for coop village	-	-	10,000,000.00	10,000,000.00	10,000,000.00	-	10,000,000.00
23050108	120266001018	Participation in Domestic Trade Fairs and Local Exhibition	-	-	2,000,000.00	2,000,000.00	2,000,000.00	-	2,000,000.00
23050108	120266001020	Programme for SME development	-	-	10,000,000.00	10,000,000.00	10,000,000.00	-	10,000,000.00
23050108	120266001022	Entrepreneurship education and empowerment to Adamawa State retirees	-	-	35,000,000.00	35,000,000.00	10,000,000.00	25,000,000.00	35,000,000.00
23050108	120266001026	Micro small and Medium enterprises (MSME) Education, training and empowerment	-	-	60,000,000.00	60,000,000.00	30,000,000.00	30,000,000.00	60,000,000.00
<b>12 - Growing the Private Sector Total</b>			<b>-</b>	<b>2,545,000.00</b>	<b>1,759,794,533.00</b>	<b>1,759,794,533.00</b>	<b>972,199,533.00</b>	<b>787,595,000.00</b>	<b>1,757,249,533.00</b>
<b>026600100100 - Ministry of Entrepreneurship Development Total</b>			<b>-</b>	<b>2,545,000.00</b>	<b>1,759,794,533.00</b>	<b>1,759,794,533.00</b>	<b>972,199,533.00</b>	<b>787,595,000.00</b>	<b>1,757,249,533.00</b>
<b>02 - Economic Sector Total</b>			<b>19,729,518,579.07</b>	<b>38,172,767,231.10</b>	<b>68,459,444,228.91</b>	<b>63,332,495,328.91</b>	<b>36,286,834,044.00</b>	<b>27,045,661,284.91</b>	<b>30,286,676,997.81</b>
<b>03 - Law and Justice Sector</b>									
<b>031801100100 - Adamawa State Judicial Service Commission</b>									

Report of the Auditor General on the Accounts of Adamawa State Government for the year ended 31st December 2023

SCHEDULE OF CAPITAL EXPENDITURE CONTD.

Economic Code	Project Code	Project Description	Actual	Actual	Final Budget	Revised Budget	Original Budget	Supplementary Budget	Variance
			2022	2023	2023	2023	2023	2023	2023
			₦	₦	₦	₦	₦	₦	₦
<b>13 - Reform of Government and Governance (General)</b>									
23010101	130318011006	Acquiring of land and construction of Guest House	-	-	15,000,000.00	15,000,000.00	15,000,000.00	-	15,000,000.00
23010108	130318011007	Purchase of ( ) Toyota Hummer bus model 2019 23,750,000	-	-	4,750,000.00	4,750,000.00	4,750,000.00	-	4,750,000.00
23020101	130318011003	Preliminary Works and Design of the State Cust.and Sharia Co	-	-	5,000,000.00	5,000,000.00	5,000,000.00	-	5,000,000.00
23020101	130318011005	Construction of Judicial Service Commission secretariat	-	-	40,000,000.00	40,000,000.00	40,000,000.00	-	40,000,000.00
23020118	130318011004	Survey and Demarcation of acquired land for coop village	-	-	10,000,000.00	10,000,000.00	10,000,000.00	-	10,000,000.00
<b>13 - Reform of Government and Governance (General) Total</b>			-	-	<b>74,750,000.00</b>	<b>74,750,000.00</b>	<b>74,750,000.00</b>	-	<b>74,750,000.00</b>
<b>031801100100 - Adamawa State Judicial Service Commission Total</b>			-	-	<b>74,750,000.00</b>	<b>74,750,000.00</b>	<b>74,750,000.00</b>	-	<b>74,750,000.00</b>
<b>031805100100 - High Court of Justice</b>									
<b>03 - Poverty Alleviation</b>									
23010105	030318051004	Purchase of motor Vehicle for Hon. CJ - land Cruiser 2020 model	-	-	8,000,000.00	8,000,000.00	8,000,000.00	-	8,000,000.00
23010105	030318051005	Purchase of (8) Parado Jeep 2019 model for Hon. Judges/CR 8x25,500,000= 204,000,000.	-	-	40,803,999.33	40,803,999.33	40,803,999.33	-	40,803,999.33
23010105	030318051006	Purchase of (7) Toyota Corolla 2017 model Toyota Corolla 7x10,520,000=73,640,000.	-	-	14,728,000.00	14,728,000.00	14,728,000.00	-	14,728,000.00
23010105	030318051007	Purchase of (2) Toyota Hilux 2019 model 6x25,250,000	-	-	10,100,000.00	10,100,000.00	10,100,000.00	-	10,100,000.00
23010113	030318051011	Purchase of desktop computer for Hon.CJ secretary	-	-	60,000.00	60,000.00	60,000.00	-	60,000.00
23010113	030318051012	Purchase of (20) Laptops for Hon.CJ Judges,CR, DCR & DIR. Finance 20x300,000=6,000,000	-	-	1,200,000.00	1,200,000.00	1,200,000.00	-	1,200,000.00
23010114	030318051013	Purchase of (20) laserjet printers for Hon. CJ,Judges/CR/DCR/DIRS 20x200,000=4,000,000.	-	-	800,000.00	800,000.00	800,000.00	-	800,000.00
23010115	030318051014	Purchase of Photocopy machine 6x800,000=4,800,000.	-	-	960,000.00	960,000.00	960,000.00	-	960,000.00
23010125	030318051010	Purchase of Law Books & annual/monthly/weekly Law reports.	-	-	12,100,000.00	12,100,000.00	12,100,000.00	-	12,100,000.00
23010139	030318051002	Purchase of HC Complexs, CMC/SMC/MC furnitures & elctrical fittings	-	100,000.00	11,000,000.00	11,000,000.00	11,000,000.00	-	10,900,000.00
23010139	030318051003	Purchase of Gen. set SP 60 Maikano 4X20,000,000=40,000,000.	-	-	8,000,000.00	8,000,000.00	8,000,000.00	-	8,000,000.00
23020105	030318051009	Drilling of (7) Bore-hole, pipes & Other accessories (7X3,500,00=24,500,000)	-	-	4,900,000.00	4,900,000.00	4,900,000.00	-	4,900,000.00
23030121	030318051001	Rehabilitation/Repairs of Two High Courts Complexs CMC/SMC/MC Across Adamawa State	-	-	53,660,861.67	53,660,861.67	53,660,861.67	-	53,660,861.67
<b>03 - Poverty Alleviation Total</b>			-	<b>100,000.00</b>	<b>166,312,861.00</b>	<b>166,312,861.00</b>	<b>166,312,861.00</b>	-	<b>166,212,861.00</b>
<b>031805100100 - High Court of Justice Total</b>			-	<b>100,000.00</b>	<b>166,312,861.00</b>	<b>166,312,861.00</b>	<b>166,312,861.00</b>	-	<b>166,212,861.00</b>
<b>031805200100 - Customary Court of Appeal</b>									
<b>13 - Reform of Government and Governance (General)</b>									
23010105	130318052001	Purchase of (2) Toyota Corolla 2017 model for DCR & Director Finance 2x10,520,000=21,040,000.	-	-	12,000,000.00	12,000,000.00	12,000,000.00	-	12,000,000.00
23010105	130318052002	Purchase of one Toyota Hilux 2019 model (25,250,000)	-	-	13,000,000.00	13,000,000.00	13,000,000.00	-	13,000,000.00
23010105	130318052003	Purchase of One Land Cruiser Jeep 2020 model for Hon. President CCA	-	-	15,000,000.00	15,000,000.00	15,000,000.00	-	15,000,000.00
23010105	130318052004	Purchases of (3) Parado Jeep 2019 model for Hon. Judges & CR 3x25,500,000= 76,500,000.	-	-	20,000,000.00	20,000,000.00	20,000,000.00	-	20,000,000.00
23010112	130318052011	Purchase of Furnitures/Fittings	-	-	6,000,000.00	6,000,000.00	6,000,000.00	-	6,000,000.00
23010113	130318052006	Purchase of (6) Laptops for Hon.Presi. Judges,CR, DCR & DIR. Finance 6x300,000=1,800,000	-	-	1,970,000.00	1,970,000.00	1,970,000.00	-	1,970,000.00
23010114	130318052008	Purchase of (9) laserjet printers for Hon. Judges,Dir's & CR secretaries 9x200,000=1,800,000.	-	-	1,980,000.00	1,980,000.00	1,980,000.00	-	1,980,000.00
23010141	130318052009	Purchase of Electrical Equipments	-	-	2,750,000.00	2,750,000.00	2,750,000.00	-	2,750,000.00
23020105	130318052005	Drilling of One Bore-hole pipes & Other accessories	-	-	2,000,000.00	2,000,000.00	2,000,000.00	-	2,000,000.00
23030121	130318052007	Rehabilitation/Repairs of CCA Complex	-	-	10,000,000.00	10,000,000.00	10,000,000.00	-	10,000,000.00
23030121	130318052010	Rehabilitation/Repairs of CCA Libraries	-	-	3,000,000.00	3,000,000.00	3,000,000.00	-	3,000,000.00
23050108	130318052012	Purchases of Law Books & annual/monthly/weekly Law reports.	-	-	2,300,000.00	2,300,000.00	2,300,000.00	-	2,300,000.00
<b>13 - Reform of Government and Governance (General) Total</b>			-	-	<b>90,000,000.00</b>	<b>90,000,000.00</b>	<b>90,000,000.00</b>	-	<b>90,000,000.00</b>
<b>031805200100 - Customary Court of Appeal Total</b>			-	-	<b>90,000,000.00</b>	<b>90,000,000.00</b>	<b>90,000,000.00</b>	-	<b>90,000,000.00</b>
<b>031805300100 - Sharia Court of Appeal</b>									
<b>13 - Reform of Government and Governance (General)</b>									

Report of the Auditor General on the Accounts of Adamawa State Government for the year ended 31st December 2023

SCHEDULE OF CAPITAL EXPENDITURE CONTD.

Economic Code	Project Code	Project Description	Actual	Actual	Final Budget	Revised Budget	Original Budget	Supplementary Budget	Variance
			2022	2023	2023	2023	2023	2023	2023
			₦	₦	₦	₦	₦	₦	₦
23010105	130318053002	Purchase of motor Vehicle: Hon. Grand Kadi - Land Cruiser 2020 model	-	-	18,000,000.00	18,000,000.00	18,000,000.00	-	18,000,000.00
23010105	130318053003	Purchase of (6) Toyota Corolla 2017 model 6x10,520,000.00	-	-	30,000,000.00	30,000,000.00	30,000,000.00	-	30,000,000.00
23010105	130318053004	Purchase of (4) Prado Jeep 2019 model for Hon. Kadis & Chief Registrar 4x 25,500,000	-	-	37,645,800.00	37,645,800.00	37,645,800.00	-	37,645,800.00
23010114	130318053005	Purchase of (3) laserjet printers and (3) laptops for Hon.GK, CR and DF. 6x 250,000.00	-	-	1,000,000.00	1,000,000.00	1,000,000.00	-	1,000,000.00
23010125	130318053007	Purchase of Law Books, Journals, Monthly, Weekly Annual Law report	-	-	1,574,200.00	1,574,200.00	1,574,200.00	-	1,574,200.00
23030121	130318053006	Rehabilitation/repairs of Sharia Court of Appeal	-	-	1,780,000.00	1,780,000.00	1,780,000.00	-	1,780,000.00
<b>13 - Reform of Government and Governance (General) Total</b>			-	-	<b>90,000,000.00</b>	<b>90,000,000.00</b>	<b>90,000,000.00</b>	-	<b>90,000,000.00</b>
<b>031805300100 - Sharia Court of Appeal Total</b>			-	-	<b>90,000,000.00</b>	<b>90,000,000.00</b>	<b>90,000,000.00</b>	-	<b>90,000,000.00</b>
<b>031805500100 - Area Courts</b>									
<b>13 - Reform of Government and Governance (General)</b>									
23010105	130318055001	Purchase of (1) Toyota Hilux 2019 model	-	-	7,575,000.00	7,575,000.00	7,575,000.00	-	7,575,000.00
23010105	130318055002	Purchase of (20) for laserjet printers Area Court Judges 20x200,000=4, 000,000	-	-	1,200,000.00	1,200,000.00	1,200,000.00	-	1,200,000.00
23010105	130318055003	Purchase of furnitures & Elect.I fit. for Inspectorate offices in three judicial div.(3x2,000,000=6,000,000)	-	-	1,800,000.00	1,800,000.00	1,800,000.00	-	1,800,000.00
23010105	130318055004	Purchases of office/Court Hall furnitures & electrical fittings for 21 AC (21x2,000,000=22,000,000)	-	-	6,600,000.00	6,600,000.00	6,600,000.00	-	6,600,000.00
23010105	130318055008	Purchase of(3) Utility Veh. For Inspectorate offices 406 Peugeot 2010 model for (3x3,000,000.	-	-	2,700,000.00	2,700,000.00	2,700,000.00	-	2,700,000.00
23010113	130318055007	Purchase of (20) Laptops for Area Court Judges 20x300,000=6,100,000	-	-	1,800,000.00	1,800,000.00	1,800,000.00	-	1,800,000.00
23010125	130318055009	Purchase of Law Books & annual/monthly/weekly Law reports.	-	-	14,244,951.00	14,244,951.00	14,244,951.00	-	14,244,951.00
23020101	130318055005	Constructions/Provision of Area Courts inspectorate offices in three judicial div. (3x15,000,000.)	-	-	13,500,000.00	13,500,000.00	13,500,000.00	-	13,500,000.00
23020101	130318055006	Constructions/Provision of Area Courts In 21 Local Govt.	-	-	48,155,049.00	48,155,049.00	48,155,049.00	-	48,155,049.00
<b>13 - Reform of Government and Governance (General) Total</b>			-	-	<b>97,575,000.00</b>	<b>97,575,000.00</b>	<b>97,575,000.00</b>	-	<b>97,575,000.00</b>
<b>031805500100 - Area Courts Total</b>			-	-	<b>97,575,000.00</b>	<b>97,575,000.00</b>	<b>97,575,000.00</b>	-	<b>97,575,000.00</b>
<b>032600100100 - Ministry of Justice</b>									
<b>13 - Reform of Government and Governance (General)</b>									
23020101	130326001001	Construction of Ministry of Justice Complex	-	-	105,399,999.00	105,399,999.00	105,399,999.00	-	105,399,999.00
<b>13 - Reform of Government and Governance (General) Total</b>			-	-	<b>105,399,999.00</b>	<b>105,399,999.00</b>	<b>105,399,999.00</b>	-	<b>105,399,999.00</b>
<b>032600100100 - Ministry of Justice Total</b>			-	-	<b>105,399,999.00</b>	<b>105,399,999.00</b>	<b>105,399,999.00</b>	-	<b>105,399,999.00</b>
<b>03 - Law and Justice Sector Total</b>			-	<b>100,000.00</b>	<b>624,037,860.00</b>	<b>624,037,860.00</b>	<b>624,037,860.00</b>	-	<b>623,937,860.00</b>
<b>04 - Regional Sector</b>									
<b>046900100100 - Min of Reconstruction, Rehabilitation, Reintegration Humanitarian Services</b>									
<b>02 - Societal Re-orientation (General)</b>									
23010112	020469001002	Procurement of Office Furniture/Equipment	-	21,416,000.00	21,421,400.00	21,150,000.00	21,150,000.00	-	5,400.00
23010139	020469001003	Procurement of plant generator & saver	-	-	50,000,000.00	50,000,000.00	50,000,000.00	-	50,000,000.00
23010142	020469001001	Procurement of publicity and public address system	-	-	5,230,000.00	5,230,000.00	5,230,000.00	-	5,230,000.00
23020105	020469001004	Drilling of 50No.Hand Pump Borholes	-	-	67,772,141.00	67,772,141.00	67,772,141.00	-	67,772,141.00
23020122	020469001005	Construction of Immigration/Police Post at border areas	-	-	63,245,082.00	63,245,082.00	63,245,082.00	-	63,245,082.00
23020122	020469001011	Integrating and developing the border communities	-	-	67,500,000.00	67,500,000.00	67,500,000.00	-	67,500,000.00
23050103	020469001008	Humanitarian coordination (quarterly coordination meeting with relevant fed govt MDAs,line State MDA,NGO (local and international)	-	-	64,214,769.00	64,214,769.00	64,214,769.00	-	64,214,769.00
23050108	020469001007	Reducing the High rate of Drug Abuse Among the Communities in the State.	-	-	50,000,000.00	50,000,000.00	50,000,000.00	-	50,000,000.00
23050108	020469001010	Staff Capacity Development	-	2,995,864.00	32,500,000.00	32,500,000.00	32,500,000.00	-	29,504,136.00
23050108	020469001015	Disengagement, Disassociation, Reintegration and reconciliation preventing violent extremism	-	-	35,000,000.00	35,000,000.00	35,000,000.00	-	35,000,000.00
<b>02 - Societal Re-orientation (General) Total</b>			-	<b>24,411,864.00</b>	<b>456,883,392.00</b>	<b>456,611,992.00</b>	<b>456,611,992.00</b>	-	<b>432,471,528.00</b>
<b>046900100100 - Min of Reconstruction, Rehabilitation, Reintegration Humanitarian Services Total</b>			-	<b>24,411,864.00</b>	<b>456,883,392.00</b>	<b>456,611,992.00</b>	<b>456,611,992.00</b>	-	<b>432,471,528.00</b>

# Report of the Auditor General on the Accounts of Adamawa State Government for the year ended 31st December 2023

## SCHEDULE OF CAPITAL EXPENDITURE CONTD.

Economic Code	Project Code	Project Description	Actual	Actual	Final Budget	Revised Budget	Original Budget	Supplementary Budget	Variance
			2022	2023	2023	2023	2023	2023	2023
			₦	₦	₦	₦	₦	₦	₦
<b>046900300100 - Boundary Commission</b>									
<b>13 - Reform of Government and Governance (General)</b>									
23020122	130469003001	Delimitation, Delineation, & Demarcation of Local Boundaries	2,980,275.00	-	10,000,000.00	10,000,000.00	10,000,000.00	-	10,000,000.00
23020122	130469003002	Delimitation, Delineation, & Demarcation of Inter State Boundaries	-	-	10,000,000.00	10,000,000.00	10,000,000.00	-	10,000,000.00
23020127	130469003003	Establishment of ICT centre and Equipment	-	-	10,000,000.00	10,000,000.00	10,000,000.00	-	10,000,000.00
23050108	130469003004	Sensitization/ Seminar & Enlightenment Campaigns & Capacity Building	-	8,065,000.00	20,000,000.00	20,000,000.00	20,000,000.00	-	11,935,000.00
<b>13 - Reform of Government and Governance (General) Total</b>			<b>2,980,275.00</b>	<b>8,065,000.00</b>	<b>50,000,000.00</b>	<b>50,000,000.00</b>	<b>50,000,000.00</b>	<b>-</b>	<b>41,935,000.00</b>
<b>046900300100 - Boundary Commission Total</b>			<b>2,980,275.00</b>	<b>8,065,000.00</b>	<b>50,000,000.00</b>	<b>50,000,000.00</b>	<b>50,000,000.00</b>	<b>-</b>	<b>41,935,000.00</b>
<b>04 - Regional Sector Total</b>			<b>2,980,275.00</b>	<b>32,476,864.00</b>	<b>506,883,392.00</b>	<b>506,611,992.00</b>	<b>506,611,992.00</b>	<b>-</b>	<b>474,406,528.00</b>
<b>05 - Social Sector</b>									
<b>051300100100 - Ministry of Youth and Sports Development</b>									
<b>08 - Youth (General)</b>									
23020101	080513001003	Construction of NYSC Orientation camp at Gerei LGA	8,275,000.00	-	155,000,000.00	155,000,000.00	155,000,000.00	-	155,000,000.00
23020101	080513001005	Adamawa State Youth Memorial Center, Jambutu	-	-	40,000,000.00	40,000,000.00	40,000,000.00	-	40,000,000.00
23020112	080513001006	Redes. & Constr. of 10,000 Cap.state sport comp. along Nm Rd	-	38,740,479.00	774,955,186.00	774,955,186.00	774,955,186.00	-	736,214,707.00
23020118	080513001002	Construction of Youth Development Center Dumna- Guyuk LGA	-	-	50,000,000.00	50,000,000.00	50,000,000.00	-	50,000,000.00
<b>08 - Youth (General) Total</b>			<b>8,275,000.00</b>	<b>38,740,479.00</b>	<b>1,019,955,186.00</b>	<b>1,019,955,186.00</b>	<b>1,019,955,186.00</b>	<b>-</b>	<b>981,214,707.00</b>
<b>051300100100 - Ministry of Youth and Sports Development Total</b>			<b>8,275,000.00</b>	<b>38,740,479.00</b>	<b>1,019,955,186.00</b>	<b>1,019,955,186.00</b>	<b>1,019,955,186.00</b>	<b>-</b>	<b>981,214,707.00</b>
<b>051305100100 - Sports Council</b>									
<b>08 - Youth (General)</b>									
23010126	080513051001	Purchase of sport Equipment	-	-	5,000,000.00	5,000,000.00	5,000,000.00	-	5,000,000.00
23030121	080513051002	Renovation of Seven Zonal Offices and Furnishing	-	-	5,000,000.00	5,000,000.00	5,000,000.00	-	5,000,000.00
23030121	080513051003	Reconstruction of Office Accommodation	-	-	10,000,000.00	10,000,000.00	10,000,000.00	-	10,000,000.00
<b>08 - Youth (General) Total</b>			<b>-</b>	<b>-</b>	<b>20,000,000.00</b>	<b>20,000,000.00</b>	<b>20,000,000.00</b>	<b>-</b>	<b>20,000,000.00</b>
<b>051305100100 - Sports Council Total</b>			<b>-</b>	<b>-</b>	<b>20,000,000.00</b>	<b>20,000,000.00</b>	<b>20,000,000.00</b>	<b>-</b>	<b>20,000,000.00</b>
<b>051400100100 - Ministry of Women Affairs</b>									
<b>07 - Gender (General)</b>									
23050101	070514001004	Mapping of Orphans and Vulnerable Children in 21 LGAs	-	-	5,000,000.00	5,000,000.00	5,000,000.00	-	5,000,000.00
23050101	070514001005	Strengthening of Women's Rights & Political Empowerment.	-	-	8,000,000.00	8,000,000.00	8,000,000.00	-	8,000,000.00
23050101	070514001006	Gender Equality and Equity for Women (Sensitization)	-	-	8,882,020.00	8,882,020.00	8,882,020.00	-	8,882,020.00
23050101	070514001007	Advocacy in 21 LGAs on Child's Right to Enhance Awareness	-	-	10,000,000.00	10,000,000.00	10,000,000.00	-	10,000,000.00
23050101	070514001008	Take off Grant for CCT, SOCU, Npower, Geep, School grown Feeding Operations in the State	-	-	17,500,000.00	17,500,000.00	17,500,000.00	-	17,500,000.00
23050101	070514001011	Gender Mainstream. Through Implementation of CEDAW.	-	-	2,500,000.00	2,500,000.00	2,500,000.00	-	2,500,000.00
23050108	070514001013	Purchase of Skills Aquisition Equipment for Women Empowerment	-	-	5,000,000.00	5,000,000.00	5,000,000.00	-	5,000,000.00
23050108	070514001016	16 days of activism for GBV Commemoration	-	1,800,000.00	10,000,000.00	10,000,000.00	10,000,000.00	-	8,200,000.00
23050108	070514001017	Advocacy/sensitization to stakeholders on the need report GVB	-	1,200,000.00	10,000,000.00	10,000,000.00	10,000,000.00	-	8,800,000.00
23050108	070514001018	Maintenance of safe and child friendly spaces at state wide	-	-	10,000,000.00	10,000,000.00	10,000,000.00	-	10,000,000.00
<b>07 - Gender (General) Total</b>			<b>-</b>	<b>3,000,000.00</b>	<b>86,882,020.00</b>	<b>86,882,020.00</b>	<b>86,882,020.00</b>	<b>-</b>	<b>83,882,020.00</b>
<b>051400100100 - Ministry of Women Affairs Total</b>			<b>-</b>	<b>3,000,000.00</b>	<b>86,882,020.00</b>	<b>86,882,020.00</b>	<b>86,882,020.00</b>	<b>-</b>	<b>83,882,020.00</b>
<b>051700100100 - Ministry of Education and Human Capital Development</b>									
<b>05 - Enhancing Skills and Knowledge (General)</b>									
23010112	050517001101	Procurement of School Furniture General (Tables and Chairs)	2,531,538,115.84	1,394,543,746.00	1,730,355,700.00	2,550,000,000.00	50,000,000.00	2,500,000,000.00	335,811,954.00
23010113	050517001201	Procurement of Laptops	-	-	30,000,000.00	30,000,000.00	30,000,000.00	-	30,000,000.00
23010124	050517001120	Purchase of white coloured schools chalks for snr. Secondary	-	-	10,000,000.00	10,000,000.00	10,000,000.00	-	10,000,000.00
23010124	050517001121	Pur./Proc. of WAEC Science Practical Chem. & Reagents	-	39,326,842.00	45,000,000.00	45,000,000.00	30,000,000.00	15,000,000.00	5,673,158.00
23010124	050517001123	Procurement of Technical equipments for Technical Schools	-	31,230,237.00	61,181,800.00	61,181,800.00	50,000,000.00	11,181,800.00	29,951,563.00
23010124	050517001172	Purchase of various assorted text books for Snr. Sec Sch	-	-	50,000,000.00	50,000,000.00	50,000,000.00	-	50,000,000.00

Report of the Auditor General on the Accounts of Adamawa State Government for the year ended 31st December 2023

SCHEDULE OF CAPITAL EXPENDITURE CONTD.

Economic Code	Project Code	Project Description	Actual	Actual	Final Budget	Revised Budget	Original Budget	Supplementary Budget	Variance
			2022	2023	2023	2023	2023	2023	2023
			₦	₦	₦	₦	₦	₦	₦
23010124	050517001193	Procurement of 21,000 Nos of 18 Students density mattresses	-	2,300,000.00	50,000,000.00	50,000,000.00	50,000,000.00	-	47,700,000.00
23010124	050517001212	Provision of double bunk beds in schools	-	-	15,000,000.00	15,000,000.00	15,000,000.00	-	15,000,000.00
23010125	050517001106	Procurement of instructional materials	-	537,000.00	40,000,000.00	40,000,000.00	40,000,000.00	-	39,463,000.00
23020103	050517001213	Payment of Electricity Bill for thirty eight (38) Boarding Schools in the State	-	-	10,000,000.00	10,000,000.00	10,000,000.00	-	10,000,000.00
23020107	050517001127	Const.of Exam Hall Compl of PTA blk of 3cls at GDSS Bagale	-	1,757,200.00	63,124,076.93	63,124,076.93	50,000,000.00	13,124,076.93	61,366,876.93
23020107	050517001192	Completion of 1No Exam Hall & Furnitures at GDSS Vunikilang	-	47,891,376.00	55,000,000.00	55,000,000.00	25,000,000.00	30,000,000.00	7,108,624.00
23020107	050517001214	construction/ Rehabilitation of 11No. Of secondary schools in three senatorial zones in the State (GSS Shuwa, GSSMichika, GSS Girei, GMMC Yola, GSS Yola)	-	646,712,744.00	840,000,000.00	3,900,000,000.00	3,400,000,000.00	500,000,000.00	193,287,256.00
23020107	050517001219	Construction of Three (3Nos) Mega Senior Secondary Schools One Per Senatorial Zone in the State	-	446,174,146.00	448,421,753.24	3,508,421,753.24	3,000,000,000.00	508,421,753.24	2,247,607.24
23020127	050517001141	Provision of Internet Facilities at Headquarters 5 Z / Offi	-	-	2,000,000.00	2,000,000.00	2,000,000.00	-	2,000,000.00
23030106	050517001110	Renovation of Storm and Fire Damages in Schools Generally	-	-	165,000,000.00	165,000,000.00	145,000,000.00	20,000,000.00	165,000,000.00
23030106	050517001130	Renovation of Burnt Girls Hostel at GSS Shuwa	-	-	50,000,000.00	50,000,000.00	50,000,000.00	-	50,000,000.00
23030106	050517001131	Renovation of Infrastructure in GSTC Numan	-	10,339,280.00	100,000,000.00	100,000,000.00	100,000,000.00	-	89,660,720.00
23030106	050517001132	Renovation of Infrastructure at GASS Song	-	-	80,000,000.00	80,000,000.00	80,000,000.00	-	80,000,000.00
23030106	050517001133	Renovation of GDSS Toungo	-	-	20,693,493.00	20,693,493.00	20,693,493.00	-	20,693,493.00
23030106	050517001144	Renovation of GDSS Demsa	-	-	30,000,000.00	30,000,000.00	30,000,000.00	-	30,000,000.00
23030106	050517001145	Renovation of GSS Fufore	-	20,467,776.00	150,000,000.00	150,000,000.00	50,000,000.00	100,000,000.00	129,532,224.00
23030106	050517001149	Renovation of GSS Gombi	-	-	50,000,000.00	50,000,000.00	50,000,000.00	-	50,000,000.00
23030106	050517001152	Renovation of GSS Madagali	-	-	50,000,000.00	50,000,000.00	50,000,000.00	-	50,000,000.00
23030106	050517001153	Renovation of GSS Maiha	-	-	50,000,000.00	50,000,000.00	50,000,000.00	-	50,000,000.00
23030106	050517001156	Renovation of GSTC Mubi	-	30,737,272.00	50,000,000.00	50,000,000.00	50,000,000.00	-	19,262,728.00
23030106	050517001157	Renovation of GDSS Lamurde	-	-	50,000,000.00	50,000,000.00	50,000,000.00	-	50,000,000.00
23030106	050517001158	Renovation of GDSS Bazza	-	-	50,000,000.00	50,000,000.00	50,000,000.00	-	50,000,000.00
23030106	050517001160	Renovation of GSS Song	-	-	50,000,000.00	50,000,000.00	50,000,000.00	-	50,000,000.00
23030106	050517001162	Renovation of GSS Shelling	-	-	50,000,000.00	50,000,000.00	50,000,000.00	-	50,000,000.00
23030106	050517001163	Renovation of Aliyu Mustafa College Yola	-	2,689,341.00	50,000,000.00	50,000,000.00	50,000,000.00	-	47,310,659.00
23030106	050517001165	Renovation of GDSS Shagari	-	-	50,000,000.00	50,000,000.00	50,000,000.00	-	50,000,000.00
23030106	050517001168	Renovation of Special Education Centre Jada	-	-	5,000,000.00	5,000,000.00	5,000,000.00	-	5,000,000.00
23030106	050517001175	Renovation of GDSS Njobolyo	-	-	10,000,000.00	10,000,000.00	10,000,000.00	-	10,000,000.00
23030106	050517001179	Renovation of GDSS Lafiya	-	-	25,000,000.00	25,000,000.00	25,000,000.00	-	25,000,000.00
23030106	050517001180	Renovation of AAGSSS Jada	-	107,465,471.00	108,614,800.00	50,000,000.00	50,000,000.00	-	1,149,329.00
23030106	050517001182	Renovation of GSS Bazza	-	2,085,265.00	50,000,000.00	50,000,000.00	50,000,000.00	-	47,914,735.00
23030106	050517001185	Renovation of GSS Banjiram	-	-	50,000,000.00	50,000,000.00	50,000,000.00	-	50,000,000.00
23030106	050517001186	Renovation of GSS Guyuk	-	-	50,000,000.00	50,000,000.00	50,000,000.00	-	50,000,000.00
23030106	050517001187	Renovation of GS&TC Yola	-	123,956,453.00	125,435,600.00	50,000,000.00	50,000,000.00	-	1,479,147.00
23030106	050517001188	Reno. of Structures & Provision of New Onces at GDSS Dumne	-	-	30,000,000.00	30,000,000.00	30,000,000.00	-	30,000,000.00
23030106	050517001191	Renovation of GSS Uba Structures	-	-	50,000,000.00	50,000,000.00	50,000,000.00	-	50,000,000.00
23030106	050517001194	Renovation and furnishing of 4No. blocks of 3 classrooms at GSSS Uba	-	24,452,742.00	87,000,000.00	87,000,000.00	87,000,000.00	-	62,547,258.00
23030106	050517001195	Renovation and construction of structures at best center Son	-	10,041,910.00	10,042,800.00	10,000,000.00	10,000,000.00	-	890.00
23030106	050517001196	Renovation and construction of structures at Best center Fuf	-	-	10,000,000.00	10,000,000.00	10,000,000.00	-	10,000,000.00
23030106	050517001198	Renovation of Best center Michika	-	54,877,374.00	55,775,000.00	10,000,000.00	10,000,000.00	-	897,626.00
23030106	050517001199	Renovation of Best center Mayo/belwa	-	-	10,000,000.00	10,000,000.00	10,000,000.00	-	10,000,000.00
23030106	050517001202	Renovation of GBBSS Girei	-	25,431,254.00	40,000,000.00	40,000,000.00	40,000,000.00	-	14,568,746.00
23030106	050517001215	Upgrade of Government Boys Boarding Secondary School Fufore to Government Girls Day Secondary School Fufore	-	-	10,000,000.00	10,000,000.00	10,000,000.00	-	10,000,000.00
23030106	050517001216	Upgrade of Gwadabawa Government Day Secnadry School to Government Girls Day Secondary School Jimeta	-	-	10,000,000.00	10,000,000.00	10,000,000.00	-	10,000,000.00
23030106	050517001217	Upgrade of Government Girls Junior Secondary School Maiha to Government Girls Day Senior Secondary School Maiha	-	-	10,000,000.00	10,000,000.00	10,000,000.00	-	10,000,000.00
23030106	050517001218	Upgrade of Government Girls Boarding Secondary School Mayo- Belwa	-	-	25,000,000.00	25,000,000.00	25,000,000.00	-	25,000,000.00
23030110	050517001220	Renovation and Provision of E- Library at Yola, Numan and Mubi	-	-	346,501,000.00	346,501,000.00	-	346,501,000.00	346,501,000.00
23050101	050517001105	Conduct of Biometric data on Schools	-	20,444,400.00	20,453,300.00	20,000,000.00	20,000,000.00	-	8,900.00
23050101	050517001115	Payment of consultancy services	-	15,051,600.00	100,000,000.00	100,000,000.00	100,000,000.00	-	84,948,400.00
23050101	050517001116	UNICEF -Ministry of Education	-	-	10,000,000.00	10,000,000.00	10,000,000.00	-	10,000,000.00
23050101	050517001117	Quality assurance management in all schools in the state	-	1,663,600.00	7,650,000.00	7,650,000.00	5,000,000.00	2,650,000.00	5,986,400.00
23050101	050517001118	Payment of WACE, NECO registration for SEP, SSI and SEC	-	257,767,672.00	261,924,599.00	49,924,999.00	49,924,999.00	-	4,156,927.00

Report of the Auditor General on the Accounts of Adamawa State Government for the year ended 31st December 2023

SCHEDULE OF CAPITAL EXPENDITURE CONTD.

Economic Code	Project Code	Project Description	Actual	Actual	Final Budget	Revised Budget	Original Budget	Supplementary Budget	Variance
			2022	2023	2023	2023	2023	2023	2023
			₦	₦	₦	₦	₦	₦	₦
23050101	050517001119	Payment For Student Exchange Program	-	10,835,000.00	52,000,000.00	52,000,000.00	12,000,000.00	40,000,000.00	41,165,000.00
23050101	050517001122	Annual Natn council on edu act being handled 3ce annually	-	6,033,600.00	8,000,000.00	8,000,000.00	8,000,000.00	-	1,966,400.00
23050101	050517001124	Payment of WAEC, NECO, NABTEB and BECE Exams	-	1,185,057,733.00	1,337,860,153.75	2,357,860,153.75	828,000,000.00	1,529,860,153.75	152,802,420.75
23050101	050517001125	COVID-19 E-Learning Activities	-	-	8,000,000.00	8,000,000.00	8,000,000.00	-	8,000,000.00
23050101	050517001203	COVID-19 E-Learning Activities	-	-	20,000,000.00	20,000,000.00	20,000,000.00	-	20,000,000.00
23050101	050517001205	Annual Jets Science	-	3,004,600.00	5,000,000.00	5,000,000.00	5,000,000.00	-	1,995,400.00
23050101	050517001207	Integreting of Computer Education in public Schools	-	9,120,294.00	30,000,000.00	30,000,000.00	30,000,000.00	-	20,879,706.00
23050101	050517001208	Payment of Junior NABTEB Examination for thirteen (13) BEST CENTERS in the State	-	-	5,000,000.00	5,000,000.00	5,000,000.00	-	5,000,000.00
23050101	050517001209	OLYMPAID NATIONAL Science being held Annually	-	2,550,800.00	5,000,000.00	5,000,000.00	5,000,000.00	-	2,449,200.00
23050101	050517001210	Gender Responsiveness implementation on Education Sector	-	-	160,000,000.00	160,000,000.00	10,000,000.00	150,000,000.00	160,000,000.00
23050108	050517001204	Renovation of GSS Mayo-Belwa	-	8,198,519.00	50,000,000.00	50,000,000.00	50,000,000.00	-	41,801,481.00
23050108	050517001206	Povision of CCTV, Solar Panel and lights for thirty eight (38) Boarding Schools in the State	-	-	60,000,000.00	60,000,000.00	60,000,000.00	-	60,000,000.00
23050108	050517001211	Global Partnnership in Education (GPE) II World Bank Assisted Project	-	-	29,794,500.00	29,794,500.00	15,000,000.00	14,794,500.00	29,794,500.00
<b>05 - Enhancing Skills and Knowledge (General) Total</b>			<b>2,531,538,115.84</b>	<b>4,542,745,247.00</b>	<b>7,834,828,575.92</b>	<b>15,402,151,775.92</b>	<b>9,620,618,492.00</b>	<b>5,781,533,283.92</b>	<b>3,292,083,328.92</b>
<b>051700100100 - Ministry of Education and Human Capital Development Total</b>			<b>2,531,538,115.84</b>	<b>4,542,745,247.00</b>	<b>7,834,828,575.92</b>	<b>15,402,151,775.92</b>	<b>9,620,618,492.00</b>	<b>5,781,533,283.92</b>	<b>3,292,083,328.92</b>
<b>051700300100 - Adamawa State Universal Basic Education Board</b>									
<b>05 - Enhancing Skills and Knowledge (General)</b>									
23010112	050517003301	Procurement of Teachers's Tables With Chairs Prested Type	-	-	1,000,000.00	1,000,000.00	1,000,000.00	-	1,000,000.00
23020107	050517003302	Construction of 1N0 Classrooms of Primary School	-	-	1,000,000.00	1,000,000.00	1,000,000.00	-	1,000,000.00
23020107	050517003303	Construction of Hostel Dinning Hall With Kitchen to JSS	-	-	1,000,000.00	1,000,000.00	1,000,000.00	-	1,000,000.00
23020107	050517003304	Constr. of 3 Classrooms With Office For ECCDE.	-	-	2,000,000.00	2,000,000.00	2,000,000.00	-	2,000,000.00
<b>05 - Enhancing Skills and Knowledge (General) Total</b>			<b>-</b>	<b>-</b>	<b>5,000,000.00</b>	<b>5,000,000.00</b>	<b>5,000,000.00</b>	<b>-</b>	<b>5,000,000.00</b>
<b>051700300100 - Adamawa State Universal Basic Education Board Total</b>			<b>-</b>	<b>-</b>	<b>5,000,000.00</b>	<b>5,000,000.00</b>	<b>5,000,000.00</b>	<b>-</b>	<b>5,000,000.00</b>
<b>051700800100 - Adamawa State Library Board</b>									
<b>05 - Enhancing Skills and Knowledge (General)</b>									
23010113	050517008801	Purchase of 30No. Laptops for E-Library	-	-	2,000,000.00	2,000,000.00	2,000,000.00	-	2,000,000.00
23010124	050517008802	Purchase of 10No. Shelves	-	-	1,000,000.00	1,000,000.00	1,000,000.00	-	1,000,000.00
23030121	050517008807	Renovation of Offices at Headquarters	-	-	1,000,000.00	1,000,000.00	1,000,000.00	-	1,000,000.00
23050101	050517008808	Provision of internet service at e-library	-	-	1,000,000.00	1,000,000.00	1,000,000.00	-	1,000,000.00
23050108	050517008809	Purch/Install. of e-Library in Adamawa Lib hqtrs and maint	-	-	195,000,000.00	195,000,000.00	195,000,000.00	-	195,000,000.00
<b>05 - Enhancing Skills and Knowledge (General) Total</b>			<b>-</b>	<b>-</b>	<b>200,000,000.00</b>	<b>200,000,000.00</b>	<b>200,000,000.00</b>	<b>-</b>	<b>200,000,000.00</b>
<b>051700800100 - Adamawa State Library Board Total</b>			<b>-</b>	<b>-</b>	<b>200,000,000.00</b>	<b>200,000,000.00</b>	<b>200,000,000.00</b>	<b>-</b>	<b>200,000,000.00</b>
<b>051700900100 - Adamawa State Mass Education Board (ADSMEB)</b>									
<b>05 - Enhancing Skills and Knowledge (General)</b>									
23020101	050517009902	Reconst. & Fencing of women development centre at malamre	-	-	10,000,000.00	10,000,000.00	10,000,000.00	-	10,000,000.00
23020102	050517009901	Constr. of 1 No. blk of 5 Offices With a Boardroom at Hqtrs	-	-	10,000,000.00	10,000,000.00	10,000,000.00	-	10,000,000.00
23050108	050517009903	Capacity Building for Trainer of Trainees (ToT)	-	-	40,000,000.00	40,000,000.00	40,000,000.00	-	40,000,000.00
<b>05 - Enhancing Skills and Knowledge (General) Total</b>			<b>-</b>	<b>-</b>	<b>60,000,000.00</b>	<b>60,000,000.00</b>	<b>60,000,000.00</b>	<b>-</b>	<b>60,000,000.00</b>
<b>051700900100 - Adamawa State Mass Education Board (ADSMEB) Total</b>			<b>-</b>	<b>-</b>	<b>60,000,000.00</b>	<b>60,000,000.00</b>	<b>60,000,000.00</b>	<b>-</b>	<b>60,000,000.00</b>
<b>051705100100 - Post Primary Schools Mgt Board</b>									
<b>05 - Enhancing Skills and Knowledge (General)</b>									
23020101	050517051001	Construction of 5No. PPSMB Zonal Offices at Yola, Ganye, Mub	-	-	10,000,000.00	10,000,000.00	10,000,000.00	-	10,000,000.00
23030121	050517051003	Rehab. of 3No. Office blocks with 21 offices each PPSMB HQ	-	-	35,000,000.00	35,000,000.00	35,000,000.00	-	35,000,000.00
23050102	050517051002	Provision of Internet Facilities at PPSMB Headquarters	-	-	5,000,000.00	5,000,000.00	5,000,000.00	-	5,000,000.00
<b>05 - Enhancing Skills and Knowledge (General) Total</b>			<b>-</b>	<b>-</b>	<b>50,000,000.00</b>	<b>50,000,000.00</b>	<b>50,000,000.00</b>	<b>-</b>	<b>50,000,000.00</b>
<b>051705100100 - Post Primary Schools Mgt Board Total</b>			<b>-</b>	<b>-</b>	<b>50,000,000.00</b>	<b>50,000,000.00</b>	<b>50,000,000.00</b>	<b>-</b>	<b>50,000,000.00</b>
<b>051706400100 - Education Resource Centre</b>									

Report of the Auditor General on the Accounts of Adamawa State Government for the year ended 31st December 2023

SCHEDULE OF CAPITAL EXPENDITURE CONTD.

Economic Code	Project Code	Project Description	Actual	Actual	Final Budget	Revised Budget	Original Budget	Supplementary Budget	Variance
			2022	2023	2023	2023	2023	2023	2023
			₦	₦	₦	₦	₦	₦	₦
<b>05 - Enhancing Skills and Knowledge (General)</b>									
23010113	050517064401	Purchase of 12No. Computer Sets	-	-	1,500,000.00	1,500,000.00	1,500,000.00	-	1,500,000.00
23010113	050517064402	Installation of Internet Facilities	-	-	500,000.00	500,000.00	500,000.00	-	500,000.00
23010114	050517064405	Purchase of 1No.Multi-functional printer-Mx Sharp	-	-	1,000,000.00	1,000,000.00	1,000,000.00	-	1,000,000.00
23010142	050517064406	Purchase of 10No. File Cabinets	-	-	2,000,000.00	2,000,000.00	2,000,000.00	-	2,000,000.00
23030121	050517064403	Renovation of 4No. Office Blocks at Headquarters	-	-	2,000,000.00	2,000,000.00	2,000,000.00	-	2,000,000.00
23030121	050517064404	Renovation of 4No. Office Blocks at Hqtrs	-	-	90,000,000.00	90,000,000.00	90,000,000.00	-	90,000,000.00
23050108	050517064407	Production of 1000No. of Junior and Senory Secondary School	-	-	3,000,000.00	3,000,000.00	3,000,000.00	-	3,000,000.00
<b>05 - Enhancing Skills and Knowledge (General) Total</b>			-	-	<b>100,000,000.00</b>	<b>100,000,000.00</b>	<b>100,000,000.00</b>	-	<b>100,000,000.00</b>
<b>051706400100 - Education Resource Centre Total</b>			-	-	<b>100,000,000.00</b>	<b>100,000,000.00</b>	<b>100,000,000.00</b>	-	<b>100,000,000.00</b>
<b>052100100100 - Ministry of Health and Human Services</b>									
<b>04 - Improvement to Human Health (General)</b>									
23010122	040521001012	Procurement of Testing Kits and other Consumables-Covid-19 Pandemic	-	-	20,000,000.00	20,000,000.00	20,000,000.00	-	20,000,000.00
23010122	040521001013	Adamawa German Medical Centre-Covid-19 Pandemic	8,779,555.00	-	10,000,000.00	10,000,000.00	10,000,000.00	-	10,000,000.00
23010122	040521001014	Provision for Blood Transfusion Bank in all Hospitals	-	-	10,000,000.00	10,000,000.00	10,000,000.00	-	10,000,000.00
23010122	040521001015	Cleaning and fumigation of Specialist Hospital Yola	7,473,925.00	36,474,745.00	37,004,300.00	10,000,000.00	10,000,000.00	-	529,555.00
23010122	040521001016	Purch. of Lab & X-ray equip. for Adamawa German Hosp.	-	-	10,000,000.00	10,000,000.00	10,000,000.00	-	10,000,000.00
23010122	040521001017	Constr. & Equip. of Cott. Hospital Jada Inclu staff quarters-Covid-19 Pandemic	-	-	20,000,000.00	20,000,000.00	20,000,000.00	-	20,000,000.00
23010122	040521001018	Construction and Upgrading at Tongo Cottage Hospital -Covid-19 Pandemic	-	-	30,000,000.00	30,000,000.00	30,000,000.00	-	30,000,000.00
23010122	040521001019	Malaria Control programme(WB & Global Fund)	7,000,000.00	-	70,000,000.00	70,000,000.00	70,000,000.00	-	70,000,000.00
23010122	040521001021	Purchase of Reagents, drugs and Consumables to 21 LGAs	5,191,000.00	1,930,000.00	60,000,000.00	60,000,000.00	10,000,000.00	50,000,000.00	58,070,000.00
23010122	040521001022	Construction and Equiping of General Hospital mayobelwa including Staff quaters-Covid-19 Pandemic	19,712,319.81	-	750,000,000.00	750,000,000.00	100,000,000.00	650,000,000.00	750,000,000.00
23010122	040521001023	Supply of Medical equipment to Hospitals	632,900,650.50	-	50,000,000.00	50,000,000.00	50,000,000.00	-	50,000,000.00
23010122	040521001024	Basic Health Care Provision Fund-Covid-19 Pandemic	24,000,000.00	1,930,000.00	50,000,000.00	50,000,000.00	50,000,000.00	-	48,070,000.00
23010122	040521001027	Victim Support Fund - VSF (Referral System)	-	-	5,000,000.00	5,000,000.00	5,000,000.00	-	5,000,000.00
23010122	040521001033	Control of Non communicable Diseases	-	-	10,973,890.00	10,973,890.00	10,973,890.00	-	10,973,890.00
23020102	040521001025	Constr. of Cott. Hosp. Dumne with Staff Quarters & Equipment	308,634,021.86	30,198,597.00	100,000,000.00	100,000,000.00	100,000,000.00	-	69,801,403.00
23020102	040521001031	construction of residential block of flats (1) each in new cottage hospitals at Lamurde, Shelling, Girei, Gombi, Dumne, Demsa	1,633,282,931.03	288,095,614.00	700,000,000.00	700,000,000.00	700,000,000.00	-	411,904,386.00
23020106	040521001032	Maternal and Perinatal death surveillance and response	-	-	5,000,000.00	5,000,000.00	5,000,000.00	-	5,000,000.00
23020106	040521001034	Construction and Equiping of Sexual Assault Referral Centre (H	-	-	5,000,000.00	5,000,000.00	5,000,000.00	-	5,000,000.00
23020106	040521001037	Establishment public Health laboratory-Covid-19 Pandemic	-	-	50,000,000.00	50,000,000.00	50,000,000.00	-	50,000,000.00
23020106	040521001039	construction of one new cottage hospital	20,227,713.35	-	50,000,000.00	50,000,000.00	50,000,000.00	-	50,000,000.00
23020106	040521001040	Construction of cottage hospital in Demsa	-	63,229,500.00	200,000,000.00	200,000,000.00	200,000,000.00	-	136,770,500.00
23020106	040521001041	Construction and equiping of 1No Dialysis Center, Yola Specialist-Covid-19 Pandemic	-	-	50,000,000.00	50,000,000.00	50,000,000.00	-	50,000,000.00
23020106	040521001042	Mother and Child Hospital	39,060,000.00	253,301,484.00	350,000,000.00	350,000,000.00	350,000,000.00	-	96,698,516.00
23020106	040521001066	Covid-19 Pandemic Establishment/Completion of 4 No.Cottage Hospitals in Lamurde, Gombi, Girei and Shelling	131,951,336.93	407,589,264.00	500,000,000.00	500,000,000.00	500,000,000.00	-	92,410,736.00
23020106	040521001091	contruction of two(2) new cottage hospitals	-	173,509,943.00	500,000,000.00	500,000,000.00	500,000,000.00	-	326,490,057.00
23020106	040521001092	construction of one new Clinic in Fintiri quarters Malkohi	-	-	250,000,000.00	250,000,000.00	250,000,000.00	-	250,000,000.00
23020106	040521001094	contruction of new cottage hospital Maiha	-	-	50,000,000.00	50,000,000.00	50,000,000.00	-	50,000,000.00
23020106	040521001095	Construction of New Government House Clinic	-	-	2,000,000,000.00	2,000,000,000.00	2,000,000,000.00	-	2,000,000,000.00
23020106	040521001096	Public Health Emergency Operational Centre (PHEOC) for the control of outbreaks	-	-	50,000,000.00	50,000,000.00	-	50,000,000.00	50,000,000.00
23020106	040521001097	Digitalization of Health Facilities in Adamawa State	-	-	150,000,000.00	150,000,000.00	-	150,000,000.00	150,000,000.00
23020106	040521001098	Procurement of Rapid test kits for HIV, Hepatis B and Syhilis	-	-	50,000,000.00	50,000,000.00	-	50,000,000.00	50,000,000.00
23030105	040521001035	Rehabilitation of Building Facilities at AEDP-Covid-19 Pandemic	-	-	5,000,000.00	5,000,000.00	5,000,000.00	-	5,000,000.00
23030105	040521001038	Renovation and Construction at Michika Gen Hosp	-	-	100,000,000.00	100,000,000.00	100,000,000.00	-	100,000,000.00
23030105	040521001048	Maternal and Child Health Center Garta	-	-	50,000,000.00	50,000,000.00	50,000,000.00	-	50,000,000.00
23030105	040521001051	maintenance and monitoring of sola energy equipment in 7 (seven) health care facility and health tech. Michika	-	-	5,000,000.00	5,000,000.00	5,000,000.00	-	5,000,000.00
23030105	040521001052	Renov. of Warehouse at Medical Stores Kofare	-	-	10,000,000.00	10,000,000.00	10,000,000.00	-	10,000,000.00
23030105	040521001055	Rehab of structures at Traditional Medicine Board	-	3,088,800.00	10,000,000.00	10,000,000.00	10,000,000.00	-	6,911,200.00
23030105	040521001056	Rehabilitation of Structures of Gen. Hospital Garkida-Covid-19 Pandemic	-	-	30,000,000.00	30,000,000.00	30,000,000.00	-	30,000,000.00
23030105	040521001057	Rehab/Renovation of Cottage Hospital with Staff Quarters in Guyuk LGA	23,740,889.09	-	10,000,000.00	10,000,000.00	10,000,000.00	-	10,000,000.00



Report of the Auditor General on the Accounts of Adamawa State Government for the year ended 31st December 2023

SCHEDULE OF CAPITAL EXPENDITURE CONTD.

Economic Code	Project Code	Project Description	Actual	Actual	Final Budget	Revised Budget	Original Budget	Supplementary Budget	Variance
			2022	2023	2023	2023	2023	2023	2023
			₦	₦	₦	₦	₦	₦	₦
23030105	040521001058	Renovation of Warehouses at Medical Store-Kofare-Covid-19 Pandemic	-	-	10,000,000.00	10,000,000.00	10,000,000.00	-	10,000,000.00
23030105	040521001059	Rehabilitation of Structures of General Hospital Numan-Covid-19 Pandemic	59,152,207.86	-	30,000,000.00	30,000,000.00	30,000,000.00	-	30,000,000.00
23030105	040521001060	Rehabilitation of Structures at General Hospital Ganye-Covid-19 Pandemic	17,759,701.92	2,836,146.00	50,000,000.00	50,000,000.00	50,000,000.00	-	47,163,854.00
23030105	040521001061	Rehabilitation & Upgrading of Gulak C/Hosp.to Gen. Hospital-Covid-19 Pandemic	149,725,556.86	33,807,357.00	50,000,000.00	50,000,000.00	50,000,000.00	-	16,192,643.00
23030105	040521001062	Rehab. of Structure of Gen. Hspital Mubi-Covid-19 Pandemic	133,584,739.50	12,831,803.00	50,000,000.00	50,000,000.00	50,000,000.00	-	37,168,197.00
23030105	040521001063	Hospital Equipment for Covid-19 Pandemic	-	220,081,848.00	221,483,500.00	150,000,000.00	50,000,000.00	100,000,000.00	1,401,652.00
23030105	040521001064	Rehabilitation of Song Cottage Hospital	100,886,202.87	-	100,000,000.00	100,000,000.00	100,000,000.00	-	100,000,000.00
23030105	040521001065	Rehabilitation of Fufore Cottage Hospital	123,029,952.16	33,817,918.00	120,000,000.00	120,000,000.00	120,000,000.00	-	86,182,082.00
23030105	040521001077	Renovation of Hospital Services Management Board	-	-	1,000,000.00	1,000,000.00	1,000,000.00	-	1,000,000.00
23030121	040521001069	Rehabilitation of structures at Borrong Cottage Hospital	-	-	5,000,000.00	5,000,000.00	5,000,000.00	-	5,000,000.00
23050101	040521001004	Cancer Control Plan	-	-	5,000,000.00	5,000,000.00	5,000,000.00	-	5,000,000.00
23050101	040521001006	Immunization (WHO)	-	-	20,000,000.00	20,000,000.00	20,000,000.00	-	20,000,000.00
23050101	040521001007	Mother and Child Week Outreach EU-UNICEF	-	-	20,000,000.00	20,000,000.00	20,000,000.00	-	20,000,000.00
23050101	040521001008	State Humanitarian Emergency control (WHO, UNICEF, UNFPA)	-	-	20,000,000.00	20,000,000.00	20,000,000.00	-	20,000,000.00
23050101	040521001009	Medical Out Reach Service (WHO)	-	-	20,000,000.00	20,000,000.00	20,000,000.00	-	20,000,000.00
23050101	040521001010	Sexual and Reproductive Health (UNFPA)	-	-	20,000,000.00	20,000,000.00	20,000,000.00	-	20,000,000.00
23050101	040521001047	Payment of liabilities of Consultancy Services	-	-	20,000,000.00	20,000,000.00	20,000,000.00	-	20,000,000.00
23050101	040521001050	HMIS- Collec. Analysis and Dissemination of Data-Covid-19 Pandemic	-	-	5,000,000.00	5,000,000.00	5,000,000.00	-	5,000,000.00
23050101	040521001071	Establishment of Herbal Farms	-	4,800,000.00	5,000,000.00	5,000,000.00	5,000,000.00	-	200,000.00
23050101	040521001078	Provisn of Drug Mectizan for the Control of River Blindness	-	-	1,000,000.00	1,000,000.00	1,000,000.00	-	1,000,000.00
23050101	040521001079	Organise research activities in collab with Research Institute	-	-	1,000,000.00	1,000,000.00	1,000,000.00	-	1,000,000.00
23050101	040521001080	State Logistics management coordinating unit	-	-	5,000,000.00	5,000,000.00	5,000,000.00	-	5,000,000.00
23050101	040521001081	Nutrition and Malnutrition Management	-	-	5,000,000.00	5,000,000.00	5,000,000.00	-	5,000,000.00
23050101	040521001082	Partners coordination by the Ministry of Health	-	-	8,000,000.00	8,000,000.00	8,000,000.00	-	8,000,000.00
23050101	040521001083	Tuberculosis and Leprosy Control Programme (WHO)	-	-	10,000,000.00	10,000,000.00	10,000,000.00	-	10,000,000.00
23050101	040521001084	Covid-19 Pandemic Community mobilization	-	-	10,000,000.00	10,000,000.00	10,000,000.00	-	10,000,000.00
23050101	040521001085	Training of front line Health personnel-Covid-19 Pandemic	-	10,000,000.00	20,000,000.00	20,000,000.00	20,000,000.00	-	10,000,000.00
23050101	040521001086	Maternal and Child health Week (Bi-annual MNCHW)	-	-	10,000,000.00	10,000,000.00	10,000,000.00	-	10,000,000.00
23050101	040521001087	State Emergency Preparedness and Control Outbreak-Covid-19 Pandemic	-	-	10,000,000.00	10,000,000.00	10,000,000.00	-	10,000,000.00
23050101	040521001093	State Council on Health	-	-	5,000,000.00	5,000,000.00	5,000,000.00	-	5,000,000.00
23050103	040521001072	Cosutancy for Design and project supervision	22,110,527.82	-	140,000,000.00	140,000,000.00	40,000,000.00	100,000,000.00	140,000,000.00
23050108	040521001001	Control of Mental and substance use disorders	-	-	25,000,000.00	25,000,000.00	5,000,000.00	20,000,000.00	25,000,000.00
23050108	040521001003	Provision of poison & Drugs Information Services	-	-	1,000,000.00	1,000,000.00	1,000,000.00	-	1,000,000.00
23050108	040521001020	Safe Motherhood Free treatment to Women & Children (EU-UNICEF)	-	-	20,000,000.00	20,000,000.00	20,000,000.00	-	20,000,000.00
23050108	040521001068	Food Safety Programme-Covid-19 Pandemic	-	-	5,000,000.00	5,000,000.00	5,000,000.00	-	5,000,000.00
23050108	040521001074	Neglected Tropical Disease Control Programme	-	-	1,000,000.00	1,000,000.00	1,000,000.00	-	1,000,000.00
23050108	040521001075	Varification of medical/phamacist students on Training in Various Universities	-	-	1,000,000.00	1,000,000.00	1,000,000.00	-	1,000,000.00
23050108	040521001076	Strenthen Routine Immuni./Polio Eradication/Integrated Suppo	-	-	5,000,000.00	5,000,000.00	5,000,000.00	-	5,000,000.00
<b>04 - Improvement to Human Health (General) Total</b>			<b>3,468,203,231.56</b>	<b>1,577,523,019.00</b>	<b>7,468,461,690.00</b>	<b>7,369,973,890.00</b>	<b>6,199,973,890.00</b>	<b>1,170,000,000.00</b>	<b>5,890,938,671.00</b>
<b>052100100100 - Ministry of Health and Human Services Total</b>			<b>3,468,203,231.56</b>	<b>1,577,523,019.00</b>	<b>7,468,461,690.00</b>	<b>7,369,973,890.00</b>	<b>6,199,973,890.00</b>	<b>1,170,000,000.00</b>	<b>5,890,938,671.00</b>
<b>052100200100 - Adamawa State Contributory Health Management Agency</b>									
<b>04 - Improvement to Human Health (General)</b>									
23020101	040521002001	Construction of Conference Hall and additional 4 offices at ASCHMA	-	-	40,000,000.00	40,000,000.00	40,000,000.00	-	40,000,000.00
23050101	040521002003	Design and Deployment of ICT Solution/Platform for ASCHMA	-	-	10,000,000.00	10,000,000.00	10,000,000.00	-	10,000,000.00
<b>04 - Improvement to Human Health (General) Total</b>			<b>-</b>	<b>-</b>	<b>50,000,000.00</b>	<b>50,000,000.00</b>	<b>50,000,000.00</b>	<b>-</b>	<b>50,000,000.00</b>
<b>052100200100 - Adamawa State Contributory Health Management Agency Total</b>			<b>-</b>	<b>-</b>	<b>50,000,000.00</b>	<b>50,000,000.00</b>	<b>50,000,000.00</b>	<b>-</b>	<b>50,000,000.00</b>
<b>052100300100 - Primary Health Care Development Agency</b>									
<b>04 - Improvement to Human Health (General)</b>									
23050103	040521003009	Nutrition and Rehabilitation	-	2,292,580.00	50,697,370.20	50,697,370.20	50,697,370.20	-	48,404,790.20
23050103	040521003010	MNCHW Week Campaign	-	-	5,000,000.00	5,000,000.00	5,000,000.00	-	5,000,000.00
23050108	040521003001	Disease Control Involving Outbreaks. Example Cholera and Measule	-	2,220,000.00	10,500,000.00	10,500,000.00	10,500,000.00	-	8,280,000.00
23050108	040521003002	Provision of ITN Drugs & Envi. Control to Control Malaria	-	-	68,802,629.80	68,802,629.80	68,802,629.80	-	68,802,629.80
23050108	040521003005	Free maternal and Child health Services	-	-	5,000,000.00	5,000,000.00	5,000,000.00	-	5,000,000.00

*Report of the Auditor General on the Accounts of Adamawa State Government for the year ended 31st December 2023*

**SCHEDULE OF CAPITAL EXPENDITURE CONTD.**

Economic Code	Project Code	Project Description	Actual	Actual	Final Budget	Revised Budget	Original Budget	Supplementary Budget	Variance
			2022	2023	2023	2023	2023	2023	2023
			₦	₦	₦	₦	₦	₦	₦
23050108	040521003006	State Immunization Plus Days (SIPDS)	-	-	60,000,000.00	60,000,000.00	60,000,000.00	-	60,000,000.00
<b>04 - Improvement to Human Health (General) Total</b>			-	<b>4,512,580.00</b>	<b>200,000,000.00</b>	<b>200,000,000.00</b>	<b>200,000,000.00</b>	-	<b>195,487,420.00</b>
<b>052100300100 - Primary Health Care Development Agency Total</b>			-	<b>4,512,580.00</b>	<b>200,000,000.00</b>	<b>200,000,000.00</b>	<b>200,000,000.00</b>	-	<b>195,487,420.00</b>
<b>052103300100 - Adamawa State Action for the Control of HIV/AIDS (ADSACA)</b>									
<b>04 - Improvement to Human Health (General)</b>									
23010122	040521033003	Procurement of test kits	-	-	5,000,000.00	5,000,000.00	5,000,000.00	-	5,000,000.00
23010122	040521033004	Purchase of Reagents	-	-	10,000,000.00	10,000,000.00	10,000,000.00	-	10,000,000.00
23010122	040521033005	Purchase of 4No. CD 4 Machines	-	-	3,000,000.00	3,000,000.00	3,000,000.00	-	3,000,000.00
23010122	040521033006	Purchase of HIV / other infection Protective Equipment	-	-	2,000,000.00	2,000,000.00	2,000,000.00	-	2,000,000.00
23010139	040521033007	Purchases of drugs	-	-	5,000,000.00	5,000,000.00	5,000,000.00	-	5,000,000.00
23020101	040521033008	Constr. of 2 blocks of 5 offices each	-	-	7,000,000.00	7,000,000.00	7,000,000.00	-	7,000,000.00
23050108	040521033009	Support & strengthen ward base FBOS/CBOS for onership of HI	-	-	10,000,000.00	10,000,000.00	10,000,000.00	-	10,000,000.00
23050108	040521033010	System strengthening, coordination, meeting capacity buildin	-	-	8,000,000.00	8,000,000.00	8,000,000.00	-	8,000,000.00
<b>04 - Improvement to Human Health (General) Total</b>			-	-	<b>50,000,000.00</b>	<b>50,000,000.00</b>	<b>50,000,000.00</b>	-	<b>50,000,000.00</b>
<b>052103300100 - Adamawa State Action for the Control of HIV/AIDS (ADSACA) Total</b>			-	-	<b>50,000,000.00</b>	<b>50,000,000.00</b>	<b>50,000,000.00</b>	-	<b>50,000,000.00</b>
<b>052111400100 - Adamawa State Specialist Hospital Yola</b>									
<b>04 - Improvement to Human Health (General)</b>									
23010122	040521114012	Procurement of MRI Machine	-	-	8,000,000.00	8,000,000.00	8,000,000.00	-	8,000,000.00
23010122	040521114014	procurement of invasive surgery unit equipment	-	-	8,000,000.00	8,000,000.00	8,000,000.00	-	8,000,000.00
23020103	040521114015	Installation of solar Panels	-	-	15,000,000.00	15,000,000.00	15,000,000.00	-	15,000,000.00
23020106	040521114011	Construction of Dialysis Unit	-	-	19,000,000.00	19,000,000.00	19,000,000.00	-	19,000,000.00
<b>04 - Improvement to Human Health (General) Total</b>			-	-	<b>50,000,000.00</b>	<b>50,000,000.00</b>	<b>50,000,000.00</b>	-	<b>50,000,000.00</b>
<b>052111400100 - Adamawa State Specialist Hospital Yola Total</b>			-	-	<b>50,000,000.00</b>	<b>50,000,000.00</b>	<b>50,000,000.00</b>	-	<b>50,000,000.00</b>
<b>053500100100 - Ministry of Environment and Natural Resources Development</b>									
<b>09 - Environmental Improvement (General)</b>									
23010101	090535001001	Provision of Sanitary Land Fill	-	-	14,675,000.00	14,675,000.00	14,675,000.00	-	14,675,000.00
23010122	090535001002	Procurement of Environmental Protection Equipments for Control of Covid-19 Pandemic	-	-	27,293,000.00	27,293,000.00	27,293,000.00	-	27,293,000.00
23010122	090535001004	Vector Control	44,860,071.50	-	15,285,213.00	15,285,213.00	15,285,213.00	-	15,285,213.00
23010122	090535001012	Purchase of Sprayers and Chemicals for Vector Control-Covid-19 Pandemic	-	-	13,935,000.00	13,935,000.00	13,935,000.00	-	13,935,000.00
23010122	090535001013	Provision of Sustainable Medical Waste Services	-	-	16,500,000.00	16,500,000.00	16,500,000.00	-	16,500,000.00
23010122	090535001014	Fumigation of Public Places- Covid-19 Pandemic	-	-	20,720,000.00	20,720,000.00	20,720,000.00	-	20,720,000.00
23010144	090535001020	Purchase of Food Safety and Hygiene equipment	-	-	50,000,000.00	50,000,000.00	-	50,000,000.00	50,000,000.00
23030105	090535001003	Renovation and Equipment of Multi-Purpose Laboratory	-	-	300,230,000.00	300,230,000.00	35,978,509.00	264,251,491.00	300,230,000.00
23030127	090535001022	Procurement of Information and Sensitization Equipment for Public Awareness on Environmental Issues	-	-	54,000,000.00	54,000,000.00	-	54,000,000.00	54,000,000.00
23040101	090535001009	Production of 2m Tree Seedling in Amenity and Forest Nurseries	-	-	55,275,149.00	55,275,149.00	55,275,149.00	-	55,275,149.00
23040101	090535001017	Sensitization workshop in 21 LGAs on the effect and Consequences tress falling	-	-	78,000,000.00	78,000,000.00	-	78,000,000.00	78,000,000.00
23040102	090535001005	Erosion and Water shade Management Project (NEWMAP)(ACRESAL)	-	-	577,242,078.00	577,242,078.00	577,242,078.00	-	577,242,078.00
23040102	090535001008	Feasibility Study on Flood Prone Areas and Production of Maps	-	-	682,000,000.00	682,000,000.00	28,282,240.00	653,717,760.00	682,000,000.00
23040102	090535001015	Environmental Protection Agency	-	78,698,000.00	150,000,000.00	150,000,000.00	150,000,000.00	-	71,302,000.00
23040102	090535001016	Flood and Erosion Control(Ecological Fund)	-	-	100,000,000.00	100,000,000.00	100,000,000.00	-	100,000,000.00
23040103	090535001011	Biodiversity survey of hot spots of wildlife	-	-	40,250,050.00	40,250,050.00	40,250,050.00	-	40,250,050.00
23050101	090535001002	Survey of 5 No Hot Spots of wildlife	5,000,000.00	-	-	-	-	-	-
23050101	090535001006	Feasibility Study for a proposed Hippo Sanctuary	-	-	14,636,126.00	14,636,126.00	14,636,126.00	-	14,636,126.00
23050101	090535001007	Upgrading of Tree Seeding Nurseries in 10NO. Locations	-	-	48,926,131.00	48,926,131.00	48,926,131.00	-	48,926,131.00
23050101	090535001010	Construction, Acquisition and Purchase of Animal and Feeds	-	-	16,465,239.00	16,465,239.00	16,465,239.00	-	16,465,239.00
23050101	090535001019	Mobile Vehicular Emission Testing and Control Equipment	-	-	75,000,000.00	75,000,000.00	-	75,000,000.00	75,000,000.00
23050101	090535001021	Environmental Quality Control, Research and Development	-	-	500,000,000.00	500,000,000.00	-	500,000,000.00	500,000,000.00
23050108	090535001018	Workshop on Alternative Source of Energy (Briquette Production)	-	-	426,000,000.00	426,000,000.00	-	426,000,000.00	426,000,000.00
<b>09 - Environmental Improvement (General) Total</b>			<b>49,860,071.50</b>	<b>78,698,000.00</b>	<b>3,276,432,986.00</b>	<b>3,276,432,986.00</b>	<b>1,175,463,735.00</b>	<b>2,100,969,251.00</b>	<b>3,197,734,986.00</b>

Report of the Auditor General on the Accounts of Adamawa State Government for the year ended 31st December 2023

SCHEDULE OF CAPITAL EXPENDITURE CONTD.

Economic Code	Project Code	Project Description	Actual	Actual	Final Budget	Revised Budget	Original Budget	Supplementary Budget	Variance
			2022	2023	2023	2023	2023	2023	2023
			₦	₦	₦	₦	₦	₦	₦
<b>053500100100 - Ministry of Environment and Natural Resources Development Total</b>			<b>49,860,071.50</b>	<b>78,698,000.00</b>	<b>3,276,432,986.00</b>	<b>3,276,432,986.00</b>	<b>1,175,463,735.00</b>	<b>2,100,969,251.00</b>	<b>3,197,734,986.00</b>
<b>055100100100 - Ministry for Local Government Affairs</b>									
<b>13 - Reform of Government and Governance (General)</b>									
23020101	130551001003	Const. & Equipmt of local govt zonal offices at Ganye, Numan etc	-	-	2,000,000.00	2,000,000.00	2,000,000.00	-	2,000,000.00
23020101	130551001004	Zonal Local Government Inspectorate Offices	-	-	7,000,000.00	7,000,000.00	7,000,000.00	-	7,000,000.00
23050101	130551001002	Skill prioritization at NFE Centres+ECR)	-	-	1,000,000.00	1,000,000.00	1,000,000.00	-	1,000,000.00
<b>13 - Reform of Government and Governance (General) Total</b>			<b>-</b>	<b>-</b>	<b>10,000,000.00</b>	<b>10,000,000.00</b>	<b>10,000,000.00</b>	<b>-</b>	<b>10,000,000.00</b>
<b>055100100100 - Ministry for Local Government Affairs Total</b>			<b>-</b>	<b>-</b>	<b>10,000,000.00</b>	<b>10,000,000.00</b>	<b>10,000,000.00</b>	<b>-</b>	<b>10,000,000.00</b>
<b>055100500100 - Local Government Staff Pension Board</b>									
<b>13 - Reform of Government and Governance (General)</b>									
23030121	130551005001	Renov. & Const. of block of office building at the Board	-	-	24,268,959.00	24,268,959.00	24,268,959.00	-	24,268,959.00
<b>13 - Reform of Government and Governance (General) Total</b>			<b>-</b>	<b>-</b>	<b>24,268,959.00</b>	<b>24,268,959.00</b>	<b>24,268,959.00</b>	<b>-</b>	<b>24,268,959.00</b>
<b>055100500100 - Local Government Staff Pension Board Total</b>			<b>-</b>	<b>-</b>	<b>24,268,959.00</b>	<b>24,268,959.00</b>	<b>24,268,959.00</b>	<b>-</b>	<b>24,268,959.00</b>
<b>055400100100 - Ministry of Rural Infrastructure &amp; Community Development</b>									
<b>09 - Environmental Improvement (General)</b>									
23020103	090554001001	Cons. Of 15.1km Suwa-Tipto, 91Nos of Culvert, drainage & mini Bridge in Lamurde L.G.A (Ecological Fund)	-	-	23,500,000.00	23,500,000.00	23,500,000.00	-	23,500,000.00
23020103	090554001002	Electrification of Dumna Dutse, Duwo, Burthi and Zakawon Villages in Guyuk LGAs	-	9,979,001.00	115,000,000.00	115,000,000.00	115,000,000.00	-	105,020,999.00
23020114	090554001004	Construction/Rehabilitation of 12NO. of rural Roads in the State(Ecological Fund)	-	99,082,378.00	150,000,000.00	150,000,000.00	150,000,000.00	-	50,917,622.00
23020118	090554001003	Construction and Rehabilitation Main Road to Bolong (Ecological Fund)	-	-	103,018,100.00	103,018,100.00	103,018,100.00	-	103,018,100.00
<b>09 - Environmental Improvement (General) Total</b>			<b>-</b>	<b>109,061,379.00</b>	<b>391,518,100.00</b>	<b>391,518,100.00</b>	<b>391,518,100.00</b>	<b>-</b>	<b>282,456,721.00</b>
<b>13 - Reform of Government and Governance (General)</b>									
23010141	130554001001	Proc. of Transformers for Borrong Town 1 No. 500KVA/33/415KV	-	-	5,500,000.00	5,500,000.00	5,500,000.00	-	5,500,000.00
23010141	130554001002	Proc. of Transf. to Jimeta Modern Abattoir 1No. 500/300/415KVA	-	-	5,500,000.00	5,500,000.00	5,500,000.00	-	5,500,000.00
23010141	130554001003	Proc. of Transf. for Jambunu Town 1No. 500KVA/33/415KVA	-	-	5,500,000.00	5,500,000.00	5,500,000.00	-	5,500,000.00
23010141	130554001004	Proc. of Transf. for Hong Town 1No. 500/33/415KVA	-	-	5,500,000.00	5,500,000.00	5,500,000.00	-	5,500,000.00
23010141	130554001041	Provision of Solar Power & Street light at Sch. of Health Tech. Michika	-	-	10,500,000.00	10,500,000.00	10,500,000.00	-	10,500,000.00
23010141	130554001042	Provision of Solar Electricity to 21 Villages with Difficult terrain	-	-	22,000,000.00	22,000,000.00	22,000,000.00	-	22,000,000.00
23020103	130554001006	Electrification of Wuro-Yanka-Borrong Demsa	-	-	5,500,000.00	5,500,000.00	5,500,000.00	-	5,500,000.00
23020103	130554001007	Electrification of Yadim from Yolde Pate	-	-	5,500,000.00	5,500,000.00	5,500,000.00	-	5,500,000.00
23020103	130554001008	Installation of 200KVA Transformer at Ngurore Karlahi	-	-	5,500,000.00	5,500,000.00	5,500,000.00	-	5,500,000.00
23020103	130554001009	Electrification of Mayo-Inne from Ngurore	-	-	5,500,000.00	5,500,000.00	5,500,000.00	-	5,500,000.00
23020103	130554001010	Madanya-Bahulli (15KM) Rural Electrification	16,163,787.62	-	5,500,000.00	5,500,000.00	5,500,000.00	-	5,500,000.00
23020103	130554001011	Vitimim-Muchalla (6KM) Rural Electrification	-	-	5,500,000.00	5,500,000.00	5,500,000.00	-	5,500,000.00
23020103	130554001012	Electrification of Muchalla-Mijilu Mubi North	-	-	5,500,000.00	5,500,000.00	5,500,000.00	-	5,500,000.00
23020103	130554001013	Mijilu-Kirya (2km) Rural Electrification	-	-	5,500,000.00	5,500,000.00	5,500,000.00	-	5,500,000.00
23020103	130554001014	Duru-Girumburum (Mubi- South) 2km Rural Electrification	-	-	5,500,000.00	5,500,000.00	5,500,000.00	-	5,500,000.00
23020103	130554001015	Electrification of Kasuwan Dare to Tsaranyi Mubi South	-	-	5,500,000.00	5,500,000.00	5,500,000.00	-	5,500,000.00
23020103	130554001016	Electrification of Muninga-Chief Jaule- Dulo Village & 33kV	-	-	5,500,000.00	5,500,000.00	5,500,000.00	-	5,500,000.00
23020103	130554001017	Electrification of Mayo-Belwa-Jantari Jereng-May-Dembi	-	-	5,500,000.00	5,500,000.00	5,500,000.00	-	5,500,000.00
23020103	130554001018	Electrification of Mararraban Konkol – Konkol Maiha	-	-	5,500,000.00	5,500,000.00	5,500,000.00	-	5,500,000.00
23020103	130554001019	Electrification of main Mararraban – Boloko Maiha	-	-	5,500,000.00	5,500,000.00	5,500,000.00	-	5,500,000.00
23020103	130554001020	Electrification of Tola-Binyeri Mayo-Belwa	1,150,000.00	-	5,500,000.00	5,500,000.00	5,500,000.00	-	5,500,000.00
23020103	130554001021	Electrification of Hosere Mbebe Mayo-Belwa	-	-	5,500,000.00	5,500,000.00	5,500,000.00	-	5,500,000.00
23020103	130554001022	Installation of 200KVA Transformer at Toza	-	-	5,500,000.00	5,500,000.00	5,500,000.00	-	5,500,000.00
23020103	130554001023	Electrification of Moda/Minkisi/Wuranki in Michika L.G.A	-	-	5,500,000.00	5,500,000.00	5,500,000.00	-	5,500,000.00
23020103	130554001024	Electrification of Pambala/Dirgimi in Michika	-	-	5,500,000.00	5,500,000.00	5,500,000.00	-	5,500,000.00
23020103	130554001026	Electrification of Bakin Dutse in Madagali L.G.A	-	-	5,500,000.00	5,500,000.00	5,500,000.00	-	5,500,000.00
23020103	130554001027	Electrification of Wurro Wanje-Kopa-Dagali in Madagali	-	-	5,500,000.00	5,500,000.00	5,500,000.00	-	5,500,000.00
23020103	130554001028	Completion of electrification of WANE in Michika LGA	-	-	8,800,000.00	8,800,000.00	8,800,000.00	-	8,800,000.00
23020103	130554001029	Electrification of Bajen Rigance Ward in Lamurde LGA	-	-	7,000,000.00	7,000,000.00	7,000,000.00	-	7,000,000.00

# Report of the Auditor General on the Accounts of Adamawa State Government for the year ended 31st December 2023

## SCHEDULE OF CAPITAL EXPENDITURE CONTD.

Economic Code	Project Code	Project Description	Actual	Actual	Final Budget	Revised Budget	Original Budget	Supplementary Budget	Variance
			2022	2023	2023	2023	2023	2023	2023
			N	N	N	N	N	N	N
23020103	130554001030	Electr. of Sabon layi Ngbe Bongun Ward in Lamurde LGA	-	4,000,000.00	8,000,000.00	8,000,000.00	8,000,000.00	-	4,000,000.00
23020103	130554001031	Electrification of Yadin Village in Fufore LGA	-	-	8,000,000.00	8,000,000.00	8,000,000.00	-	8,000,000.00
23020103	130554001032	Electrification OF BOLE I,II, & III	500,000.00	-	7,000,000.00	7,000,000.00	7,000,000.00	-	7,000,000.00
23020103	130554001033	Electr. Mayo Nguli Dede-Jamtari, Kwashari	-	-	7,000,000.00	7,000,000.00	7,000,000.00	-	7,000,000.00
23020103	130554001034	Electrification of Lamurde to Girji 15Km Mubi South LGA	-	-	7,000,000.00	7,000,000.00	7,000,000.00	-	7,000,000.00
23020103	130554001035	Electrification of Mbilla to Yadafa 15Km Mubi South LGA	-	-	7,000,000.00	7,000,000.00	7,000,000.00	-	7,000,000.00
23020103	130554001036	Electrification of Gude Mawa 10Km Mubi South LGA	-	-	7,000,000.00	7,000,000.00	7,000,000.00	-	7,000,000.00
23020103	130554001037	Provision of Solar Power Street light Mubi Burn Bricks Mubi	-	-	7,000,000.00	7,000,000.00	7,000,000.00	-	7,000,000.00
23020103	130554001038	Electrification of Pramble Town in Song LGA	-	-	5,000,000.00	5,000,000.00	5,000,000.00	-	5,000,000.00
23020103	130554001039	Electrification of Sabon Gari Didango, Tudun Gwasala,Layanli,kwale, zuranl, Kowon etc	-	-	7,000,000.00	7,000,000.00	7,000,000.00	-	7,000,000.00
23020103	130554001040	Completion of the Electrification Projects in 3 Towns&Vill	-	-	16,500,000.00	16,500,000.00	16,500,000.00	-	16,500,000.00
23020103	130554001044	Electrification of Kagi-Dubu Dubu Maiha	-	-	11,000,000.00	11,000,000.00	11,000,000.00	-	11,000,000.00
23020103	130554001045	Electrification of Shilon Simra in Song L.G.A	-	-	6,000,000.00	6,000,000.00	6,000,000.00	-	6,000,000.00
23020103	130554001046	Cons. of 4.8km Waduku-Kwah with 24Nos of Box Culvert in Lamurde L.G.A	338,000.00	-	17,500,000.00	17,500,000.00	17,500,000.00	-	17,500,000.00
23020103	130554001047	Provision of Electricity Supply to 7 Villages	39,191,204.90	82,793,598.00	83,569,500.00	44,000,000.00	44,000,000.00	-	775,902.00
23020103	130554001048	Electrification of 12Town & Villages & Procur.of Dist. Tran	971,050.75	278,689,820.00	283,383,700.00	44,000,000.00	44,000,000.00	-	4,693,880.00
23020103	130554001049	Electrification of 30 Towns & Villages & Procur.of Dis Trans	10,208,957.29	113,964,689.00	114,704,000.00	77,000,000.00	77,000,000.00	-	739,311.00
23020103	130554001050	Electrification of Bobini- Bodeno in Guyuk LGA	-	-	170,000,000.00	170,000,000.00	170,000,000.00	-	170,000,000.00
23020103	130554001051	Completion of the Electrification Projects in 42 Towns and Villages	6,780,329,186.41	440,586,265.00	443,244,000.00	307,700,000.00	307,700,000.00	-	2,657,735.00
23020103	130554001052	Electrification of Ketembere in shellen LGA.	-	-	5,500,000.00	5,500,000.00	5,500,000.00	-	5,500,000.00
23020103	130554001053	Electrification of Waduku in Lamurde L.G.A.	-	-	5,500,000.00	5,500,000.00	5,500,000.00	-	5,500,000.00
23020103	130554001063	Electrification of wuro Daudu in Song LGA	-	-	5,500,000.00	5,500,000.00	5,500,000.00	-	5,500,000.00
23020103	130554001063	Rural Electrification of Karlahi at Fufore LGA	-	-	54,628,800.00	54,628,800.00	-	54,628,800.00	54,628,800.00
23020103	130554001064	Electrification of Simba in Song LGA	-	-	5,500,000.00	5,500,000.00	5,500,000.00	-	5,500,000.00
23020103	130554001064	Rural Electrification of Yelwa in Ganye LGA	-	-	87,072,623.25	87,072,623.25	-	87,072,623.25	87,072,623.25
23020103	130554001065	Electrification of Gban in Song	-	-	5,500,000.00	5,500,000.00	5,500,000.00	-	5,500,000.00
23020103	130554001066	Electrification of Shiuri in Song LGA	-	-	5,500,000.00	5,500,000.00	5,500,000.00	-	5,500,000.00
23020103	130554001066	Rural Electrification of Jalingo-Hilda in Hong LGA	-	-	38,212,862.10	38,212,862.10	-	38,212,862.10	38,212,862.10
23020103	130554001067	Electrification of Gashala Pubba in Hong LGA	-	-	7,000,000.00	7,000,000.00	7,000,000.00	-	7,000,000.00
23020103	130554001067	Rural Electrification of Jalingo-Kurmi in Hong LGA	-	-	29,005,072.10	29,005,072.10	-	29,005,072.10	29,005,072.10
23020103	130554001068	Electrification of Tingno in Lamurde LGA	-	-	5,500,000.00	5,500,000.00	5,500,000.00	-	5,500,000.00
23020103	130554001068	Rural Electrification of Bengo in Fufore LGA	-	-	83,378,600.35	83,378,600.35	-	83,378,600.35	83,378,600.35
23020103	130554001069	Electrification of Suwa in Lamurde LGA	-	-	5,500,000.00	5,500,000.00	5,500,000.00	-	5,500,000.00
23020103	130554001069	Rural Electrification of 12 Towns & Villages	-	-	300,000,000.00	300,000,000.00	-	300,000,000.00	300,000,000.00
23020103	130554001070	Electrification of Sabon Gari in Lamurde LGA	-	-	5,500,000.00	5,500,000.00	5,500,000.00	-	5,500,000.00
23020103	130554001070	Rural Electrification of Suktu & Kuma near Dumne, Song LGA	-	-	290,000,000.00	290,000,000.00	-	290,000,000.00	290,000,000.00
23020103	130554001071	Electrification of Kala'a, Dziga yerima, kwakah, Mulla, Jabba, Pella, Tasha Tidiny, zhedinyi, Dakza, Mombol and Buliyi Lugga, in Hong LGA	-	-	42,000,000.00	42,000,000.00	42,000,000.00	-	42,000,000.00
23020103	130554001071	Rural Electrification of Gwamba & Bosso near Borrong, Demsa LGA	-	-	201,980,500.00	201,980,500.00	-	201,980,500.00	201,980,500.00
23020103	130554001072	Rural Electrification of Lawaru in Demsa LGA	-	-	164,560,000.00	164,560,000.00	-	164,560,000.00	164,560,000.00
23020103	130554001073	Rural Electrification of Dong, Bille, Kpasham,Kodomun	-	376,412,426.00	377,940,700.00	300,000,000.00	300,000,000.00	-	1,528,274.00
23020103	130554001074	Electrification of Kudiri in Demsa LGA	-	-	10,000,000.00	10,000,000.00	10,000,000.00	-	10,000,000.00
23020103	130554001075	Electrification of Billachi Bwate in Fufore LGA	-	-	10,000,000.00	10,000,000.00	10,000,000.00	-	10,000,000.00
23020103	130554001076	Electrification of Dillo Bwatye in Fufore LGA	-	-	10,000,000.00	10,000,000.00	10,000,000.00	-	10,000,000.00
23020103	130554001077	Electrification of 1000 Fintri Housing at Malkohi at Yola South LGA	-	-	438,735,000.00	438,735,000.00	438,735,000.00	-	438,735,000.00
23020103	130554001078	Electrification of Mapeo at Ganye LGA	-	148,601,805.00	150,000,000.00	150,000,000.00	150,000,000.00	-	1,398,195.00
23020114	130554001057	Construction of Road Buba Paka - Maksha Pri School (3.5 km)	-	-	12,000,000.00	12,000,000.00	12,000,000.00	-	12,000,000.00
23020114	130554001058	Cons. Of 6.3km Gyawana-Zekun earth road in Lamurde L.G.A	-	-	17,000,000.00	17,000,000.00	17,000,000.00	-	17,000,000.00
23020114	130554001061	Completion of the Rehabilitation of Watu - Kuburshosho Road at Michika	-	-	46,746,900.00	46,746,900.00	46,746,900.00	-	46,746,900.00
23020114	130554001062	Construction of Kubteka, Mbalwahe,Kwataut and Makera rural road in Hong LGA	-	-	28,000,000.00	28,000,000.00	28,000,000.00	-	28,000,000.00
23020114	130554001065	Construction/Rehabilitation of NYSC Gate-Labondo-Gereng-Borrong (42km) Road	-	-	125,912,430.00	839,912,430.00	-	839,912,430.00	125,912,430.00
23020114	130554001072	Construction and Rehabilition of 8NO. of Rural Feeder roads across the State	-	-	11,000,000.00	11,000,000.00	11,000,000.00	-	11,000,000.00
23020118	130554001076	Construction and Rehabilitation Lokoro Junction Road to Lamza-Falu-Dukil in Guyuk	99,082,378.25	-	-	-	-	-	-
23020128	130554001054	Assistance to 126 Community's Projects in the State	-	9,260,600.00	10,000,000.00	10,000,000.00	10,000,000.00	-	739,400.00
23030121	130554001059	Rehability of 6 Offices Mubi,Gombi,Ganye,Guyuk,Numan,M/Belwa	-	668,800.00	12,000,000.00	12,000,000.00	12,000,000.00	-	11,331,200.00
23030141	130554001060	Rehab. of Heavy Duty Equipments	-	-	5,000,000.00	5,000,000.00	5,000,000.00	-	5,000,000.00
<b>13 - Reform of Government and Governance (General) Total</b>			<b>6,947,934,565.22</b>	<b>1,454,978,003.00</b>	<b>4,013,374,687.80</b>	<b>4,197,232,787.80</b>	<b>2,108,481,900.00</b>	<b>2,088,750,887.80</b>	<b>2,558,396,684.80</b>

Report of the Auditor General on the Accounts of Adamawa State Government for the year ended 31st December 2023

SCHEDULE OF CAPITAL EXPENDITURE CONTD.

Economic Code	Project Code	Project Description	Actual	Actual	Final Budget	Revised Budget	Original Budget	Supplementary Budget	Variance
			2022	2023	2023	2023	2023	2023	2023
			₦	₦	₦	₦	₦	₦	₦
<b>055400100100 - Ministry of Rural Infrastructure &amp; Community Development Total</b>			<b>6,947,934,565.22</b>	<b>1,564,039,382.00</b>	<b>4,404,892,787.80</b>	<b>4,588,750,887.80</b>	<b>2,500,000,000.00</b>	<b>2,088,750,887.80</b>	<b>2,840,853,405.80</b>
<b>055405100100 - Rural Access and Mobility Project</b>									
<b>17 - Road (General)</b>									
23020114	170554051001	Construction/Rehabilitation of 45.5KM and Annual Mechanized Maintenance of 561.8km of rural roads	-	-	450,000,000.00	450,000,000.00	450,000,000.00	-	450,000,000.00
23030113	170554051002	Rehabilitation of rural road	-	-	50,000,000.00	50,000,000.00	50,000,000.00	-	50,000,000.00
<b>17 - Road (General) Total</b>			<b>-</b>	<b>-</b>	<b>500,000,000.00</b>	<b>500,000,000.00</b>	<b>500,000,000.00</b>	<b>-</b>	<b>500,000,000.00</b>
<b>055405100100 - Rural Access and Mobility Project Total</b>			<b>-</b>	<b>-</b>	<b>500,000,000.00</b>	<b>500,000,000.00</b>	<b>500,000,000.00</b>	<b>-</b>	<b>500,000,000.00</b>
<b>056800100100 - Ministry of Tertiary and Professional Education</b>									
<b>05 - Enhancing Skills and Knowledge (General)</b>									
23010102	050568001017	Procurement of furnitures and office equipments for GMS/GMIS unit in the Ministry	-	-	2,450,000.00	2,450,000.00	2,450,000.00	-	2,450,000.00
23010102	050568001018	Purchase of Hardware accessories for EMIS,GMSand GMIS and PRS in the Ministry	-	-	4,000,000.00	4,000,000.00	4,000,000.00	-	4,000,000.00
23010112	050168001014	Procurement of furnitures and office equipments in the Ministry	36,382,500.00	-	-	-	-	-	-
23010112	050568001022	Procurement of Furniture and office equipment in the Ministry	-	-	4,000,000.00	4,000,000.00	4,000,000.00	-	4,000,000.00
23010113	050568001012	Purchase of 5 desktop & 2 Laptop Computers with Printers (HP)	-	-	3,300,000.00	3,300,000.00	3,300,000.00	-	3,300,000.00
23010113	050568001014	Establishment/Provision of EMIS unit in the Ministry	-	-	2,750,000.00	2,750,000.00	2,750,000.00	-	2,750,000.00
23010113	050568001020	Procurement of internet facilities in the Ministry	-	-	3,500,000.00	3,500,000.00	3,500,000.00	-	3,500,000.00
23010119	050568001013	Purchase of 1 Generator power plan (Maikano SP100)	-	-	20,000,000.00	20,000,000.00	20,000,000.00	-	20,000,000.00
23010119	050568001023	Establishment of College of Information and Communication Technology, Peace and Conflict Resolution and Creativity Studies Guyuk LGA	-	-	2,000,000.00	2,000,000.00	2,000,000.00	-	2,000,000.00
23030121	050568001021	Rehabilitation of Offices in the Ministry	-	-	4,500,000.00	4,500,000.00	4,500,000.00	-	4,500,000.00
23050108	050568001019	Capacity Building for Officer of EMIS,GMS and PRS	-	-	3,500,000.00	3,500,000.00	3,500,000.00	-	3,500,000.00
<b>05 - Enhancing Skills and Knowledge (General) Total</b>			<b>36,382,500.00</b>	<b>-</b>	<b>50,000,000.00</b>	<b>50,000,000.00</b>	<b>50,000,000.00</b>	<b>-</b>	<b>50,000,000.00</b>
<b>056800100100 - Ministry of Tertiary and Professional Education Total</b>			<b>36,382,500.00</b>	<b>-</b>	<b>50,000,000.00</b>	<b>50,000,000.00</b>	<b>50,000,000.00</b>	<b>-</b>	<b>50,000,000.00</b>
<b>056800300100 - College of Agriculture Ganye</b>									
<b>05 - Enhancing Skills and Knowledge (General)</b>									
23010112	050568003013	Procurement and installation of laboratory furniture for departments	-	-	49,125,191.55	49,125,191.55	49,125,191.55	-	49,125,191.55
23010112	050568003014	Procurement of Orchard for the College	-	-	6,000,000.00	6,000,000.00	6,000,000.00	-	6,000,000.00
23020101	050568003012	Procurement of of field and laboratory equipment for departments	-	-	44,874,808.45	44,874,808.45	44,874,808.45	-	44,874,808.45
<b>05 - Enhancing Skills and Knowledge (General) Total</b>			<b>-</b>	<b>-</b>	<b>100,000,000.00</b>	<b>100,000,000.00</b>	<b>100,000,000.00</b>	<b>-</b>	<b>100,000,000.00</b>
<b>056800300100 - College of Agriculture Ganye Total</b>			<b>-</b>	<b>-</b>	<b>100,000,000.00</b>	<b>100,000,000.00</b>	<b>100,000,000.00</b>	<b>-</b>	<b>100,000,000.00</b>
<b>056800400100 - College of Legal Studies Yola</b>									
<b>05 - Enhancing Skills and Knowledge (General)</b>									
23010105	050568004025	Purchase of 2No. Hilux Vehicles	-	-	11,000,000.00	11,000,000.00	11,000,000.00	-	11,000,000.00
23010112	050568004024	Purchase of furniture and Office fittings	-	-	5,000,000.00	5,000,000.00	5,000,000.00	-	5,000,000.00
23010112	050568004026	Purchase of 300 unit of assorted Collapsible Exams Hall seats	-	-	18,000,000.00	18,000,000.00	18,000,000.00	-	18,000,000.00
23010122	050568004027	Purchase of Clinical and Laboratory Equipment	-	-	3,030,810.00	3,030,810.00	3,030,810.00	-	3,030,810.00
23010125	050568004028	Purchase of Library Books & Equipments	-	-	3,500,000.00	3,500,000.00	3,500,000.00	-	3,500,000.00
23020101	050568004023	Construction of one Block of 8No. of 2 offices each with toilets	-	-	16,000,560.00	16,000,560.00	16,000,560.00	-	16,000,560.00
23030106	050568004021	Renovation /Extension of College Library	-	-	10,500,760.00	10,500,760.00	10,500,760.00	-	10,500,760.00
23030106	050568004022	Renovation of the College Clinic	-	-	8,005,950.00	8,005,950.00	8,005,950.00	-	8,005,950.00
23030121	050568004020	Renov of 1No. Blks of 13No. Offices with 7No. Toilets each a	-	-	24,961,920.00	24,961,920.00	24,961,920.00	-	24,961,920.00
<b>05 - Enhancing Skills and Knowledge (General) Total</b>			<b>-</b>	<b>-</b>	<b>100,000,000.00</b>	<b>100,000,000.00</b>	<b>100,000,000.00</b>	<b>-</b>	<b>100,000,000.00</b>
<b>056800400100 - College of Legal Studies Yola Total</b>			<b>-</b>	<b>-</b>	<b>100,000,000.00</b>	<b>100,000,000.00</b>	<b>100,000,000.00</b>	<b>-</b>	<b>100,000,000.00</b>
<b>056801800100 - Adamawa State Polytechnic Yola</b>									
<b>05 - Enhancing Skills and Knowledge (General)</b>									
23020105	050568018007	construction of comprehensive surface tank in the main campus	-	-	10,000,000.00	10,000,000.00	10,000,000.00	-	10,000,000.00

Report of the Auditor General on the Accounts of Adamawa State Government for the year ended 31st December 2023

SCHEDULE OF CAPITAL EXPENDITURE CONTD.

Economic Code	Project Code	Project Description	Actual	Actual	Final Budget	Revised Budget	Original Budget	Supplementary Budget	Variance
			2022	2023	2023	2023	2023	2023	2023
			₦	₦	₦	₦	₦	₦	₦
23020107	050568018001	Design of Master Plan of Jambutu Campus	-	-	10,000,000.00	10,000,000.00	10,000,000.00	-	10,000,000.00
23030106	050568018003	Renovation of School Buildings	-	-	10,000,000.00	10,000,000.00	10,000,000.00	-	10,000,000.00
23030113	050568018004	Road Rehabilitation Main Campus	-	-	5,000,000.00	5,000,000.00	5,000,000.00	-	5,000,000.00
23050101	050568018005	Tertiary Educational Trust Fund Activities	-	-	60,000,000.00	60,000,000.00	60,000,000.00	-	60,000,000.00
23050101	050568018006	Design of Master Plan of Numan Campus	-	-	5,000,000.00	5,000,000.00	5,000,000.00	-	5,000,000.00
<b>05 - Enhancing Skills and Knowledge (General) Total</b>			-	-	<b>100,000,000.00</b>	<b>100,000,000.00</b>	<b>100,000,000.00</b>	-	<b>100,000,000.00</b>
<b>056801800100 - Adamawa State Polytechnic Yola Total</b>			-	-	<b>100,000,000.00</b>	<b>100,000,000.00</b>	<b>100,000,000.00</b>	-	<b>100,000,000.00</b>
<b>056801900100 - College of Education Hong</b>									
<b>05 - Enhancing Skills and Knowledge (General)</b>									
23020105	050568019002	Construction of Water System in the School premises	-	-	30,000,000.00	30,000,000.00	30,000,000.00	-	30,000,000.00
23020105	050568019004	Tertiary Educational Trust Fund Activities	-	-	25,000,000.00	25,000,000.00	25,000,000.00	-	25,000,000.00
23020105	050568019008	Sinking of 5No. Industrial & 15No. Solar boreholes	-	-	45,000,000.00	45,000,000.00	45,000,000.00	-	45,000,000.00
<b>05 - Enhancing Skills and Knowledge (General) Total</b>			-	-	<b>100,000,000.00</b>	<b>100,000,000.00</b>	<b>100,000,000.00</b>	-	<b>100,000,000.00</b>
<b>056801900100 - College of Education Hong Total</b>			-	-	<b>100,000,000.00</b>	<b>100,000,000.00</b>	<b>100,000,000.00</b>	-	<b>100,000,000.00</b>
<b>056802100100 - Adamawa State University Mubi</b>									
<b>05 - Enhancing Skills and Knowledge (General)</b>									
23010101	050568021001	Tertiary Educational Trust Fund Activities	-	952,126,468.66	970,969,000.00	10,000,000.00	10,000,000.00	-	18,842,531.34
23010101	050568021002	Purchase of Landed Physical structures	786,765,792.18	-	3,500,000.00	3,500,000.00	3,500,000.00	-	3,500,000.00
23010105	050568021003	Purchase of Plant Equipment 1 No. Mikano Geneating set and 1 No. Hilux	68,875,377.50	-	50,000,000.00	50,000,000.00	50,000,000.00	-	50,000,000.00
23010112	050568021004	Purchase of tools/Equipmnt for entrepreneurship centre	1,898,000.00	-	2,500,000.00	2,500,000.00	2,500,000.00	-	2,500,000.00
23010112	050568021005	Purchase of furniture for Academic Buildings	7,020,776.24	185,527,800.00	188,738,400.00	25,000,000.00	25,000,000.00	-	3,210,600.00
23010112	050568021006	Purchase of 300 No. Lecture Seats and cost of Installation	-	-	5,000,000.00	5,000,000.00	5,000,000.00	-	5,000,000.00
23010113	050568021009	Procuremnt of 2 Nos. HP Micro Tower saver 3.0GHZ 4GB RAM 500GD	-	-	1,000,000.00	1,000,000.00	1,000,000.00	-	1,000,000.00
23010119	050568021007	Purchase of 2No. of 100KVA generator	-	13,930,061.74	14,108,700.00	5,000,000.00	5,000,000.00	-	178,638.26
23010128	050568021008	Purchase of Security Facilities	-	-	5,000,000.00	5,000,000.00	5,000,000.00	-	5,000,000.00
23020101	050568021010	Construction of College of Medical Science Complex	-	-	3,000,000.00	3,000,000.00	3,000,000.00	-	3,000,000.00
23020101	050568021012	Construction of Faculty of Education	-	-	700,000.00	700,000.00	700,000.00	-	700,000.00
23020101	050568021013	Construction and Establishment of Faculty of Law	-	-	20,000,000.00	20,000,000.00	20,000,000.00	-	20,000,000.00
23020101	050568021015	Completion of 2No. Lecture Theatres	-	-	1,000,000.00	1,000,000.00	1,000,000.00	-	1,000,000.00
23020101	050568021016	Cosntruction of Post graduate School	-	-	1,000,000.00	1,000,000.00	1,000,000.00	-	1,000,000.00
23020101	050568021017	Construction of Faculty of Social and management Sciences	-	-	75,000,000.00	75,000,000.00	75,000,000.00	-	75,000,000.00
23020101	050568021018	Construction of Laboratory equipment	-	-	25,000,000.00	25,000,000.00	25,000,000.00	-	25,000,000.00
23020101	050568021019	Construction of Laboratory for University Clinic and Furnish	-	-	12,500,000.00	12,500,000.00	12,500,000.00	-	12,500,000.00
23020101	050568021020	Construction of Faculty of Arts at Former School of Health Site	-	-	6,000,000.00	6,000,000.00	6,000,000.00	-	6,000,000.00
23020101	050568021021	Construction of Library Complex	132,567,216.57	83,737,737.63	83,912,500.00	75,000,000.00	75,000,000.00	-	174,762.37
23020101	050568021022	Construction of Faculty of Environmental Science Complex	-	-	15,000,000.00	15,000,000.00	15,000,000.00	-	15,000,000.00
23020101	050568021023	Design and Construction of 2 No. Hostel	-	-	1,000,000.00	1,000,000.00	1,000,000.00	-	1,000,000.00
23020101	050568021024	Construction of Roads And Drainages (On Going Project)	-	-	30,000,000.00	30,000,000.00	30,000,000.00	-	30,000,000.00
23020107	050568021025	Modification/Completion of abandoned University Staff School	-	80,079,098.94	81,660,700.00	1,000,000.00	1,000,000.00	-	1,581,601.06
23020113	050568021011	Construction of Faculty of Agriculture Complex	-	-	15,000,000.00	15,000,000.00	15,000,000.00	-	15,000,000.00
23020113	050568021014	Construction of Sasaka Building for Agricultural Economics and Extention	-	-	1,000,000.00	1,000,000.00	1,000,000.00	-	1,000,000.00
23020114	050568021026	Construction of Enterpreneurship centre	-	-	72,000,000.00	72,000,000.00	72,000,000.00	-	72,000,000.00
23020118	050568021027	Recreational Centers and Social Amenities	-	-	50,000,000.00	50,000,000.00	50,000,000.00	-	50,000,000.00
23020118	050568021028	Completing ICT Centre (On Going)	10,567,334.35	-	2,000,000.00	2,000,000.00	2,000,000.00	-	2,000,000.00
23020119	050568021029	Extension of Water and Electricity Supply	119,029,137.50	-	78,000,000.00	78,000,000.00	78,000,000.00	-	78,000,000.00
23020127	050568021030	Construction of conference center (400-500 seat capacity)	-	-	1,000,000.00	1,000,000.00	1,000,000.00	-	1,000,000.00
23030102	050568021031	Construction of Staff 3 No. Quarters	-	17,043,343.35	17,364,300.00	1,000,000.00	1,000,000.00	-	320,956.65
23030121	050568021032	Supply and Installation of Teaching and Research Facilities	-	-	10,000,000.00	10,000,000.00	10,000,000.00	-	10,000,000.00
23030121	050568021033	Renovation of Senate Buildings	-	-	20,000,000.00	20,000,000.00	20,000,000.00	-	20,000,000.00
23030121	050568021034	Provi of Furniture&Equipt for C/r,theatre, Lab.Office,Hostel	-	-	80,000,000.00	80,000,000.00	80,000,000.00	-	80,000,000.00
23030121	050568021035	Major Maintenance of Buildings	75,603,906.48	-	150,000,000.00	150,000,000.00	150,000,000.00	-	150,000,000.00
23030121	050568021036	Provision of Research and Teaching Facilities(Farm Edu Res Cent etc)	-	-	1,000,000.00	1,000,000.00	1,000,000.00	-	1,000,000.00
23030141	050568021037	Consultancy services	-	-	45,000,000.00	45,000,000.00	45,000,000.00	-	45,000,000.00

Report of the Auditor General on the Accounts of Adamawa State Government for the year ended 31st December 2023

SCHEDULE OF CAPITAL EXPENDITURE CONTD.

Economic Code	Project Code	Project Description	Actual	Actual	Final Budget	Revised Budget	Original Budget	Supplementary Budget	Variance
			2022	2023	2023	2023	2023	2023	2023
			₦	₦	₦	₦	₦	₦	₦
23050101	050568021038	School Land scaping and Fencing	140,000,000.00	60,282,860.30	75,000,000.00	75,000,000.00	75,000,000.00	-	14,717,139.70
23050101	050568021039	NUC Accreditation and Academic Facilities	101,937,684.15	77,943,145.02	78,302,100.00	60,000,000.00	60,000,000.00	-	358,954.98
23050101	050568021040	Teaching and Research Facilities/Equipment	-	-	10,000,000.00	10,000,000.00	10,000,000.00	-	10,000,000.00
23050103	050568021041	Capacity Building of Planning Unit	-	22,573,750.00	22,975,300.00	2,500,000.00	2,500,000.00	-	401,550.00
23050108	050568021042	Furnishing of Offices in Works Department	-	-	1,000,000.00	1,000,000.00	1,000,000.00	-	1,000,000.00
<b>05 - Enhancing Skills and Knowledge (General) Total</b>			<b>1,444,265,224.97</b>	<b>1,493,244,265.64</b>	<b>2,326,231,000.00</b>	<b>1,047,700,000.00</b>	<b>1,047,700,000.00</b>	<b>-</b>	<b>832,986,734.36</b>
<b>09 - Environmental Improvement (General)</b>									
23010112	090568021002	Improvement of University Evironment	-	-	20,118,911.00	20,118,911.00	20,118,911.00	-	20,118,911.00
23020101	090568021001	Landscaping of School Environment	-	-	10,000,000.00	10,000,000.00	10,000,000.00	-	10,000,000.00
23020101	090568021037	Construction of Faculty of Social and management Sciences	141,888,869.85	-	-	-	-	-	-
23030121	090568021026	Provi of Furniture&Equip for C/r,theatre, Lab.Office,Hostel	13,769,416.00	-	-	-	-	-	-
<b>09 - Environmental Improvement (General) Total</b>			<b>155,658,285.85</b>	<b>-</b>	<b>30,118,911.00</b>	<b>30,118,911.00</b>	<b>30,118,911.00</b>	<b>-</b>	<b>30,118,911.00</b>
<b>056802100100 - Adamawa State University Mubi Total</b>			<b>1,599,923,510.82</b>	<b>1,493,244,265.64</b>	<b>2,356,349,911.00</b>	<b>1,077,818,911.00</b>	<b>1,077,818,911.00</b>	<b>-</b>	<b>863,105,645.36</b>
<b>056802200100 - Adamawa State Scholarship Trust Fund</b>									
<b>05 - Enhancing Skills and Knowledge (General)</b>									
23050101	050568022001	Special Scholarship to Best Secondary Students/JAMB	35,181,400.00	68,072,850.00	120,000,000.00	120,000,000.00	120,000,000.00	-	51,927,150.00
23050101	050568022002	Foreign scholarship	49,048,750.00	102,050,594.00	102,491,700.00	80,000,000.00	80,000,000.00	-	441,106.00
23050101	050568022003	Students Scholarship Allowance	566,652,070.89	579,287,950.00	584,873,800.00	300,000,000.00	300,000,000.00	-	5,585,850.00
<b>05 - Enhancing Skills and Knowledge (General) Total</b>			<b>650,882,220.89</b>	<b>749,411,394.00</b>	<b>807,365,500.00</b>	<b>500,000,000.00</b>	<b>500,000,000.00</b>	<b>-</b>	<b>57,954,106.00</b>
<b>056802200100 - Adamawa State Scholarship Trust Fund Total</b>			<b>650,882,220.89</b>	<b>749,411,394.00</b>	<b>807,365,500.00</b>	<b>500,000,000.00</b>	<b>500,000,000.00</b>	<b>-</b>	<b>57,954,106.00</b>
<b>056802300100 - College of Nursing &amp; Midwifery Yola</b>									
<b>04 - Improvement to Human Health (General)</b>									
23010125	040568023001	Library Books	-	-	1,500,000.00	1,500,000.00	1,500,000.00	-	1,500,000.00
23010139	040568023002	Purchase of Demonstration Equipment	-	-	3,000,000.00	3,000,000.00	3,000,000.00	-	3,000,000.00
23020105	040568023003	Reticulation Water treatment Plant	-	-	2,000,000.00	2,000,000.00	2,000,000.00	-	2,000,000.00
23020112	040568023004	Sport Centre	-	-	1,500,000.00	1,500,000.00	1,500,000.00	-	1,500,000.00
23020118	040568023005	Construction 1 No. Block office, Landscaping and Car Pack	-	-	2,000,000.00	2,000,000.00	2,000,000.00	-	2,000,000.00
23020118	040568023006	Construction of 2N0. block of Student Hostel	-	95,000,000.00	96,100,000.00	40,000,000.00	40,000,000.00	-	1,100,000.00
<b>04 - Improvement to Human Health (General) Total</b>			<b>-</b>	<b>95,000,000.00</b>	<b>106,100,000.00</b>	<b>50,000,000.00</b>	<b>50,000,000.00</b>	<b>-</b>	<b>11,100,000.00</b>
<b>056802300100 - College of Nursing &amp; Midwifery Yola Total</b>			<b>-</b>	<b>95,000,000.00</b>	<b>106,100,000.00</b>	<b>50,000,000.00</b>	<b>50,000,000.00</b>	<b>-</b>	<b>11,100,000.00</b>
<b>056802400100 - College of Health Technology Michika</b>									
<b>04 - Improvement to Human Health (General)</b>									
23010105	040568024001	Purchase of Motor Vehicles 1 No. Hilux Van	11,433,400.00	-	10,000,000.00	10,000,000.00	10,000,000.00	-	10,000,000.00
23020107	040568024002	Construction of 1No. Bursary Block and Store	-	-	10,000,000.00	10,000,000.00	10,000,000.00	-	10,000,000.00
23020118	040568024003	Construction of 4 Blocks Of Hostel	-	-	60,000,000.00	60,000,000.00	60,000,000.00	-	60,000,000.00
23020118	040568024004	Construction of Auditorium	-	-	10,000,000.00	10,000,000.00	10,000,000.00	-	10,000,000.00
23020118	040568024005	Construction of Car Parks at College of Health Tech. Michika	-	-	210,000,000.00	210,000,000.00	210,000,000.00	-	210,000,000.00
<b>04 - Improvement to Human Health (General) Total</b>			<b>11,433,400.00</b>	<b>-</b>	<b>300,000,000.00</b>	<b>300,000,000.00</b>	<b>300,000,000.00</b>	<b>-</b>	<b>300,000,000.00</b>
<b>056802400100 - College of Health Technology Michika Total</b>			<b>11,433,400.00</b>	<b>-</b>	<b>300,000,000.00</b>	<b>300,000,000.00</b>	<b>300,000,000.00</b>	<b>-</b>	<b>300,000,000.00</b>
<b>05 - Social Sector Total</b>			<b>15,304,432,615.83</b>	<b>10,146,914,366.64</b>	<b>29,430,537,615.72</b>	<b>35,441,234,615.72</b>	<b>24,299,981,193.00</b>	<b>11,141,253,422.72</b>	<b>19,283,623,249.08</b>